



# DOING BUSINESS 2013

**Smarter Regulations for  
Small and Medium-Size Enterprises**

2007 2012  
2005 2009 2004 2011  
2008 2006 2010 2013

COMPARING BUSINESS REGULATIONS FOR DOMESTIC FIRMS IN 185 ECONOMIES

10TH EDITION

© 2013 International Bank for Reconstruction and Development / The World Bank

1818 H Street NW  
Washington, DC 20433  
Telephone: 202-473-1000  
Internet: [www.worldbank.org](http://www.worldbank.org)

Some rights reserved.  
1 2 3 4 15 14 13 12

A copublication of The World Bank and the International Finance Corporation.

This work is a product of the staff of The World Bank with external contributions. Note that The World Bank does not necessarily own each component of the content included in the work. The World Bank therefore does not warrant that the use of the content contained in the work will not infringe on the rights of third parties. The risk of claims resulting from such infringement rests solely with you.

The findings, interpretations, and conclusions expressed in this work do not necessarily reflect the views of The World Bank, its Board of Executive Directors, or the governments they represent. The World Bank does not guarantee the accuracy of the data included in this work. The boundaries, colors, denominations, and other information shown on any map in this work do not imply any judgment on the part of The World Bank concerning the legal status of any territory or the endorsement or acceptance of such boundaries.

Nothing herein shall constitute or be considered to be a limitation upon or waiver of the privileges and immunities of The World Bank, all of which are specifically reserved.

#### Rights and Permissions



This work is available under the Creative Commons Attribution 3.0 Unported license (CC BY 3.0) <http://creativecommons.org/licenses/by/3.0>. Under the Creative Commons Attribution license, you are free to copy, distribute, transmit, and adapt this work, including for commercial purposes, under the following conditions:

**Attribution**—Please cite the work as follows: World Bank. 2013. *Doing Business 2013: Smarter Regulations for Small and Medium-Size Enterprises*. Washington, DC: World Bank Group. DOI: 10.1596/978-0-8213-9615-5. License: Creative Commons Attribution CC BY 3.0

**Translations**—If you create a translation of this work, please add the following disclaimer along with the attribution: *This translation was not created by The World Bank and should not be considered an official World Bank translation. The World Bank shall not be liable for any content or error in this translation.*

All queries on rights and licenses should be addressed to the Office of the Publisher, The World Bank, 1818 H Street NW, Washington, DC 20433, USA; fax: 202-522-2625; e-mail: [pubrights@worldbank.org](mailto:pubrights@worldbank.org).

Additional copies of all 10 editions of *Doing Business* may be purchased at [www.doingbusiness.org](http://www.doingbusiness.org).

ISBN (paper): 978-0-8213-9615-5  
ISBN (electronic): 978-0-8213-9624-7  
DOI: 10.1596/978-0-8213-9615-5  
ISSN: 1729-2638

*Design and Layout:* Corporate Visions, Inc.



# DOING BUSINESS 2013

Smarter Regulations for  
Small and Medium-Size Enterprises



COMPARING BUSINESS REGULATIONS FOR DOMESTIC FIRMS IN 185 ECONOMIES

A COPUBLICATION OF THE WORLD BANK AND THE INTERNATIONAL FINANCE CORPORATION

## RESOURCES ON THE DOING BUSINESS WEBSITE

### Current features

News on the *Doing Business* project  
<http://www.doingbusiness.org>

### Rankings

How economies rank—from 1 to 185  
<http://www.doingbusiness.org/rankings/>

### Data

All the data for 185 economies—topic rankings, indicator values, lists of regulatory procedures and details underlying indicators  
<http://www.doingbusiness.org/data/>

### Reports

Access to *Doing Business* reports as well as subnational and regional reports, reform case studies and customized economy and regional profiles  
<http://www.doingbusiness.org/reports/>

### Methodology

The methodologies and research papers underlying *Doing Business*  
<http://www.doingbusiness.org/methodology/>

### Research

Abstracts of papers on *Doing Business* topics and related policy issues  
<http://www.doingbusiness.org/research/>

### Doing Business reforms

Short summaries of DB2013 business regulation reforms, lists of reforms since DB2008 and a ranking simulation tool  
<http://www.doingbusiness.org/reforms/>

### Historical data

Customized data sets since DB2004  
<http://www.doingbusiness.org/custom-query/>

### Law library

Online collection of business laws and regulations relating to business and gender issues  
<http://www.doingbusiness.org/law-library/>  
<http://wbl.worldbank.org/>

### Contributors

More than 9,600 specialists in 185 economies who participate in *Doing Business*  
<http://www.doingbusiness.org/contributors/doing-business/>

### NEW! Entrepreneurship data

Data on business density for 130 economies  
<http://www.doingbusiness.org/data/exploretopics/entrepreneurship/>

### More to come

Coming soon—information on good practices and data on transparency and on the distance to frontier

2007 2012  
 2005 2009 2011  
 2008 2006 2010  
**2004**  
**2013**

# Contents

v	Preface
1	Executive summary
15	About <i>Doing Business</i> : measuring for impact

---

## Case studies

26	Colombia: sustaining reforms over time
32	Latvia: maintaining a reform state of mind
37	Rwanda: fostering prosperity by promoting entrepreneurship
42	APEC: sharing goals and experience
47	Does <i>Doing Business</i> matter for foreign direct investment?
51	How transparent is business regulation around the world?

---

## Topic notes

56	Starting a business
60	Dealing with construction permits
64	Getting electricity
68	Registering property
72	Getting credit
77	Protecting investors
81	Paying taxes
86	Trading across borders
90	Enforcing contracts
94	Resolving insolvency

---

98	Annex: employing workers
101	References
106	Data notes
131	Ease of doing business and distance to frontier
135	Summaries of <i>Doing Business</i> reforms in 2011/12
145	Country tables
207	Employing workers data
216	Acknowledgments

*Doing Business 2013* is the 10th in a series of annual reports investigating the regulations that enhance business activity and those that constrain it. *Doing Business* presents quantitative indicators on business regulations and the protection of property rights that can be compared across 185 economies—from Afghanistan to Zimbabwe—and over time.

Regulations affecting 11 areas of the life of a business are covered: starting a business, dealing with construction permits, getting electricity, registering property, getting credit, protecting investors, paying taxes, trading across borders, enforcing contracts, resolving insolvency and employing workers. The employing workers data are not included in this year's ranking on the ease of doing business.

Data in *Doing Business 2013* are current as of June 1, 2012. The indicators are used to analyze economic outcomes and identify what reforms of business regulation have worked, where and why.



## Preface

This is the 10th edition of the *Doing Business* report. First published in 2003 with 5 indicator sets measuring business regulation in 133 economies, the report has grown into an annual publication covering 11 indicator sets and 185 economies. In these 10 years *Doing Business* has recorded nearly 2,000 business regulation reforms in the areas covered by the indicators. And researchers have produced well over 1,000 articles in peer-reviewed journals using the data published by *Doing Business*—work that helps explore many of the key development questions of our time.

*Doing Business 2013* holds new information to inspire policy makers and researchers. One finding is that Poland improved the most in the *Doing Business* measures in 2011/12, while Singapore maintains its top spot in the overall ranking. Another finding is that European economies in fiscal distress are making efforts to improve the business climate, and this is beginning to be reflected in the indicators tracked by *Doing Business*, with Greece being among the 10 economies that improved the most in the *Doing Business* measures in the past year. Part of the solution to high debt is the recovery of economic growth, and there is broad recognition that creating a friendlier environment for entrepreneurs is central to this goal. But perhaps the most exciting finding is that of a steady march from 2003 to 2012 toward better business regulation across the wide range of economies included. With a handful of exceptions, every economy covered by *Doing Business* has narrowed the gap in business regulatory practice with the top global performance in the areas measured by the indicators. This is a welcome race to the top.

Collecting the more than 57,000 unique *Doing Business* data points each year and placing them in a broader context of economic policy and development is a major undertaking. We thank the team and the *Doing Business* contributors for their efforts. Data collection and analysis for *Doing Business 2013* were conducted through the Global Indicators and Analysis Department under the general direction of Augusto Lopez-Claros. The project was managed by Sylvia Solf and Rita Ramalho, with the support of Carolin Geginat and Adrian Gonzalez. Other team members included Beatriz Mejia Asserias, Andres Baquero Franco, Karim O. Belayachi, Iryna Bilotserkivska, Mariana Carvalho, Hayane Chang Dahmen, Rong Chen, Maya Choueiri, Dariga Chukmaitova, Santiago Croci Downes, Fernando Dancausa Diaz, Marie Lily Delion, Raian Divanbeigi, Alejandro Espinosa-Wang, Margherita Fabbri, Caroline Frontigny, Betina Hennig, Sarah Holmberg, Hussam Hussein, Joyce Ibrahim, Ludmila Jantuan, Nan Jiang, Hervé Kaddoura, Paweł Kopko, Jean Michel Lobet, Jean-Philippe Lodugnon-Harding, Frédéric Meunier, Robert Murillo, Joanna Nasr, Marie-Jeanne Ndiaye, Nuria de Oca, Mikiko Imai Ollison, Nina Paustian, Galina Rudenko, Valentina Saltane, Lucas Seabra, Paula Garcia Serna, Anastasia Shegay, Jayashree Srinivasan, Susanne Szymanski, Moussa Traoré, Tea Trumbic, Marina Turlakova, Julien Vilquin, Yasmin Zand and Yucheng Zheng.

More than 9,600 lawyers and other professionals generously donated their time to provide the legal assessments that underpin the data. We thank in particular the global contributors: Advocates for International Development; Allen & Overy LLP; American

Bar Association, Section of International Law; Baker & McKenzie; Cleary Gottlieb Steen & Hamilton LLP; Ernst & Young; Ius Laboris, Alliance of Labor, Employment, Benefits and Pensions Law Firms; KPMG; the Law Society of England and Wales; Lex Mundi, Association of Independent Law Firms; Panalpina; PwC; Raposo Bernardo & Associados; Russell Bedford International; SDV International Logistics; and Security Cargo Network. The efforts of all these contributors help maintain the distinctive voice of *Doing Business* and its annual contribution to business regulation reform.

Ten years marks a good time to take stock of where the world has moved in business regulatory practices and what challenges remain. We welcome you to give feedback on the *Doing Business* website (<http://www.doingbusiness.org>) and join the conversation as we shape the project in the years to come.

Sincerely,

A handwritten signature in black ink, appearing to read 'Janamitra Devan', written over a thin horizontal line.

Janamitra Devan  
Vice President and Head of Network  
Financial & Private Sector Development  
World Bank Group



# Executive summary

2007 2012 2011  
2005 2009 2004  
2008 2006 2010 2013

This 10th edition of the *Doing Business* report marks a good time to take stock—to look at how far the world has come in business regulatory practices and what challenges remain. In the first report one of the main findings was that low-income economies had very cumbersome regulatory systems. Ten years later it is apparent that business regulatory practices in these economies have been gradually but noticeably converging toward the more efficient practices common in higher-income economies (box 1.1). How much has the gap narrowed? Did some regions close the regulatory gap more rapidly than others? This year's report tells that story. It points to important trends in regulatory reform and identifies the regions and economies making the biggest improvements for local entrepreneurs.

And it highlights both the areas of business regulation that have received the most attention and those where more progress remains to be made.

The report also reviews research on which regulatory reforms have worked and how. After 10 years of data tracking reforms and regulatory practices around the world, more evidence is available to address these questions. The report summarizes just some of the main findings. Among the highlights: Smarter business regulation supports economic growth. Simpler business registration promotes greater entrepreneurship and firm productivity, while lower-cost registration improves formal employment opportunities. An effective regulatory environment boosts trade performance. And sound

## BOX 1.1 MAIN FINDINGS SINCE 2003 AND THE FIRST *DOING BUSINESS* REPORT

- Over these 10 years 180 economies implemented close to 2,000 business regulatory reforms as measured by *Doing Business*.
- Eastern Europe and Central Asia improved the most, overtaking East Asia and the Pacific as the world's second most business-friendly region according to *Doing Business* indicators. OECD high-income economies continue to have the most business-friendly environment.
- Business regulatory practices have been slowly converging as economies with initially poor performance narrow the gap with better performers. Among the 50 economies with the biggest improvements since 2005, the largest share—a third—are in Sub-Saharan Africa.
- Among the categories of business regulatory practices measured by *Doing Business*, there has been more convergence in those that relate to the complexity and cost of regulatory processes (business start-up, property registration, construction permitting, electricity connections, tax payment and trade procedures) than in those that relate to the strength of legal institutions (contract enforcement, insolvency regimes, credit information, legal rights of borrowers and lenders and the protection of minority shareholders).
- Two-thirds of the nearly 2,000 reforms recorded by *Doing Business* were focused on reducing the complexity and cost of regulatory processes.
- A growing body of research has traced out the effects of simpler business regulation on a range of economic outcomes, such as faster job growth and an accelerated pace of new business creation.

## MAIN FINDINGS IN 2011/12

- Worldwide, 108 economies implemented 201 regulatory reforms in 2011/12 making it easier to do business as measured by *Doing Business*.
- Poland improved the most in the ease of doing business, through 4 reforms—making it easier to register property, pay taxes, enforce contracts and resolve insolvency as measured by *Doing Business*.
- Eastern Europe and Central Asia once again had the largest share of economies implementing regulatory reforms—88% of its economies reformed in at least one of the areas measured by *Doing Business*.
- European economies in fiscal distress are working to improve the business climate, and this is beginning to be reflected in the indicators tracked by *Doing Business*. Greece is one of the 10 most improved globally in 2011/12.
- Reform efforts globally have focused on making it easier to start a new business, increasing the efficiency of tax administration and facilitating trade across international borders. Of the 201 regulatory reforms recorded in the past year, 44% focused on these 3 policy areas alone.

financial market infrastructure—courts, creditor and insolvency laws, and credit and collateral registries—improves access to credit (see the chapter “About *Doing Business*”).

## WHAT ARE SMART RULES FOR BUSINESSES?

Just as good rules are needed to allow traffic to flow in a city, they are also essential to allow business transactions to flow. Good business regulations enable the private sector to thrive and businesses to expand their transactions network. But regulations put in place to safeguard economic activity and facilitate business operations, if poorly designed, can become obstacles to doing business. They can be like traffic lights put up to prevent gridlock—ineffective if a red light lasts for an hour. Most people would run the red light, just as most businesses facing burdensome regulations will try to circumvent them to stay afloat.

Striking the right balance in business regulation can be a challenge. It becomes an even greater challenge in a changing world, where regulations must continually adapt to new realities. Just as traffic systems have to adjust when a new road is being constructed, regulations need to adapt to new demands from the market and to changes in technology (such as the growing use of information and communication technology in business processes).

This challenge is one focus of this report. Through indicators benchmarking 185 economies, *Doing Business* measures and tracks changes in the regulations applying to domestic small and medium-size companies in 11 areas in their life cycle. This year’s aggregate ranking on the ease of doing business is based on indicator sets that measure and benchmark regulations affecting 10 of those areas: starting a business, dealing with construction permits, getting electricity, registering property, getting credit, protecting investors, paying taxes, trading across borders, enforcing contracts and

resolving insolvency. *Doing Business* also documents regulations on employing workers, which are not included in this year’s aggregate ranking or in the count of reforms.

The economies that rank highest on the ease of doing business are not those where there is no regulation—but those where governments have managed to create rules that facilitate interactions in the marketplace without needlessly hindering the development of the private sector. In essence, *Doing Business* is about SMART business regulations—Streamlined, Meaningful, Adaptable, Relevant, Transparent—not necessarily fewer regulations (see figure 2.1 in the chapter “About *Doing Business*”).

*Doing Business* encompasses 2 types of indicators: indicators relating to the *strength of legal institutions* relevant to business regulation and indicators relating to the *complexity and cost of regulatory processes*. Those in the first group focus on the legal and regulatory framework for getting credit, protecting investors, enforcing contracts and resolving insolvency. Those in the second focus on the cost and efficiency of regulatory processes for starting a business, dealing with construction permits, getting electricity, registering property, paying taxes and trading across borders. Based on time-and-motion case studies from the perspective of the business, these indicators measure the procedures, time and cost required to complete a transaction in accordance with relevant regulations. (For a detailed explanation of the *Doing Business* methodology, see the data notes and the chapter “About *Doing Business*.”)

Economies that rank high on the ease of doing business tend to combine efficient regulatory processes with strong legal institutions that protect property and investor rights (figure 1.1). OECD high-income economies have, by a large margin, the most business-friendly regulatory environment on both dimensions. Regions such as East Asia and the Pacific and the Middle East and North Africa have

relatively efficient regulatory processes but still lag in the strength of legal institutions relevant to business regulation. Good practices around the world provide insights into how governments have improved the regulatory environment in the past in the areas measured by *Doing Business* (see table 1.4 at the end of the executive summary).

## WHO NARROWED THE REGULATORY GAP IN 2011/12?

As reflected in the ranking on the ease of doing business, the 10 economies with the most business-friendly regulation are Singapore; Hong Kong SAR, China; New Zealand; the United States; Denmark; Norway; the United Kingdom; the Republic of Korea; Georgia; and Australia (table 1.1). Singapore tops the global ranking for the seventh consecutive year.

A number 1 ranking on the ease of doing business does not mean that an economy ranks number 1 across all 10 regulatory areas included in this aggregate measure. Indeed, Singapore’s rankings range from 1 in trading across borders to 36 in registering property. Its top 3 rankings (on trading across borders, dealing with construction permits and protecting investors) average 2, while its lowest 3 (on registering property, getting credit and enforcing contracts) average 20. Similarly, Guatemala’s top 3 (on getting credit, registering property and getting electricity) average 22, and its bottom 3 (on paying taxes, protecting investors and starting a business) average 151. So while the ease of doing business ranking is a useful aggregate measure, analysis based on this measure should also take into account the dispersion of regulatory efficiency across the areas measured by *Doing Business* (figure 1.2).

In the past year 58% of economies covered by *Doing Business* implemented at least 1 institutional or regulatory reform making it easier to do business in the areas measured, and 23 undertook reforms in 3 or more areas. Of these 23 economies, 10 stand out as having jumped

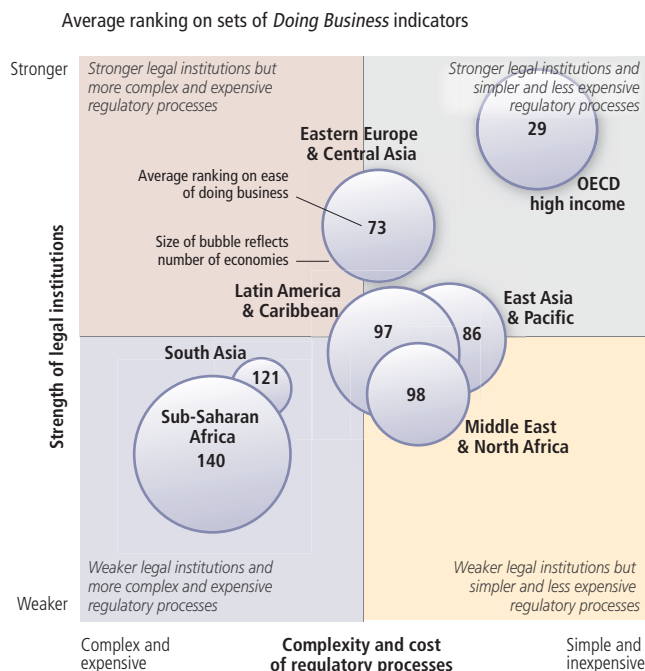
TABLE 1.1 Rankings on the ease of doing business

Rank	Economy	DB2013 reforms	Rank	Economy	DB2013 reforms	Rank	Economy	DB2013 reforms
1	Singapore	0	63	Antigua and Barbuda	0	125	Honduras	0
2	Hong Kong SAR, China	0	64	Ghana	0	126	Bosnia and Herzegovina	2
3	New Zealand	1	65	Czech Republic	3	127	Ethiopia	1
4	United States	0	66	Bulgaria	1	128	Indonesia	1
5	Denmark	1	67	Azerbaijan	0	129	Bangladesh	1
6	Norway	2	68	Dominica	1	130	Brazil	1
7	United Kingdom	1	69	Trinidad and Tobago	2	131	Nigeria	0
8	Korea, Rep.	4	70	Kyrgyz Republic	0	132	India	1
9	Georgia	6	71	Turkey	2	133	Cambodia	1
10	Australia	1	72	Romania	2	134	Tanzania	1
11	Finland	0	73	Italy	2	135	West Bank and Gaza	1
12	Malaysia	2	74	Seychelles	0	136	Lesotho	2
13	Sweden	0	75	St. Vincent and the Grenadines	0	137	Ukraine	3
14	Iceland	0	76	Mongolia	3	138	Philippines	0
15	Ireland	2	77	Bahamas, The	0	139	Ecuador	0
16	Taiwan, China	2	78	Greece	3	140	Sierra Leone	2
17	Canada	1	79	Brunei Darussalam	2	141	Tajikistan	1
18	Thailand	2	80	Vanuatu	0	142	Madagascar	1
19	Mauritius	2	81	Sri Lanka	4	143	Sudan	0
20	Germany	2	82	Kuwait	0	144	Syrian Arab Republic	1
21	Estonia	0	83	Moldova	2	145	Iran, Islamic Rep.	1
22	Saudi Arabia	2	84	Croatia	1	146	Mozambique	0
23	Macedonia, FYR	1	85	Albania	2	147	Gambia, The	0
24	Japan	1	86	Serbia	3	148	Bhutan	0
25	Latvia	0	87	Namibia	1	149	Liberia	3
26	United Arab Emirates	3	88	Barbados	0	150	Micronesia, Fed. Sts.	0
27	Lithuania	2	89	Uruguay	2	151	Mali	1
28	Switzerland	0	90	Jamaica	2	152	Algeria	1
29	Austria	0	91	China	2	153	Burkina Faso	0
30	Portugal	3	92	Solomon Islands	0	154	Uzbekistan	4
31	Netherlands	4	93	Guatemala	1	155	Bolivia	0
32	Armenia	2	94	Zambia	1	156	Togo	1
33	Belgium	0	95	Maldives	0	157	Malawi	1
34	France	0	96	St. Kitts and Nevis	0	158	Comoros	2
35	Slovenia	3	97	Morocco	1	159	Burundi	4
36	Cyprus	1	98	Kosovo	2	160	São Tomé and Príncipe	0
37	Chile	0	99	Vietnam	1	161	Cameroon	1
38	Israel	1	100	Grenada	1	162	Equatorial Guinea	0
39	South Africa	1	101	Marshall Islands	0	163	Lao PDR	3
40	Qatar	1	102	Malta	0	164	Suriname	0
41	Puerto Rico (U.S.)	1	103	Paraguay	0	165	Iraq	0
42	Bahrain	0	104	Papua New Guinea	0	166	Senegal	0
43	Peru	2	105	Belize	1	167	Mauritania	0
44	Spain	2	106	Jordan	0	168	Afghanistan	0
45	Colombia	1	107	Pakistan	0	169	Timor-Leste	0
46	Slovak Republic	4	108	Nepal	0	170	Gabon	0
47	Oman	1	109	Egypt, Arab Rep.	0	171	Djibouti	0
48	Mexico	2	110	Costa Rica	4	172	Angola	1
49	Kazakhstan	3	111	Palau	0	173	Zimbabwe	0
50	Tunisia	0	112	Russian Federation	2	174	Haiti	0
51	Montenegro	2	113	El Salvador	1	175	Benin	4
52	Rwanda	2	114	Guyana	0	176	Niger	1
53	St. Lucia	0	115	Lebanon	0	177	Côte d'Ivoire	0
54	Hungary	3	116	Dominican Republic	0	178	Guinea	3
55	Poland	4	117	Kiribati	0	179	Guinea-Bissau	0
56	Luxembourg	0	118	Yemen, Rep.	0	180	Venezuela, RB	0
57	Samoa	0	119	Nicaragua	0	181	Congo, Dem. Rep.	1
58	Belarus	2	120	Uganda	1	182	Eritrea	0
59	Botswana	1	121	Kenya	1	183	Congo, Rep.	2
60	Fiji	1	122	Cape Verde	0	184	Chad	1
61	Panama	3	123	Swaziland	1	185	Central African Republic	0
62	Tonga	0	124	Argentina	0			

Note: The rankings for all economies are benchmarked to June 2012 and reported in the country tables. This year's rankings on the ease of doing business are the average of the economy's percentile rankings on the 10 topics included in this year's aggregate ranking. The number of reforms excludes those making it more difficult to do business.

Source: *Doing Business* database.

**FIGURE 1.1** OECD high-income economies combine efficient regulatory processes with strong legal institutions



Note: Strength of legal institutions refers to the average ranking on getting credit, protecting investors, enforcing contracts and resolving insolvency. Complexity and cost of regulatory processes refers to the average ranking on starting a business, dealing with construction permits, getting electricity, registering property, paying taxes and trading across borders.

Source: *Doing Business* database.

ahead the most in the relative ranking (table 1.2). Others in this group advanced less in the global ranking because they already ranked high. Two are Korea and the Netherlands. Already among the top 35 in last year’s global ranking, both implemented regulatory reforms making it easier to do business in 4 areas measured by *Doing Business*.

Four of the 10 economies improving the most in the ease of doing business are in Eastern Europe and Central Asia—the region that also had the largest number of regulatory reforms per economy in the past year. Four of the 10 are lower-middle-income economies; of the rest, 1 is low income, 3 are upper middle income and 2 are high income. And for the first time in 7 years, a South Asian economy—Sri Lanka—ranks among those improving the most in the ease of doing business.

Eight of the 10 economies made it easier to start a business. Kazakhstan, Mongolia and Ukraine reduced or eliminated the minimum capital requirement

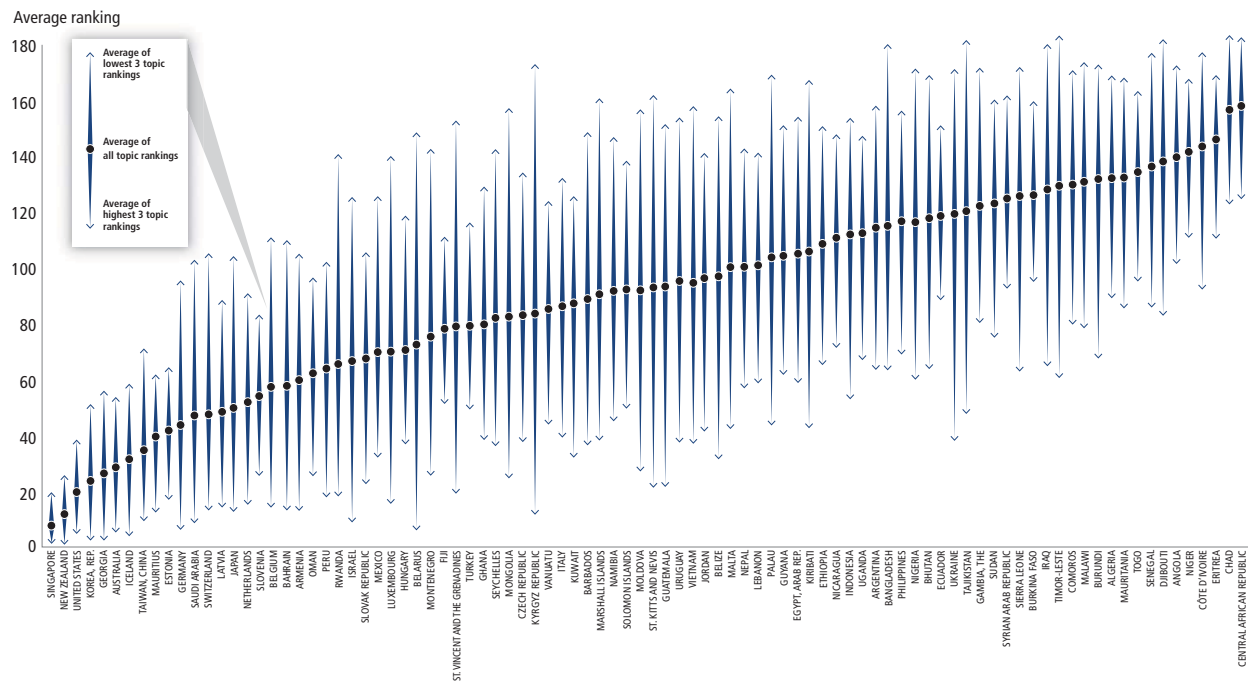
**TABLE 1.2** The 10 economies improving the most across 3 or more areas measured by *Doing Business* in 2011/12

	Economy	Ease of doing business rank	Reforms making it easier to do business									
			Starting a business	Dealing with construction permits	Getting electricity	Registering property	Getting credit	Protecting investors	Paying taxes	Trading across borders	Enforcing contracts	Resolving insolvency
1	Poland	55				✓			✓		✓	✓
2	Sri Lanka	81	✓			✓	✓			✓		
2	Ukraine	137	✓			✓			✓			
4	Uzbekistan	154	✓				✓			✓		✓
5	Burundi	159	✓	✓		✓				✓		
6	Costa Rica	110	✓	✓			✓		✓			
6	Mongolia	76	✓				✓	✓				
8	Greece	78		✓				✓				✓
9	Serbia	86	✓								✓	✓
10	Kazakhstan	49	✓				✓					✓

Note: Economies are ranked on the number of their reforms and on how much they improved in the ease of doing business ranking. First, *Doing Business* selects the economies that implemented reforms making it easier to do business in 3 or more of the 10 topics included in this year’s aggregate ranking. Regulatory reforms making it more difficult to do business are subtracted from the number of those making it easier to do business. Second, *Doing Business* ranks these economies on the increase in their ranking on the ease of doing business from the previous year. The increase in economy rankings is not calculated using the published ranking of last year but by using a comparable ranking for DB2012 that captures the effects of other factors, such as the inclusion this year of 2 new economies in the sample, Barbados and Malta. The choice of the most improved economies is determined by the largest improvement in rankings, among those economies with at least 3 reforms.

Source: *Doing Business* database.

FIGURE 1.2 An economy's regulatory environment may be more business-friendly in some areas than in others



Note: Rankings reflected are those on the 10 *Doing Business* topics included in this year's aggregate ranking on the ease of doing business. Figure is for illustrative purposes only; it does not include all 185 economies covered by this year's report. See the country tables for rankings on the ease of doing business and each *Doing Business* topic for all economies.

Source: *Doing Business* database.

for company incorporation. Sri Lanka computerized and expedited the process for registering employees. Burundi eliminated 3 requirements: to have company documents notarized, to publish information on new companies in a journal and to register new companies with the Ministry of Trade and Industry.

Five of the 10 made it easier to resolve insolvency, and 2 of these also strengthened their systems for enforcing contracts. Serbia strengthened its insolvency process by introducing private bailiffs, prohibiting appeals of the court's decision on the proposal for enforcement, expediting service of process and adopting a public electronic registry for injunctions. The new private bailiff system also increased efficiency in enforcing contracts. Poland introduced a new civil procedure code that, along with an increase in the number of judges, reduced the time required to enforce a commercial contract. Poland also made it easier to resolve insolvency,

by updating the documentation requirements for bankruptcy filings.

Four economies made it easier to register property. Poland increased efficiency in processing property registration applications through a series of initiatives in recent years. These included creating 2 new registration districts in Warsaw and, in the past year, introducing a new case-load management system for the land and mortgage registries and continuing to digitize their records.

Five economies improved in the area of getting credit. Costa Rica, Mongolia and Uzbekistan guaranteed borrowers' right to inspect their personal credit data. Sri Lanka established a searchable electronic collateral registry and issued regulations for its operation. Kazakhstan strengthened the rights of secured creditors in insolvency proceedings.

Greece, driven in part by its economic crisis, implemented regulatory reforms in 3 areas measured by *Doing*

*Business*—improving its regulatory environment at a greater pace in the past year than in any of the previous 6. It made construction permitting faster by transferring the planning approval process from the municipality to certified private professionals, strengthened investor protections by requiring greater disclosure and introduced a new prebankruptcy rehabilitation procedure aimed at enhancing the rescue of distressed companies.

Costa Rica, the only economy in Latin America and the Caribbean in the group of 10, implemented regulatory changes in 4 areas measured by *Doing Business*. It introduced a risk-based approach for granting sanitary approvals for business start-ups and established online approval systems for the construction permitting process. Costa Rica also guaranteed borrowers' right to inspect their personal data and made paying taxes easier for local companies by implementing electronic payments for municipal taxes.

While these 10 economies improved the most in the ease of doing business, they were far from alone in introducing improvements in the areas measured by *Doing Business* in 2011/12. A total of 108 economies did so, through 201 institutional and regulatory reforms. And in the years since the first report was published in 2003, 180 of the 185 economies covered by *Doing Business* made improvements in at least one of these areas—through nearly 2,000 such reforms in total.

In 2011/12 starting a business was again the area with the most regulatory reforms. In the past 8 years the start-up process received more attention from policy makers than any other area of business regulation tracked by *Doing Business*—through 368 reforms in 149 economies. These worldwide efforts reduced the average time to start a business from 50 days to 30 and the average cost from 89% of income per capita to 31%.

In the past year Eastern Europe and Central Asia once again had the largest share of

economies registering improvements, with 88% of economies implementing at least 1 institutional or regulatory reform making it easier to do business and 67% implementing at least 2 (figure 1.3). This region has been consistently active through all the years covered by *Doing Business*, implementing 397 institutional and regulatory reforms since 2005. At least some of this regulatory reform push reflects efforts by economies joining the European Union in 2004 to continue to narrow the gap in regulatory efficiency with established EU members—as well as similar efforts among economies now engaged in EU accession negotiations.

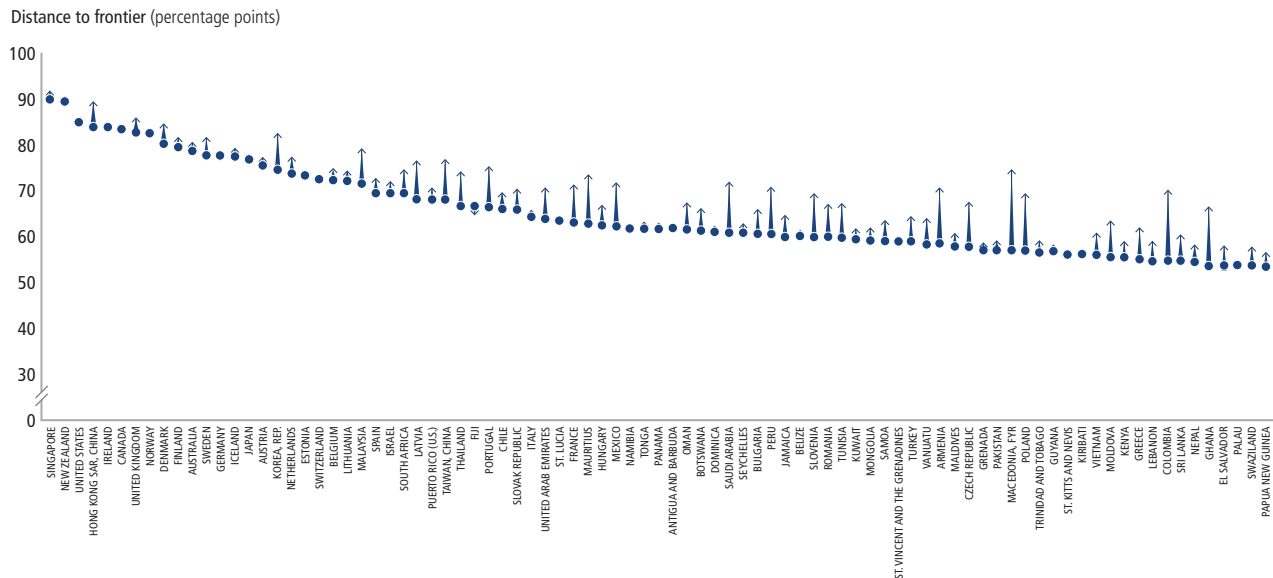
### WHO HAS NARROWED THE GAP OVER THE LONG RUN?

To complement the ease of doing business ranking, a relative measure, last year's *Doing Business* report introduced the distance to frontier, an absolute measure of business regulatory efficiency. This measure aids in assessing how much the regulatory environment for local entrepreneurs improves in absolute terms

over time by showing the distance of each economy to the “frontier,” which represents the best performance observed on each of the *Doing Business* indicators across all economies and years included since 2005. The measure is normalized to range between 0 and 100, with 100 representing the frontier. A higher score therefore indicates a more efficient business regulatory system (for a detailed description of the methodology, see the chapter on the ease of doing business and distance to frontier).

Analysis based on the distance to frontier measure shows that the burden of regulation has declined since 2005 in the areas measured by *Doing Business*. On average the 174 economies covered by *Doing Business* since that year are today closer to the frontier in regulatory practice (figure 1.4). In 2005 these economies were 46 percentage points from the frontier on average, with the closest economy 10 percentage points away and the furthest one 74 percentage points away. Now these 174 economies are 40 percentage points from the frontier on average, with

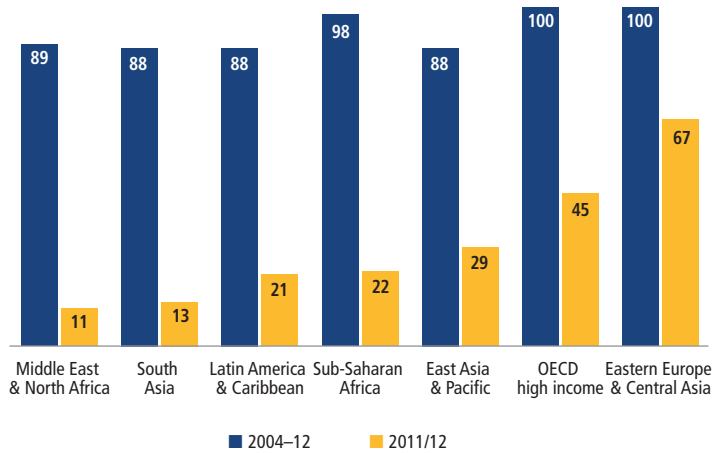
FIGURE 1.4 Almost all economies are closer to the frontier in regulatory practice today than they were in 2005



Note: The distance to frontier measure shows how far on average an economy is from the best performance achieved by any economy on each *Doing Business* indicator since 2005. The measure is normalized to range between 0 and 100, with 100 representing the best performance (the frontier). The data refer to the 174 economies included in *Doing Business* 2006 (2005). Eleven economies were added in subsequent years.  
Source: *Doing Business* database.

**FIGURE 1.3 Eastern Europe and Central Asia had the largest share of economies reforming business regulation in 2011/12**

Share of economies with at least 2 *Doing Business* reforms making it easier to do business (%)



Source: *Doing Business* database.

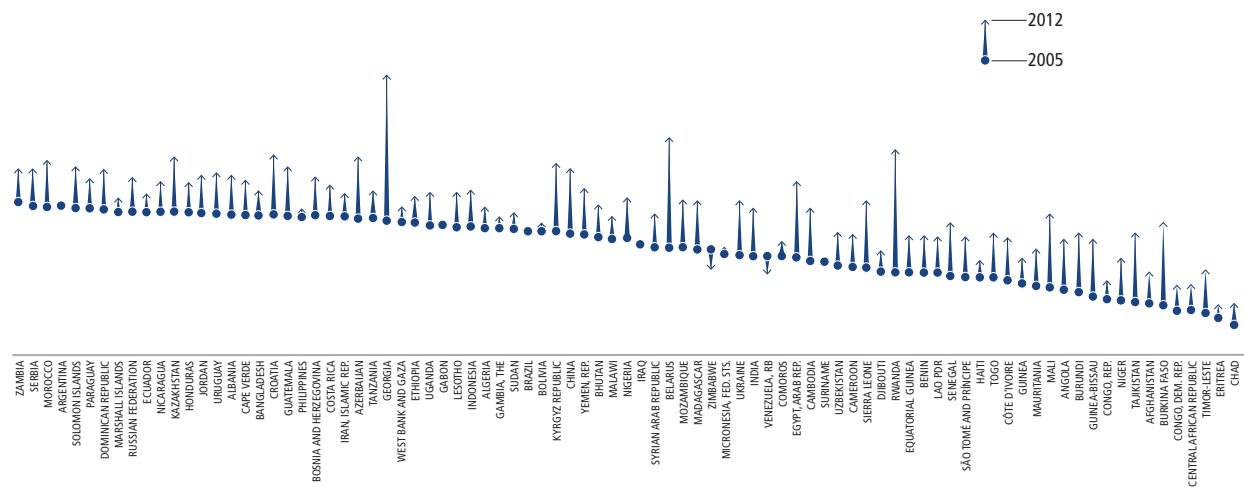
the closest economy 8 percentage points away and the furthest economy 69 percentage points away.

OECD high-income economies are closest to the frontier on average. But other regions are narrowing the gap. Eastern

Europe and Central Asia has done so the most, thanks to about 17 institutional and regulatory reforms per economy since 2005 (figure 1.5). Economies in the Middle East and North Africa and Sub-Saharan Africa have implemented more than 9 institutional and regulatory

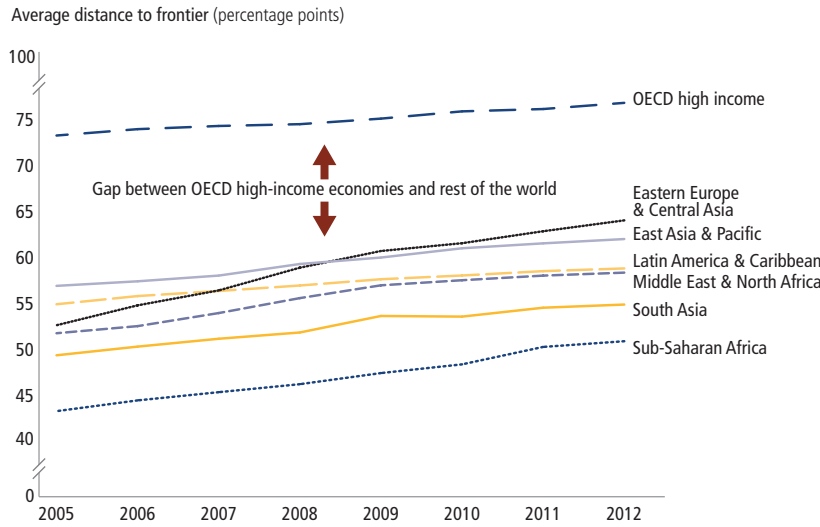
reforms on average—and those in East Asia and the Pacific, Latin America and the Caribbean and South Asia about 8. With its faster pace of improvement, Eastern Europe and Central Asia overtook East Asia and the Pacific as the second most business-friendly region according to *Doing Business* indicators.

But the variation within regions is large. In Latin America and the Caribbean, for example, Colombia implemented 25 institutional and regulatory reforms in the past 8 years, while Suriname had none. In East Asia and the Pacific, Vietnam implemented 18 reforms, and Kiribati none. In a few economies (such as República Bolivariana de Venezuela and Zimbabwe) the business environment deteriorated as measures added to the complexity and cost of regulatory processes or undermined property rights and investor protections. Within the European Union, 4 Southern European economies have recently accelerated regulatory reform efforts (box 1.2).



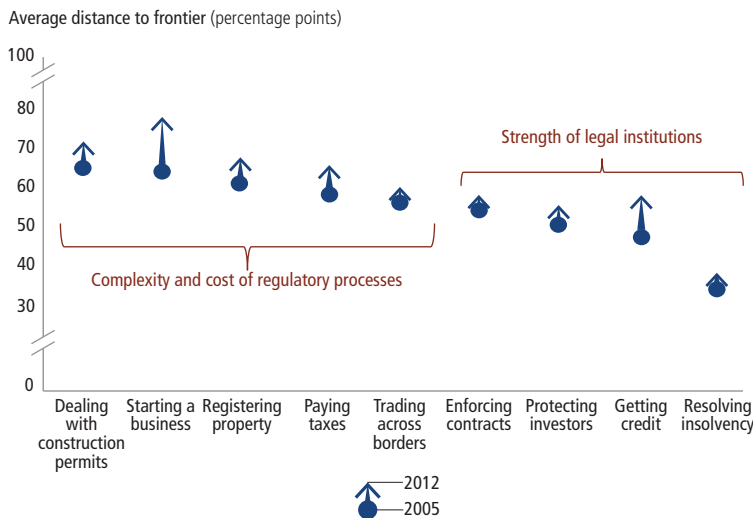


**FIGURE 1.5** Doing business is easier today than in 2005, particularly in Eastern Europe and Central Asia and Sub-Saharan Africa



*Note:* The distance to frontier measure shows how far on average an economy is from the best performance achieved by any economy on each *Doing Business* indicator since 2005. The measure is normalized to range between 0 and 100, with 100 representing the best performance (the frontier). The data refer to the 174 economies included in *Doing Business 2006* (2005) and to the regional classifications that apply in 2012. Eleven economies were added in subsequent years.  
*Source:* *Doing Business* database.

**FIGURE 1.6** Globally, reform efforts have focused more on reducing the complexity and cost of regulatory processes than on strengthening legal institutions



*Note:* Figure illustrates the extent to which average regulatory practice across economies has moved closer to the most efficient practice in each area measured by *Doing Business*. The distance to frontier measure shows how far on average an economy is from the best performance achieved by any economy on each *Doing Business* indicator since 2005. The measure is normalized to range between 0 and 100, with 100 representing the best performance (the frontier). The data refer to the 174 economies included in *Doing Business 2006* (2005). Eleven economies were added in subsequent years.  
*Source:* *Doing Business* database.

Improvements happened across all regulatory areas measured by *Doing Business* between 2005 and 2012. But governments were more likely to focus their reform efforts on reducing the complexity and cost of regulatory processes—the focus of 1,227 reforms recorded by *Doing Business* since 2005—than on strengthening legal institutions—the focus of close to 600 (figure 1.6).

Improving business regulation is a challenging task, and doing it consistently over time even more so. Yet some economies have achieved considerable success since 2005 in doing just that (table 1.3). A few of these economies stand out within their region: Georgia, Rwanda, Colombia, China and Poland.

Georgia is the top improver since 2005 both in Eastern Europe and Central Asia and globally. With 35 institutional and regulatory reforms since 2005, Georgia has improved in all areas measured by *Doing Business*. In the past year alone it improved in 6 areas. As just one example, Georgia made trading across borders easier by introducing customs clearance zones in such cities as Tbilisi and Poti. These one-stop shops for trade clearance processes are open all day every day, allowing traders to submit customs documents and complete other formalities in a single place. Georgia also strengthened its secured transactions system. A new amendment to its civil code allows a security interest to extend to the products, proceeds and replacements of an asset used as collateral.

Georgia has also distinguished itself by following a relatively balanced regulatory reform path. Many economies aiming to improve their regulatory environment start by reducing the complexity and cost of regulatory processes (in such areas as starting a business). Later they may move on to reforms strengthening legal institutions relevant to business regulation (in such areas as getting credit). These tend to be a bigger challenge, sometimes requiring amendments to key pieces of legislation rather than simply changes in



### BOX 1.2 FISCAL IMBALANCES AND REGULATORY REFORM IN SOUTHERN EUROPE

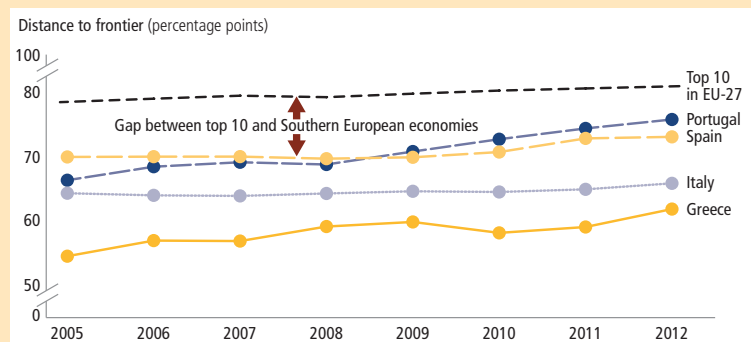
The 2008-09 global financial crisis contributed to rapid increases in public debt levels among high-income economies. The recession depressed tax revenues and forced governments to increase spending to ease the effects of the crisis. Governments used public sector stimulus to cushion the impact of the sharp contraction in output, and many were also forced to intervene to strengthen the balance sheets of commercial banks and prop up industries struck particularly hard by the crisis. The fiscal deterioration in the context of weak global demand contributed to greater risk aversion among investors, complicating fiscal management in many economies, particularly those with already high debt levels or rapidly growing deficits.

Greece, Italy, Portugal and Spain were among those most affected by the crisis and associated market pressures. Aware that the resumption of economic growth would be key to returning to a sustainable fiscal position, authorities in these economies moved to implement broad-ranging reforms.

Business regulation reforms were an integral part of these plans, as reflected in the *Doing Business* data. While Greece is among the 10 economies with the biggest improvements in the ease of doing business in the past year, the other 3 economies also made important strides. Italy made it easier to get an electricity connection and to register property. Portugal simplified the process for construction permitting, for importing and exporting and for resolving insolvency. Spain made trading across borders simpler and amended its bankruptcy law. All 4 economies reformed or are also in the process of reforming their labor laws with the aim of making their labor market more flexible.

*Doing Business* reforms are not new to these economies. Since 2004, Portugal has implemented 25, Spain and Greece 17, and Italy 14 institutional or regulatory reforms. The impact of these reforms has helped these 4 economies narrow the business regulatory gap with the best performers in the European Union (see figure).

#### In Southern Europe, an acceleration in the pace of regulatory reform



Note: The distance to frontier measure shows how far on average an economy is from the best performance achieved by any economy on each *Doing Business* indicator since 2005. The measure is normalized to range between 0 and 100, with 100 representing the best performance (the frontier). The top 10 in EU-27 are the 10 economies closest to the frontier among current members of the European Union.

Source: *Doing Business* database.

administrative procedures. Georgia has followed this pattern, focusing initially on reducing the complexity and cost of regulatory processes and later on strengthening legal institutions. But among a group of 5 top regional improvers, Georgia has improved the most along both dimensions (figure 1.7).

Rwanda, the number 2 improver globally and top improver in Sub-Saharan Africa since 2005, has reduced the gap with the frontier by almost half. To highlight key lessons emerging from Rwanda's sustained efforts, this year's report features a case study of its reform process. But Rwanda is far from alone in the region: of the 50 economies advancing the most

TABLE 1.3 The 50 economies narrowing the distance to frontier the most since 2005

Rank	Economy	Region	Improvement (percentage points)
1	Georgia	ECA	31.6
2	Rwanda	SSA	26.5
3	Belarus	ECA	23.5
4	Burkina Faso	SSA	18.5
5	Macedonia, FYR	ECA	17.4
6	Egypt, Arab Rep.	MENA	16.3
7	Mali	SSA	15.8
8	Colombia	LAC	15.3
9	Tajikistan	ECA	15.2
10	Kyrgyz Republic	ECA	14.8
11	Sierra Leone	SSA	14.7
12	China	EAP	14.3
13	Azerbaijan	ECA	12.9
14	Croatia	ECA	12.8
15	Ghana	SSA	12.7
16	Burundi	SSA	12.6
17	Poland	OECD	12.3
18	Guinea-Bissau	SSA	12.2
19	Armenia	ECA	12.2
20	Ukraine	ECA	12.0
21	Kazakhstan	ECA	11.9
22	Senegal	SSA	11.5
23	Cambodia	EAP	11.1
24	Angola	SSA	11.0
25	Mauritius	SSA	10.9
26	Saudi Arabia	MENA	10.7
27	India	SAS	10.6
28	Guatemala	LAC	10.4
29	Madagascar	SSA	10.3
30	Morocco	MENA	10.1
31	Yemen, Rep.	MENA	10.1
32	Peru	LAC	10.1
33	Mozambique	SSA	10.0
34	Czech Republic	OECD	9.8
35	Timor-Leste	EAP	9.7
36	Côte d'Ivoire	SSA	9.5
37	Togo	SSA	9.5
38	Slovenia	OECD	9.5
39	Mexico	LAC	9.4
40	Niger	SSA	9.4
41	Nigeria	SSA	9.0
42	Portugal	OECD	9.0
43	Solomon Islands	EAP	8.9
44	Uruguay	LAC	8.8
45	Dominican Republic	LAC	8.8
46	Taiwan, China	EAP	8.8
47	São Tomé and Príncipe	SSA	8.7
48	France	OECD	8.6
49	Bosnia and Herzegovina	ECA	8.4
50	Albania	ECA	8.3

Note: Rankings are based on the absolute difference for each economy between its distance to frontier in 2005 and that in 2012. The data refer to the 174 economies included in *Doing Business 2006* (2005). Eleven economies were added in subsequent years. The distance to frontier measure shows how far on average an economy is from the best performance achieved by any economy on each *Doing Business* indicator since 2005. The measure is normalized to range between 0 and 100, with 100 representing the best performance (the frontier). EAP = East Asia and the Pacific; ECA = Eastern Europe and Central Asia; LAC = Latin America and the Caribbean; MENA = Middle East and North Africa; OECD = OECD high income; SAS = South Asia; SSA = Sub-Saharan Africa.

Source: *Doing Business* database.

toward the frontier since 2005, 17 are in Sub-Saharan Africa.

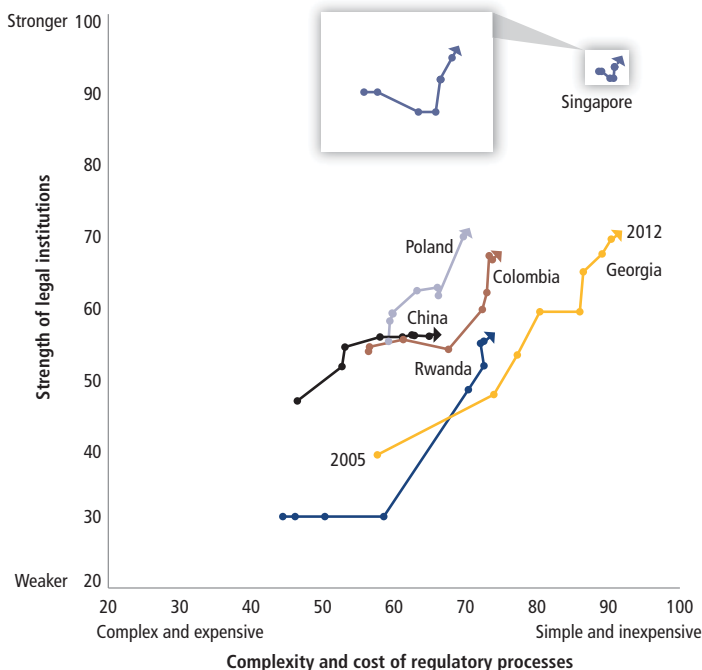
Worldwide, economies at all income levels are narrowing the gap with the frontier on average—but low-income economies more so than high-income ones. This is an important achievement. Indeed, while business regulatory practices in all lower-income groups are converging toward those in high-income economies on average, low-income economies have reduced the gap the most, by 4 percentage points since 2005. Lower-middle-income economies have closed the gap with high-income economies by 3 percentage points, and upper-middle-income economies by 2 percentage points. This convergence is far from complete, however.

While the Arab Republic of Egypt is the top improver in the Middle East and North Africa since 2005, its improvement was concentrated in the years before 2009. In the past 4 years there was no visible improvement in the areas measured by *Doing Business*. Regionally, there was less focus on reforming business regulation in the past year than in any previous year covered by *Doing Business*, with only 11% of economies implementing at least 2 regulatory reforms (box 1.3).

Colombia, the economy narrowing the gap with the frontier the most in Latin America and the Caribbean, is also featured in a case study this year. Between 2006 and 2009 Colombia focused mostly on improving the efficiency of regulatory processes, with an emphasis on business registration and tax administration. But in 2010 it began reforming legal institutions, such as by strengthening the protection of minority shareholders and by improving the insolvency regime.

Two of the “BRICs” rank among the top 50 improvers—China and India, each also the top improver in its region since 2005. Both implemented regulatory reforms particularly in the early years covered by *Doing Business*. China established a new company law in 2005, a new credit registry in 2006, its first bankruptcy law

**FIGURE 1.7** Different economies have followed a variety of regulatory reform paths  
Average distance to frontier in sets of *Doing Business* indicators (percentage points)



*Note:* Strength of legal institutions refers to the average distance to frontier in getting credit, protecting investors, enforcing contracts and resolving insolvency. Complexity and cost of regulatory processes refers to the average distance to frontier in starting a business, dealing with construction permits, registering property, paying taxes and trading across borders. Each dot refers to a different year, starting in 2005 and ending in 2012. The reform progress of Singapore, the economy with the most business-friendly regulation for the seventh year in a row, is shown for purposes of comparison. For visual clarity the series for Singapore starts in 2007. The distance to frontier measure shows how far on average an economy is from the best performance achieved by any economy on each *Doing Business* indicator since 2005. The measure is normalized to range between 0 and 100, with 100 representing the best performance (the frontier).

Source: *Doing Business* database.

in 2007, a new property law in 2007, a new civil procedure law in 2008 and a new corporate income tax law in 2008. After establishing its first credit bureau in 2004, India focused mostly on simplifying and reducing the cost of regulatory processes in such areas as starting a business, paying taxes and trading across borders.

Five OECD high-income economies make the list of top 50 improvers: Poland, the Czech Republic, Slovenia, Portugal and France. Poland in the past year alone implemented 4 institutional and regulatory reforms, among the 20 recorded for it by *Doing Business* since 2005. It improved the process for transferring property, made paying taxes more convenient by promoting the use of electronic facilities, reduced the time to enforce contracts and

strengthened the process of resolving insolvency.

**IN WHAT AREAS IS THE GAP NARROWING THE MOST?**

Since 2005 there has been a convergence in business regulatory practices in two-thirds of the areas measured by *Doing Business*: starting a business, paying taxes, dealing with construction permits, registering property, getting credit and enforcing contracts. This means that laws, regulations and procedures in these areas are more similar across economies today than they were 8 years ago. Overall, more convergence has occurred in the areas measured by *Doing Business* that relate to the complexity and cost of regulatory processes than in those that relate to the strength of legal institutions.<sup>1</sup>

The greatest convergence in regulatory practice has occurred in business start-up. Among the 174 economies covered by *Doing Business* since 2005, the time to start a business in that year averaged 112 days in the worst quartile of the economies as ranked by performance on this indicator, while it averaged 29 days for the rest (figure 1.8). Since then, thanks to 368 reforms in 149 economies, the average time for the worst quartile has fallen to 63 days, getting closer to the average of 18 for the rest. Similar but less strong patterns are observed for indicators of time, procedures and cost for paying taxes, dealing with construction permits and registering property.

But in 3 areas the trend runs weakly in the other direction. In protecting investors, trading across borders and resolving insolvency the realities in different economies have slowly drifted apart rather than converged. This does not mean that in these 3 areas the average regulatory environment is worse today than in 2005; it is actually better (see figure 1.6). But it does mean that economies that were in the best 3 quartiles of the distribution in these 3 areas in 2005 have strengthened practices and institutions somewhat faster than those in the worst quartile.

## WHAT IS THE IMPACT ON ECONOMIC OUTCOMES?

Beyond what *Doing Business* measures, have the business regulation reforms undertaken by governments since 2005 had an impact? In presenting analysis of this question, earlier editions of *Doing Business* focused on cross-country analyses linking business regulation to economic variables such as corruption or rates of informality in the economy.

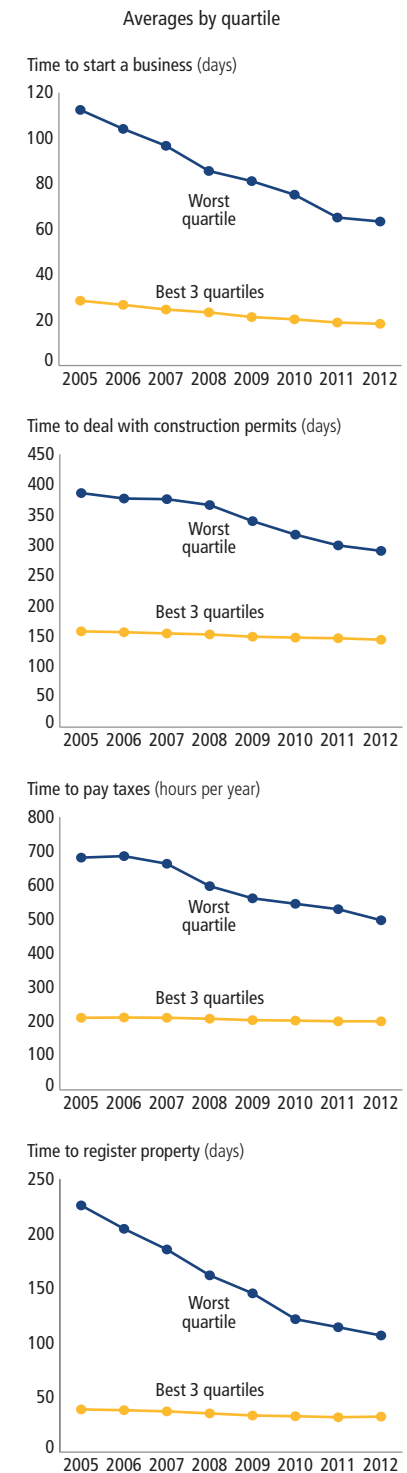
With more years of data now available, previous research on the impact of reforms in the areas measured by *Doing Business* can be extended over time and linked to more economic outcomes. Using several years of data for the same economy makes it possible to take into account country characteristics that

remain constant over time when doing analysis across economies—something not possible in the earlier cross-country analyses. Based on a 5-year panel of economies, one such study finds that in low-income economies that implemented reforms making it easier to do business, the growth rate increased by 0.4 percentage point in the following year.<sup>2</sup> Emerging evidence from analysis based on 8 years of *Doing Business* data and building on the earlier studies shows that improvements in business entry and other aspects of business regulation matter for aggregate growth as well. Credibly pinning down the magnitude of this effect is more difficult, however.<sup>3</sup>

Research on the effect of regulatory reforms is advancing especially rapidly around the question of business start-up. A growing body of research has shown that simpler entry regulations encourage the creation of more new firms and new jobs in the formal sector. Economies at varying income levels and in different regions saw noticeable increases in the number of new firm registrations after implementing such reforms (figure 1.9). Within-country studies have confirmed the positive association between improvements in business registration and registration of new firms in such countries as Colombia, India, Mexico and Portugal. These studies have found increases of 5–17% in the number of newly registered businesses after reforms of the business registration process (for more discussion, see the chapter “About *Doing Business*”).

Better business regulation as measured by *Doing Business* is also associated with greater new business registration. Ongoing research by *Doing Business* using 8 years of data shows that reducing the distance to frontier by 10 percentage points is associated with an increase of 1 newly registered business for every 1,000 working-age people, a meaningful result given the world average of 3.2 newly registered businesses for every 1,000 working-age people per year.<sup>4</sup>

FIGURE 1.8 Strong convergence across economies since 2005



Note: Economies are ranked in quartiles by performance in 2005 on the indicator shown. The data refer to the 174 economies included in *Doing Business 2006* (2005). Eleven economies were added in subsequent years.

Source: *Doing Business* database.

**BOX 1.3 BUSINESS REGULATION IN THE MIDDLE EAST AND NORTH AFRICA—THE CHALLENGES AHEAD**

Earlier editions of the *Doing Business* report highlighted substantial efforts by governments in the Middle East and North Africa to improve business regulation for local entrepreneurs. But the reform momentum has slowed since the beginning of the Arab Spring in January 2011, as some countries have entered a complex process of transition to more democratic forms of governance. The post-Arab Spring governments have had a broad range of economic, social and political issues to address, and this in turn has resulted in a slower overall reform process, as new governments have struggled to adjust to important shifts in the political and economic landscape.

The region faces structural challenges that can impede private sector activity. A history of government intervention has created more opportunities for rent seeking than for entrepreneurship. Firm surveys show that manufacturing firms as well as their managers are older on average than those in other regions, indicating weaker entry and exit mechanisms. Firm entry density in the Middle East and North Africa is among the lowest in the world.<sup>1</sup>

Moreover, the region suffers from a crisis of governance and trust: businesses do not trust officials, and officials do not trust businesses. Business managers in the region

rank corruption, anticompetitive practices and regulatory policy uncertainty high on their list of concerns. At the same time 60% of public officials interviewed across the region perceive the private sector as rent seeking and corrupt. And banks cite lack of corporate transparency as among the main obstacles to extending more finance to small and medium-size enterprises.<sup>2</sup>

Some governments in the region have tried to aggressively reform the business environment in the past, but have seen the impact of their efforts lessened by a lack of sustained commitment to in-depth changes and the related risk of upsetting the established order. A common view is that only connected entrepreneurs are successful, suggesting a dual set of rules with preferential treatment for those close to the ruling elites. This suggests a need for governments to invest in governance structures and increase transparency in parallel with efforts to improve the business regulatory environment. The case study on transparency in this year's report points to one area where they could start: the Middle East and North Africa is one of the regions with the most constrained access to basic regulatory information such as fee schedules.

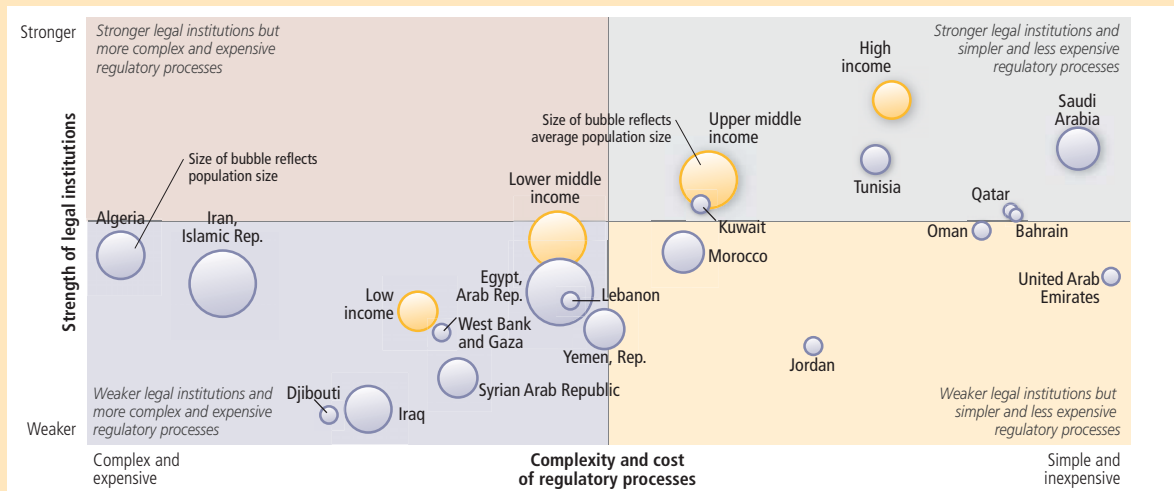
Although economies in the region have made some strides in reducing the

complexity and cost of regulatory processes, entrepreneurs across the region still contend with weak investor and property rights protections (see figure). With an average ease of doing business ranking of 98, the region still has much room for making the life of local businesses easier through clearer and more transparent rules applied more consistently. Such rules would facilitate rather than impede private sector activity in economies where the state has traditionally had an outsized presence in the national economy and in a region where the need to encourage entrepreneurship is thus perhaps more intense than in any other.

All these challenges notwithstanding, the recent political changes in the region—fast, hectic, unpredictable, far-reaching in their effects—provide a unique opportunity for governments to substantively address many of the impediments to private sector development that have plagued the region in recent decades. Moving to a system of more transparent and sensible rules—rules that are better able to respond to the needs of the business community and that provide incentives to narrow the gap between the law as written and the law as practiced—will go a long way toward creating the conditions for more equitable economic growth and a faster pace of job creation.

**Entrepreneurs across the Middle East and North Africa face relatively weak investor and property rights protections**

Average ranking on sets of *Doing Business* indicators by economy and global income group



Note: Strength of legal institutions refers to the average ranking on getting credit, protecting investors, enforcing contracts and resolving insolvency. Complexity and cost of regulatory processes refers to the average ranking on starting a business, dealing with construction permits, getting electricity, registering property, paying taxes and trading across borders. The global income groups exclude economies in the Middle East and North Africa.

Source: *Doing Business* database.

1. World Bank, *From Privilege to Competition: Unlocking Private-Led Growth in the Middle East and North Africa* (Washington, DC: World Bank, 2009). Firm entry density is defined as the number of newly registered limited liability companies per 1,000 working-age people (ages 15–64).

2. Roberto Rocha, Subika Farazi, Rania Khouri and Douglas Pearce, "The Status of Bank Lending to SMEs in the Middle East and North Africa Region: The Results of a Joint Survey of the Union of Arab Banks and the World Bank" (World Bank, Washington, DC; and Union of Arab Banks, Beirut, 2010).

TABLE 1.4 Good practices around the world, by *Doing Business* topic

Topic	Practice	Economies <sup>a</sup>	Examples	
Making it easy to start a business	Putting procedures online	106	Hong Kong SAR, China; FYR Macedonia; New Zealand; Peru; Singapore	
	Having no minimum capital requirement	91	Kazakhstan; Kenya; Kosovo; Madagascar; Mexico; Mongolia; Morocco; Portugal; Rwanda; Serbia; United Arab Emirates; United Kingdom	
	Having a one-stop shop	88	Bahrain; Burkina Faso; Georgia; Republic of Korea; Peru; Vietnam	
Making it easy to deal with construction permits	Having comprehensive building rules	135	Croatia; Kenya; New Zealand; Republic of Yemen	
	Using risk-based building approvals	86	Armenia; Germany; Mauritius; Singapore	
	Having a one-stop shop	31	Bahrain; Chile; Hong Kong SAR, China; Rwanda	
Making it easy to obtain an electricity connection	Streamlining approval processes (utility obtains excavation permit or right of way if required)	104 <sup>b</sup>	Armenia; Austria; Benin; Cambodia; Czech Republic; Panama	
	Providing transparent connection costs and processes	103	France; Germany; Ireland; Netherlands; Trinidad and Tobago	
	Reducing the financial burden of security deposits for new connections	96	Argentina; Austria; Kyrgyz Republic; Latvia; Mozambique; Nepal	
	Ensuring the safety of internal wiring by regulating the electrical profession rather than the connection process	40	Denmark; Germany; Iceland; Japan	
Making it easy to register property	Using an electronic database for encumbrances	108	Jamaica; Sweden; United Kingdom	
	Offering cadastre information online	50	Denmark; Lithuania; Malaysia	
	Offering expedited procedures	16	Azerbaijan; Bulgaria; Georgia	
	Setting fixed transfer fees	10	New Zealand; Russian Federation; Rwanda	
Making it easy to get credit	<b>Legal rights</b>			
	Allowing out-of-court enforcement	122	Australia; India; Nepal; Peru; Russian Federation; Serbia; Sri Lanka	
	Allowing a general description of collateral	92	Cambodia; Canada; Guatemala; Nigeria; Romania; Rwanda; Singapore	
	Maintaining a unified registry	67	Bosnia and Herzegovina; Ghana; Honduras; Marshall Islands; Mexico; Montenegro; New Zealand	
	<b>Credit information</b>			
	Distributing data on loans below 1% of income per capita	123	Brazil; Bulgaria; Germany; Kenya; Malaysia; Sri Lanka; Tunisia	
	Distributing both positive and negative credit information	105	China; Croatia; India; Italy; Jordan; Panama; South Africa	
	Distributing credit information from retailers, trade creditors or utilities as well as financial institutions	55	Fiji; Lithuania; Nicaragua; Rwanda; Saudi Arabia; Spain	
	Protecting investors	Allowing rescission of prejudicial related-party transactions <sup>c</sup>	73	Brazil; Mauritius; Rwanda; United States
		Regulating approval of related-party transactions	60	Albania; France; United Kingdom
Requiring detailed disclosure		53	Hong Kong SAR, China; New Zealand; Singapore	
Allowing access to all corporate documents during the trial		46	Chile; Ireland; Israel	
Requiring external review of related-party transactions		43	Australia; Arab Republic of Egypt; Sweden	
Allowing access to all corporate documents <i>before</i> the trial		30	Japan; Sweden; Tajikistan	
Defining clear duties for directors		28	Colombia; Malaysia; Mexico; United States	
Making it easy to pay taxes	Allowing self-assessment	156	Argentina; Canada; China; Rwanda; Sri Lanka; Turkey	
	Allowing electronic filing and payment	74	Australia; Colombia; India; Lithuania; Malta; Mauritius; Tunisia	
	Having one tax per tax base	48	FYR Macedonia; Namibia; Paraguay; United Kingdom	
Making it easy to trade across borders <sup>d</sup>	Allowing electronic submission and processing	149 <sup>e</sup>	Belize; Chile; Estonia; Pakistan; Turkey	
	Using risk-based inspections	133	Morocco; Nigeria; Palau; Vietnam	
	Providing a single window	71 <sup>f</sup>	Colombia; Ghana; Republic of Korea; Singapore	
Making it easy to enforce contracts	Making all judgments in commercial cases by first-instance courts publicly available in practice	121 <sup>g</sup>	Chile; Iceland; Nigeria; Russian Federation; Uruguay	
	Maintaining specialized commercial court, division or judge	82	Burkina Faso; France; Liberia; Poland; Sierra Leone; Singapore	
	Allowing electronic filing of complaints	19	Brazil; Republic of Korea; Malaysia; Rwanda; Saudi Arabia	
Making it easy to resolve insolvency	Allowing creditors' committees a say in insolvency proceeding decisions	109	Australia; Bulgaria; Philippines; United States; Uzbekistan	
	Requiring professional or academic qualifications for insolvency administrators by law	107	Armenia; Belarus; Colombia; Namibia; Poland; United Kingdom	
	Specifying time limits for the majority of insolvency procedures	94	Albania; Italy; Japan; Republic of Korea; Lesotho	
	Providing a legal framework for out-of-court workouts	82	Argentina; Hong Kong SAR, China; Latvia; Philippines; Romania	

a. Among 185 economies surveyed, unless otherwise specified.

b. Among 151 economies surveyed.

c. Rescission is the right of parties involved in a contract to return to a state identical to that before they entered into the agreement.

d. Among 181 economies surveyed.

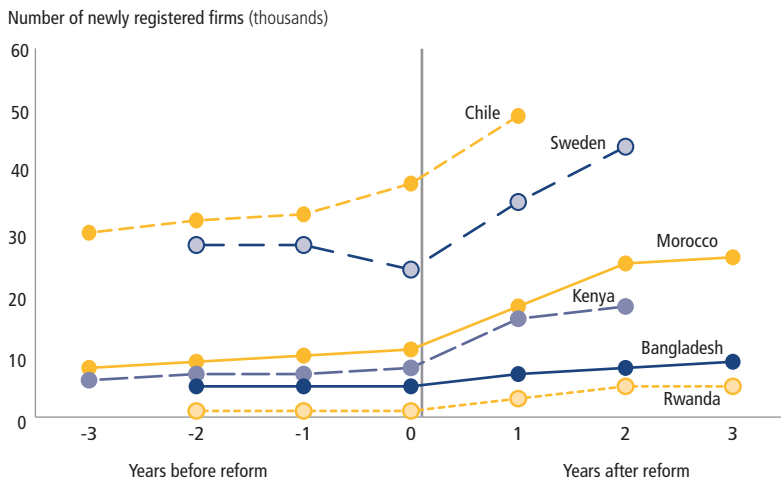
e. Thirty-one have a full electronic data interchange system, 118 a partial one.

f. Eighteen have a single-window system that links all relevant government agencies, 53 a system that does so partially.

g. Among 184 economies surveyed.

Source: *Doing Business* database; for starting a business, also World Bank (2009b).

FIGURE 1.9 More new firms are registered after reforms making it simpler to start a business



Note: All 6 economies implemented a reform making it easier to start a business as measured by *Doing Business*. The reform year varies by economy and is represented by the vertical line in the figure. For Bangladesh and Rwanda it is 2009; for Chile, 2011; for Kenya, 2007; for Morocco, 2006; and for Sweden, 2010.

Source: World Bank Group Entrepreneurship Snapshots, 2012 edition.

Yet another finding relates to the relationship between foreign direct investment and business regulation. A case study in this year’s report shows that although the *Doing Business* indicators measure regulations applying to domestic firms, economies that do well in this area also provide an attractive regulatory environment for foreign firms. Again using multiple years of data, the case study shows that economies that are closer to the frontier in regulatory practice attract larger inflows of foreign direct investment.

### WHAT’S NEW IN THIS YEAR’S REPORT?

This year’s report, like last year’s, presents country case studies. These feature Colombia, Latvia and Rwanda. In addition, the report presents a regional case study on Asia-Pacific Economic Cooperation

(APEC), focusing on peer-to-peer learning. And for the first time the report presents thematic case studies, on foreign direct investment and on transparency in business regulation.

This year’s report also reintroduces the topic chapters. But it presents them in a different format, as shorter “topic notes” that focus on the changes in the data from the previous year and over all years covered by *Doing Business*. The topic notes also discuss the most prominent reforms from the past year. Full information for each topic, including examples of good practices and relevant research, is available on the *Doing Business* website.<sup>5</sup> The website also presents the full list of good practices by topic summarized in table 1.4.

### NOTES

1. To measure convergence, *Doing Business* calculated the change in the variance of distance to frontier across 174 economies since 2005 for each topic. The results suggest that the largest convergence has been in starting a business, with the variance decreasing by 49% since 2005. The topics with the next largest convergence are paying taxes (with a change in variance of -24%), dealing with construction permits (-23%), registering property (-19%), getting credit (-12%) and enforcing contracts (-4%). Several other topics show a small divergence: trading across borders (7%), protecting investors (2%) and resolving insolvency (1%). The overall change in the variance is -16%, suggesting an overall convergence in all *Doing Business* topics.
2. Eifert 2009.
3. The analysis, by Divanbeigi and Ramalho (2012), finds that narrowing the distance to frontier in the indicator sets measuring the complexity and cost of regulatory processes by 10 percentage points is associated with an increase of close to 1 percentage point in the GDP growth rate. Since the distance to frontier improves by 1 percentage point a year on average, these simulations are based on expected results for a 10-year period. Results are based on Arellano-Bond dynamic panel estimation to control for economic cycle and time-invariant country-specific factors. Following Eifert (2009) and Djankov, McLeish and Ramalho (2006), the analysis controls for government consumption, institutional quality and corruption perception. It also controls for total trade openness and rents from natural resources.
4. This research follows Klapper and Love (2011a). The analysis controls for government consumption, institutional quality and corruption perception. It also controls for total trade openness and rents from natural resources.
5. <http://www.doingbusiness.org>.



# About *Doing Business*: measuring for impact

2007 2012 2011  
2005 2009 2004  
2008 2006 2010 2013

The private sector provides an estimated 90% of jobs in developing economies.<sup>1</sup> Where government policies support a dynamic business environment—with firms making investments, creating jobs and increasing productivity—all people have greater opportunities. A growing body of evidence suggests that policy makers seeking to strengthen the private sector need to pay attention not only to macroeconomic factors but also to the quality of laws, regulations and institutional arrangements that shape daily economic life.<sup>2</sup>

This is the 10th *Doing Business* report. When the first report was produced, in 2003, there were few globally available and regularly updated indicators for monitoring such microeconomic issues as business regulations affecting local firms. Earlier efforts from the 1980s drew on perceptions data, but these expert or business surveys focused on broad aspects of the business environment and often captured the experiences of businesses. These surveys also lacked the specificity and cross-country comparability that *Doing Business* provides—by focusing on well-defined transactions, laws and institutions rather than generic, perceptions-based questions on the business environment.

*Doing Business* seeks to measure business regulations for domestic firms through an objective lens. The project looks primarily at small and medium-size companies in the largest business city. Based on standardized case studies, it presents quantitative indicators on the regulations that apply to firms at different stages of their life cycle. The results for each

economy can be compared with those for 184 other economies and over time.

Over the years the choice of indicators for *Doing Business* has been guided by a rich pool of data collected through the World Bank Enterprise Surveys. These data highlight the main obstacles to business activity as reported by entrepreneurs in well over 100 economies. Among the factors that the surveys have identified as important to businesses have been taxes (tax administration as well as tax rates) and electricity—inspiring the design of the paying taxes and getting electricity indicators. In addition, the design of the *Doing Business* indicators has drawn on theoretical insights gleaned from extensive research literature.<sup>3</sup> The *Doing Business* methodology makes it possible to update the indicators in a relatively inexpensive and replicable way.

The *Doing Business* methodology is also responsive to the needs of policy makers. Rules and regulations are under the direct control of policy makers—and policy makers intending to change the experience and behavior of businesses will often start by changing rules and regulations that affect them. *Doing Business* goes beyond identifying that a problem exists and points to specific regulations or regulatory procedures that may lend themselves to regulatory reform. And its quantitative measures of business regulation enable research on how specific regulations affect firm behavior and economic outcomes.

The first *Doing Business* report covered 5 topics and 133 economies. This year's report covers 11 topics and 185 economies.

Ten topics are included in the aggregate ranking on the ease of doing business, and 9 in the distance to frontier measure.<sup>4</sup> The project has benefited from feedback from governments, academics, practitioners and reviewers.<sup>5</sup> The initial goal remains: to provide an objective basis for understanding and improving the regulatory environment for business.

### WHAT DOING BUSINESS COVERS

*Doing Business* captures several important dimensions of the regulatory environment as they apply to local firms. It provides quantitative measures of regulations for starting a business, dealing with construction permits, getting electricity, registering property, getting credit, protecting investors, paying taxes, trading across borders, enforcing contracts and resolving insolvency. *Doing Business* also looks at regulations on employing workers. Pending further progress on research in this area, this year's report does not present rankings of economies on the employing workers indicators or include the topic in the aggregate ranking on the ease of doing business. It does present the data on the employing workers indicators. Additional data on labor regulations collected in 185 economies are available on the *Doing Business* website.<sup>6</sup>

The foundation of *Doing Business* is the notion that economic activity, particularly private sector development, benefits from clear and coherent rules: Rules that set out and clarify property rights and facilitate the resolution of disputes. And rules that enhance the predictability of economic interactions and provide contractual partners with essential protections against arbitrariness and abuse. Where such rules are reasonably efficient in design, are transparent and accessible to those for whom they are intended and can be implemented at a reasonable cost, they are much more effective in shaping the incentives of economic agents in ways that promote growth and development. The quality of the rules also has a crucial bearing on how societies distribute the

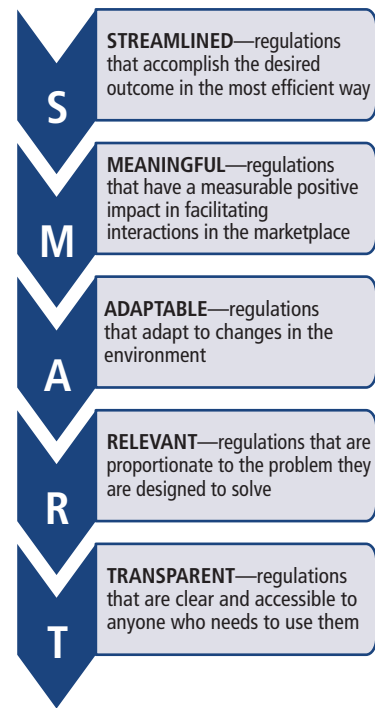
benefits and bear the costs of development strategies and policies.

Consistent with the view that rules matter, some *Doing Business* indicators give a higher score for more regulation and better-functioning institutions (such as courts or credit bureaus). In the area of protecting investors, for example, higher scores are given for stricter disclosure requirements for related-party transactions. Higher scores are also given for a simplified way of applying regulation that keeps compliance costs for firms low—such as by allowing firms to comply with business start-up formalities in a one-stop shop or through a single online portal. Finally, *Doing Business* scores reward economies that apply a risk-based approach to regulation as a way to address social and environmental concerns—such as by imposing a greater regulatory burden on activities that pose a high risk to the population and a lesser one on lower-risk activities.

Thus the economies that rank highest on the ease of doing business are not those where there is no regulation—but those where governments have managed to create rules that facilitate interactions in the marketplace without needlessly hindering the development of the private sector. In essence, *Doing Business* is about smart business regulations, not necessarily fewer regulations (figure 2.1).

In constructing the indicators the *Doing Business* project uses 2 types of data. The first come from readings of laws and regulations in each economy. The *Doing Business* team, in collaboration with local expert respondents, examines the company law to find the disclosure requirements for related-party transactions. It reads the civil law to find the number of procedures necessary to resolve a commercial sale dispute before local courts. It reviews the labor code to find data on a range of issues concerning employer-employee relations. And it plumbs other legal instruments for other key pieces of data used in the indicators, several of which have a large legal dimension.

FIGURE 2.1 What are SMART business regulations as defined by *Doing Business*?



Indeed, about three-quarters of the data used in *Doing Business* are of this factual type, reducing the need to have a larger sample size of experts in order to improve accuracy. The local expert respondents play a vital role in corroborating the *Doing Business* team's understanding and interpretation of rules and laws.

Data of the second type serve as inputs into indicators on the complexity and cost of regulatory processes. These indicators measure the efficiency in achieving a regulatory goal, such as the number of procedures to obtain a building permit or the time taken to grant legal identity to a business. In this group of indicators cost estimates are recorded from official fee schedules where applicable. Time estimates often involve an element of judgment by respondents who routinely administer the relevant regulations or undertake the relevant transactions.<sup>7</sup> These experts have several rounds of interaction with the *Doing Business* team, involving conference calls, written correspondence and visits by the team until



there is convergence on the final answer. To construct the time indicators, a regulatory process such as starting a business is broken down into clearly defined steps and procedures (for more details, see the discussion on methodology in this chapter). Here *Doing Business* builds on Hernando de Soto's pioneering work in applying the time-and-motion approach in the 1980s to show the obstacles to setting up a garment factory on the outskirts of Lima.<sup>8</sup>

## WHAT *DOING BUSINESS* DOES NOT COVER

The *Doing Business* data have key limitations that should be kept in mind by those who use them.

### Limited in scope

The *Doing Business* indicators are limited in scope. In particular:

- *Doing Business* does not measure the full range of factors, policies and institutions that affect the quality of the business environment in an economy or its national competitiveness. It does not, for example, capture aspects of security, the prevalence of bribery and corruption, market size, macro-economic stability (including whether the government manages its public finances in a sustainable way), the state of the financial system or the level of training and skills of the labor force.
- Even within the relatively small set of indicators included in *Doing Business*, the focus is deliberately narrow. The getting electricity indicators, for example, capture the procedures, time and cost involved for a business to obtain a permanent electricity connection to supply a standardized warehouse. Through these indicators *Doing Business* thus provides a narrow perspective on the range of infrastructure challenges that firms face, particularly in the developing world. It does not address the extent to which inadequate roads, rail, ports and communications may add to firms' costs and undermine competitiveness. *Doing Business* covers 11 areas of a company's life cycle,

**TABLE 2.1** *Doing Business*—benchmarking 11 areas of business regulation

Complexity and cost of regulatory processes	
Starting a business	Procedures, time, cost and paid-in minimum capital requirement
Dealing with construction permits	Procedures, time and cost
Getting electricity	Procedures, time and cost
Registering property	Procedures, time and cost
Paying taxes	Payments, time and total tax rate
Trading across borders	Documents, time and cost
Strength of legal institutions	
Getting credit	Movable collateral laws and credit information systems
Protecting investors	Disclosure and liability in related-party transactions
Enforcing contracts	Procedures, time and cost to resolve a commercial dispute
Resolving insolvency	Time, cost, outcome and recovery rate
Employing workers <sup>a</sup>	Flexibility in the regulation of employment

a. The employing workers indicators are not included in this year's ranking on the ease of doing business nor in the calculation of any data on the strength of legal institutions included in figures in the report.

through 11 specific sets of indicators (table 2.1). Similar to the indicators on getting electricity, those on starting a business or protecting investors do not cover all aspects of commercial legislation. And those on employing workers do not cover all areas of labor regulation; for example, they do not measure regulations addressing health and safety issues at work or the right of collective bargaining.

- *Doing Business* does not attempt to measure all costs and benefits of a particular law or regulation to society as a whole. The paying taxes indicators, for example, measure the total tax rate, which in isolation is a cost to the business. The indicators do not measure, nor are they intended to measure, the benefits of the social and economic programs funded through tax revenues. Measuring business laws and regulations provides one input into the debate on the regulatory burden associated with achieving regulatory objectives. Those objectives can differ across economies.

### Limited to standardized case scenarios

A key consideration for the *Doing Business* indicators is that they should ensure comparability of the data across a global set of economies. The indicators are therefore developed around standardized case scenarios with specific assumptions.

One such assumption is the location of a notional business in the largest business city of the economy. The reality is that business regulations and their enforcement very often differ within a country, particularly in federal states and large economies. But gathering data for every relevant jurisdiction in each of the 185 economies covered by *Doing Business* would be far too costly.

*Doing Business* recognizes the limitations of the standardized case scenarios and assumptions. But while such assumptions come at the expense of generality, they also help ensure the comparability of data. For this reason it is common to see limiting assumptions of this kind in economic indicators. Inflation statistics, for example, are often based on prices of a set of consumer goods in a few urban areas, since collecting nationally representative price data at high frequencies may be prohibitively costly in many countries. To capture regional variation in the business environment within economies, *Doing Business* has complemented its global indicators with subnational studies in some economies where resources and interest have come together (box 2.1).

Some *Doing Business* topics include complex and highly differentiated areas. Here the standardized cases and assumptions are carefully considered and defined. For example, the standardized case scenario

usually involves a limited liability company or its legal equivalent. The considerations in defining this assumption are twofold. First, private limited liability companies are, empirically, the most prevalent business form in many economies around the world. Second, this choice reflects the focus of *Doing Business* on expanding opportunities for entrepreneurship:

investors are encouraged to venture into business when potential losses are limited to their capital participation.

### Limited to the formal sector

The *Doing Business* indicators assume that entrepreneurs have knowledge of and comply with applicable regulations. In practice, entrepreneurs may not know

what needs to be done or how to comply and may lose considerable time in trying to find out. Or they may deliberately avoid compliance altogether—by not registering for social security, for example. Where regulation is particularly onerous, levels of informality tend to be higher (figure 2.2).

Informality comes at a cost. Compared with their formal sector counterparts, firms in the informal sector typically grow more slowly, have poorer access to credit and employ fewer workers—and these workers remain outside the protections of labor law.<sup>9</sup> All this may be even more so for female-owned businesses, according to country-specific research.<sup>10</sup> Firms in the informal sector are also less likely to pay taxes.

*Doing Business* measures one set of factors that help explain the occurrence of informality and give policy makers insights into potential areas of reform. Gaining a fuller understanding of the broader business environment, and a broader perspective on policy challenges, requires combining insights from *Doing Business* with data from other sources, such as the World Bank Enterprise Surveys.<sup>11</sup>

### WHY THIS FOCUS?

Why does *Doing Business* focus on the regulatory environment for small and medium-size enterprises? These enterprises are key drivers of competition, growth and job creation, particularly in developing economies. But in these economies up to 65% of economic activity takes place in the informal sector, often because of excessive bureaucracy and regulation—and in the informal sector firms lack access to the opportunities and protections that the law provides. Even firms operating in the formal sector might not have equal access to these opportunities and protections. Where regulation is burdensome and competition limited, success tends to depend on whom one knows. But where regulation is transparent, efficient and implemented in a simple way, it becomes easier for aspiring entrepreneurs to compete, innovate and grow.

#### BOX 2.1 COMPARING REGULATIONS AT THE LOCAL LEVEL: SUBNATIONAL *DOING BUSINESS* REPORTS

Subnational *Doing Business* reports expand the indicators beyond the largest business city in an economy. They capture local differences in regulations or in the implementation of national regulations across cities within an economy (as in Colombia) or region (as in South East Europe). Projects are undertaken at the request of central governments, which often contribute financing, as in Mexico. In some cases local governments also provide funding, as in the Russian Federation.

Subnational indicators provide governments with standard measures, based on laws and regulations, that allow objective comparisons both domestically and internationally. As a diagnostic tool, they identify bottlenecks as well as highlight good practices that are easily replicable in other cities sharing a similar legal framework.

Governments take ownership of a subnational project by participating in all steps of its design and implementation—choosing the cities to be benchmarked, the indicators that can capture local differences and the frequency of benchmarking. All levels of government are involved—national, regional and municipal.

Subnational projects create a space for discussing regulatory reform and provide opportunities for governments and agencies to learn from one another, through the report and through peer-to-peer learning workshops. Even after the report is launched, knowledge sharing continues. In Mexico 28 of 32 states hold regular exchanges.

Repeated benchmarking creates healthy competition between cities to improve their regulatory environment. The dissemination of the results reinforces this process and gives cities an opportunity to tell their stories. Fifteen economies have requested 2 or more rounds of benchmarking since 2005 (including Colombia, Indonesia and Nigeria), and many have expanded the geographic coverage to more cities (including Russia). In Mexico each successive round has captured an increase in the number of states improving their regulatory environment in each of the 4 indicator sets included—reaching 100% of states in 2011.

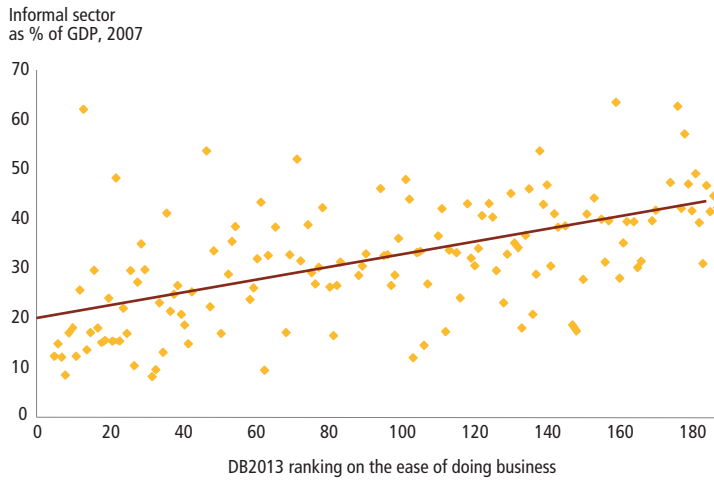
Since 2005 subnational reports have covered 335 cities in 54 economies, including Brazil, China, the Arab Republic of Egypt, India, Kenya, Morocco, Pakistan and the Philippines.<sup>1</sup>

This year studies were updated in Indonesia, Kenya, Mexico, Russia and the United Arab Emirates. Studies are ongoing in Hargeisa (Somaliland) as well as in 23 cities and 4 ports in Colombia, 15 cities and 3 ports in Egypt and 13 cities and 7 ports in Italy. In addition, 3 regional reports were published:

- *Doing Business in OHADA*, comparing business regulations in the 16 member states of the Organization for the Harmonization of Business Law in Africa (Benin, Burkina Faso, Cameroon, the Central African Republic, Chad, the Comoros, the Republic of Congo, Côte d'Ivoire, Equatorial Guinea, Gabon, Guinea, Guinea-Bissau, Mali, Niger, Senegal and Togo).
- *Doing Business in the East African Community*, covering 5 economies (Burundi, Kenya, Rwanda, Tanzania and Uganda).
- *Doing Business in the Arab World*, covering 20 economies (Algeria, Bahrain, the Comoros, Djibouti, Egypt, Iraq, Jordan, Kuwait, Lebanon, Mauritania, Morocco, Oman, Qatar, Saudi Arabia, Sudan, the Syrian Arab Republic, Tunisia, the United Arab Emirates, West Bank and Gaza, and the Republic of Yemen).

1. Subnational reports are available on the *Doing Business* website at <http://www.doingbusiness.org/subnational>.

**FIGURE 2.2** Higher levels of informality are associated with lower *Doing Business* rankings



Note: The correlation between the 2 variables is 0.57. Relationships are significant at the 5% level after controlling for income per capita. The data sample includes 143 economies.  
 Source: *Doing Business* database; Schneider, Buehn and Montenegro 2010.

Do the focus areas of *Doing Business* matter for development and poverty reduction? The World Bank study *Voices of the Poor* asked 60,000 poor people around the world how they thought they might escape poverty.<sup>12</sup> The answers were unequivocal: women and men alike pin their hopes, above all, on income from their own business or wages earned in employment. Enabling growth—and ensuring that all people, regardless of income level, can participate in its benefits—requires an environment where new entrants with drive and good ideas can get started in business and where good firms can invest and grow, thereby generating more jobs. In this sense *Doing Business* values good rules as a key to social inclusion.

In effect, *Doing Business* functions as a barometer of the regulatory environment for domestic businesses. To use a medical analogy, *Doing Business* is similar to a cholesterol test. A cholesterol test does not tell us everything about our health. But our cholesterol level is easier to measure than our overall health, and the test provides us with important information, warning us when we need to adjust our behavior. Similarly, *Doing Business* does not tell us everything we need to know about the regulatory environment for domestic businesses. But its indicators

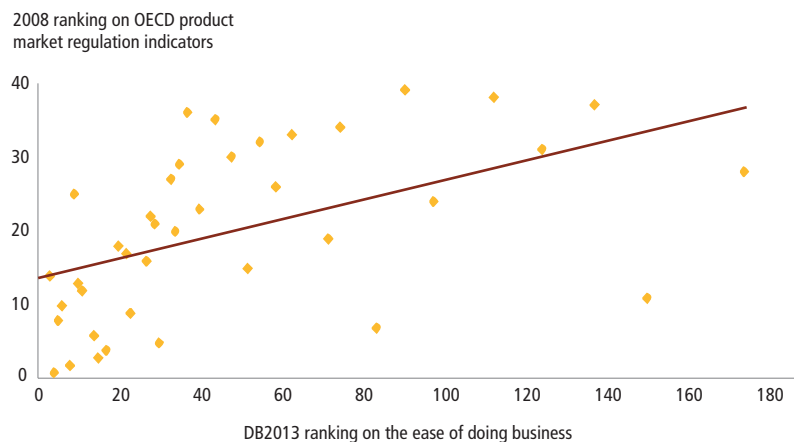
cover aspects that are more easily measured than the entire regulatory environment, and they provide important information about where change is needed. What type of change or regulatory reform is right, however, can vary substantially across economies.

To test whether *Doing Business* serves as a proxy for the broader business environment and for competitiveness, one approach is to look at correlations between the *Doing Business* rankings and

other major economic benchmarks. The indicator set closest to *Doing Business* in what it measures is the set of indicators on product market regulation compiled by the Organisation for Economic Co-operation and Development (OECD). These are designed to help assess the extent to which the regulatory environment promotes or inhibits competition. They include measures of the extent of price controls, the licensing and permit system, the degree of simplification of rules and procedures, the administrative burdens and legal and regulatory barriers, the prevalence of discriminatory procedures and the degree of government control over business enterprises.<sup>13</sup> These indicators—for the 39 countries that are covered, several of them large emerging markets—are correlated with the *Doing Business* rankings (the correlation here is 0.53) (figure 2.3).

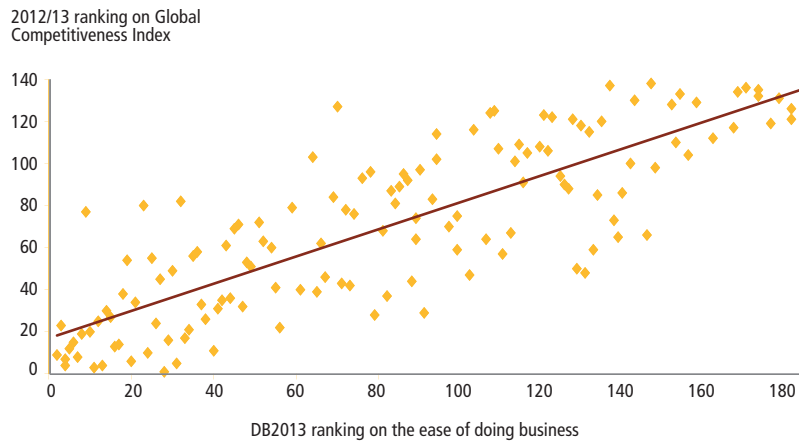
There is a high correlation (0.83) between the *Doing Business* rankings and the rankings on the World Economic Forum’s Global Competitiveness Index, a much broader measure capturing such factors as macroeconomic stability, aspects of human capital, the soundness of public institutions and the sophistication of the business community (figure 2.4).<sup>14</sup> Self-reported experiences with business regulations, such as those captured by the

**FIGURE 2.3** A significant correlation between *Doing Business* rankings and OECD rankings on product market regulation



Note: Relationships are significant at the 5% level after controlling for income per capita.  
 Source: *Doing Business* database; OECD data.

**FIGURE 2.4** A strong correlation between *Doing Business* rankings and World Economic Forum rankings on global competitiveness



Note: Relationships are significant at the 5% level after controlling for income per capita.  
Source: *Doing Business* database; WEF 2012.

Global Competitiveness Index, often vary much more within economies (across respondents in the same economy) than across economies.<sup>15</sup> A high correlation such as this one can therefore coexist with significant differences within economies.

### DOING BUSINESS AS A BENCHMARKING EXERCISE

By capturing key dimensions of regulatory regimes, *Doing Business* provides a rich opportunity for benchmarking. Such a benchmarking exercise is necessarily incomplete, just as the *Doing Business* data are limited in scope. It is useful when it aids judgment, but not when it supplants judgment.

Since 2006 *Doing Business* has sought to provide 2 perspectives on the data it collects: it presents “absolute” indicators for each economy for each of the 11 regulatory topics it addresses, and it provides rankings of economies for 10 topics, by topic and also in the aggregate. Judgment is required in interpreting these measures for any economy and in determining a sensible and politically feasible path for regulatory reform.

Reviewing the *Doing Business* rankings in isolation may reveal unexpected results. Some economies may rank unexpectedly high on some topics. And some

economies that have had rapid growth or attracted a great deal of investment may rank lower than others that appear to be less dynamic.

As economies develop, they may add to or improve on regulations that protect investor and property rights. Many also tend to streamline existing regulations and prune outdated ones. One finding of *Doing Business* is that dynamic and growing economies continually reform and update their business regulations and the implementation of those regulations, while many poor economies still work with regulatory systems dating to the late 1800s.

For reform-minded governments, how much the regulatory environment for local entrepreneurs improves in an absolute sense matters far more than their economy’s ranking relative to other economies. To aid in assessing the absolute level of regulatory performance and how it improves over time, this year’s report again presents the distance to frontier measure. This measure shows the distance of each economy to the “frontier,” which represents the highest performance observed on each of the indicators across all economies included in *Doing Business* since 2003.

At any point in time the distance to frontier measure shows how far an economy is from the highest performance. And comparing an economy’s score at 2 points in time allows users to assess the absolute change over time in the economy’s regulatory environment as measured by *Doing Business*, rather than simply the change in the economy’s performance relative to others. In this way the distance to frontier measure complements the yearly ease of doing business ranking, which compares economies with one another at a point in time.

Each topic covered by *Doing Business* relates to a different aspect of the business regulatory environment. The rankings of each economy vary, sometimes significantly, across topics. A quick way to assess the variability of an economy’s regulatory performance across the different areas of business regulation is to look at the topic rankings (see the country tables). Guatemala, for example, stands at 93 in the overall ease of doing business ranking. Its ranking is 12 on the ease of getting credit, 20 on the ease of registering property and 34 on the ease of getting electricity. At the same time, it has a ranking of 124 on the ease of paying taxes, 158 on the strength of investor protections and 172 on the ease of starting a business (see figure 1.2 in the executive summary).

### WHAT 10 YEARS OF DATA SHOW

A growing body of empirical research shows that particular areas of business regulation, and particular regulatory reforms in those areas, are associated with vital social and economic outcomes—including firm creation, employment, formality, international trade, access to financial services and the survival of struggling but viable firms.<sup>16</sup> This research has been made possible by a decade of *Doing Business* data combined with other data sets. Some 1,245 research articles published in peer-reviewed academic journals, and about 4,071 working papers available through Google Scholar, refer to the *Doing Business* data.<sup>17</sup>

Determining the empirical impact of regulatory reforms is not easy. One possible approach is cross-country correlation analysis. But with this method it is difficult to isolate the effect of a particular regulatory reform because of all the other factors that may vary across economies and that may not have been taken into account in the analysis. How then do researchers determine whether social or economic outcomes would have been different without a specific regulatory reform? A growing number of studies have been able to investigate such questions by analyzing regulatory changes within a country over time or by using panel estimations. Others have focused on regulatory reforms relevant only for particular firms or industries within a country. The broader literature, using a range of different empirical strategies, has produced a number of interesting findings, including those described below.

*Smarter business regulation promotes economic growth.* Economies with better business regulation grow faster. One study found that for economies in the best quartile of business regulation as measured by *Doing Business*, the difference in business regulation with those in the worst quartile is associated with a 2.3 percentage point increase in annual growth rates.<sup>18</sup> Another found that regulatory reforms making it easier to do business in relatively low-income economies are associated with an increase in growth rates of 0.4 percentage point in the following year.<sup>19</sup>

*Simpler business registration promotes greater entrepreneurship and firm productivity.* Economies that have efficient business registration also tend to have a higher entry rate by new firms and greater business density.<sup>20</sup> Faster business registration is associated with more businesses registering in industries with the strongest potential for growth, such as those experiencing expansionary global demand or technology shifts.<sup>21</sup> And easier start-up is associated with more investment in industries often sheltered from competition, including transport,

utilities and communications.<sup>22</sup> Empirical evidence also suggests that more efficient business entry regulations improve firm productivity and macroeconomic performance.<sup>23</sup>

*Lower costs for business registration improve formal employment opportunities.* Because new firms are often set up by high-skilled workers, lowering entry costs often leads to higher take-up rates for education, more jobs for high-skilled workers and higher average productivity.<sup>24</sup> And by increasing formal registration, it can also boost legal certainty—because the newly formal firms are now covered by the legal system, benefiting themselves as well as their customers and suppliers.<sup>25</sup>

Country-specific studies confirm that simplifying entry regulations can promote the establishment of new formal sector firms:

- In Colombia the introduction of one-stop shops for business registration in different cities across the country was followed by a 5.2% increase in new firm registrations.<sup>26</sup>
- In Mexico a study analyzing the effects of a program simplifying municipal licensing found that it led to a 5% increase in the number of registered businesses and a 2.2% increase in employment. Moreover, competition from new entrants lowered prices by 0.6% and the income of incumbent businesses by 3.2%.<sup>27</sup> A second study found that the program was more effective in municipalities with less corruption and cheaper additional registration procedures.<sup>28</sup> Yet another found that simpler licensing may result in both more wage workers and more formal enterprises, depending on the personal characteristics of informal business owners: those with characteristics similar to wage workers were more likely to become wage workers, while those with characteristics similar to entrepreneurs in the formal sector were more likely to become formal business owners.<sup>29</sup>

- In India a study found that the progressive elimination of the “license raj”—the system regulating entry and production in industry—led to a 6% increase in new firm registrations.<sup>30</sup> Another study found that simpler entry regulation and labor market flexibility were complementary: in Indian states with more flexible employment regulations informal firms decreased by 25% more, and real output grew by 18% more, than in states with less flexible regulations.<sup>31</sup> A third study found that the licensing reform resulted in an aggregate productivity increase of 22% among the firms affected.<sup>32</sup>
- In Portugal the introduction of a one-stop shop for businesses led to a 17% increase in new firm registrations. The reform favored mostly small-scale entrepreneurs with low levels of education operating in low-tech sectors such as agriculture, construction and retail.<sup>33</sup>

*An effective regulatory environment improves trade performance.* Strengthening the institutional environment for trade—such as by increasing customs efficiency—can boost trade volumes.<sup>34</sup> In Sub-Saharan Africa an inefficient trade environment was found to be among the main factors in poor trade performance.<sup>35</sup> One study found that a 1-day reduction in inland travel times leads to a 7% increase in exports.<sup>36</sup> Another found that among the factors that improve trade performance are access to finance, the quality of infrastructure and the government’s ability to formulate and implement sound policies and regulations that promote private sector development.<sup>37</sup> The same study showed that the more constrained economies are in their access to foreign markets, the more they can benefit from improvements in the investment climate. Yet another study found that improvements in transport efficiency and the business environment have a greater marginal effect on exports in lower-income economies than in high-income ones.<sup>38</sup> One study even suggests that behind-the-border measures to improve logistics performance and facilitate trade



may have a larger effect on trade, especially on exports, than tariff reduction would.<sup>39</sup>

Other areas of regulation matter for trade performance. Economies with good contract enforcement tend to produce and export more customized products than those with poor contract enforcement.<sup>40</sup> Since production of high-quality output is a precondition for firms to become exporters, reforms that lower the cost of high-quality production increase the positive effect of trade reforms.<sup>41</sup> Moreover, reforms removing barriers to trade need to be accompanied by other reforms, such as those making labor markets more flexible, to increase productivity and growth.<sup>42</sup>

*Sound financial market infrastructure—including courts, creditor and insolvency laws, and credit and collateral registries—improves access to credit.* Businesses worldwide identify access to credit as one of the main obstacles they face.<sup>43</sup> Good credit information systems and strong collateral laws help overcome this obstacle. An analysis of reforms improving collateral law in 12 transition economies concludes that they had a positive effect on the volume of bank lending.<sup>44</sup> Greater information sharing through credit bureaus is associated with higher bank profitability and lower bank risk. And stronger creditor rights and the existence of public or private credit registries are associated with a higher ratio of private credit to GDP.<sup>45</sup>

Country-specific studies confirm that efficient debt recovery and exit processes are key in determining credit conditions and in ensuring that less productive firms are either restructured or exit the market:

- In India the establishment of specialized debt recovery tribunals had a range of positive effects, including speeding up the resolution of debt recovery claims, allowing lenders to seize more collateral on defaulting loans, increasing the probability of repayment by 28% and reducing interest rates on loans by 1-2 percentage points.<sup>46</sup>

- Brazil's extensive bankruptcy reform in 2005 was associated with a 22% reduction in the cost of debt and a 39% increase in the aggregate level of credit.<sup>47</sup>
- Introducing streamlined mechanisms for reorganization has been shown to reduce the number of liquidations because it encourages more viable firms to opt for reorganization. Indeed, it reduced the number of liquidations by 14% in Colombia and by 8.4% in Belgium.<sup>48</sup> One important feature of Colombia's new system is that it better distinguishes between viable and nonviable firms, making it more likely that financially distressed but fundamentally viable firms will survive.
- Improving investor protections, developing financial markets and promoting more active markets for corporate control reduce the persistence of family-controlled firms over time, expanding opportunity for firms with more diversified capital structures.<sup>49</sup>

## HOW GOVERNMENTS USE DOING BUSINESS

*Doing Business* offers policy makers a benchmarking tool useful in stimulating policy debate, both by exposing potential challenges and by identifying good practices and lessons learned. The initial debate on the results highlighted by the data typically turns into a deeper discussion on the relevance of the data to the economy and on areas where business regulation reform is needed, including areas well beyond those measured by *Doing Business*.

Reform-minded governments seeking success stories in business regulation refer to *Doing Business* for examples (box 2.2). Saudi Arabia, for example, used the company law of France as a model for revising its own law. Many African governments look to Mauritius—the region's strongest performer on *Doing Business* indicators—as a source of good practices to inspire regulatory reforms in their own countries. Governments shared knowledge of business regulations before

the *Doing Business* project began. But *Doing Business* made it easier by creating a common language comparing business regulations around the world.

Over the past 10 years governments worldwide have been actively improving the regulatory environment for domestic companies. Most reforms relating to *Doing Business* topics have been nested in broader reform programs aimed at enhancing economic competitiveness, as in Colombia, Kenya and Liberia. In structuring reform programs for the business environment, governments use multiple data sources and indicators. This recognizes the reality that the *Doing Business* data on their own provide an incomplete roadmap for successful business regulation reforms.<sup>50</sup> It also reflects the need to respond to many stakeholders and interest groups, all of whom bring important issues and concerns to the reform debate.

When the World Bank Group engages with governments on the subject of improving the investment climate, the dialogue aims to encourage the critical use of the *Doing Business* data—to sharpen judgment and promote broad-based reforms that enhance the investment climate rather than a narrow focus on improving the *Doing Business* rankings. The World Bank Group uses a vast range of indicators and analytics in this policy dialogue, including its Global Poverty Monitoring Indicators, World Development Indicators, Logistics Performance Indicators and many others. The open data initiative has made data for many such indicators conveniently available to the public at <http://data.worldbank.org>.

## METHODOLOGY AND DATA

The *Doing Business* data are based on domestic laws and regulations as well as administrative requirements. The data cover 185 economies—including small economies and some of the poorest economies, for which little or no data are available in other data sets. (For a detailed explanation of the *Doing Business* methodology, see the data notes.)

### BOX 2.2 HOW ECONOMIES HAVE USED *DOING BUSINESS* IN REGULATORY REFORM PROGRAMS

To ensure the coordination of efforts across agencies, such economies as Brunei Darussalam, Colombia and Rwanda have formed regulatory reform committees, reporting directly to the president. These committees use the *Doing Business* indicators as one input to inform their programs for improving the business environment. More than 35 other economies have formed such committees at the interministerial level. In East and South Asia they include India; Korea; Malaysia; the Philippines; Taiwan, China; and Vietnam. In the Middle East and North Africa: Morocco, Saudi Arabia and the United Arab Emirates. In Eastern Europe and Central Asia: Georgia, Kazakhstan, Kosovo, the Kyrgyz Republic, the former Yugoslav Republic of Macedonia, Moldova, Montenegro and Tajikistan. In Sub-Saharan Africa: Botswana, Burundi, the Central African Republic, the Comoros, the Democratic Republic of Congo, the Republic of Congo, Côte d'Ivoire, Kenya, Liberia, Malawi, Mali, Nigeria, Sierra Leone, Togo and Zambia. And in Latin America: Chile, the Dominican Republic, Guatemala, Mexico, Panama and Peru. Since 2003 governments have reported more than 350 regulatory reforms that have been informed by *Doing Business*.<sup>1</sup>

Many economies share knowledge on the regulatory reform process related to the areas measured in *Doing Business*. Among the most common venues for this knowledge sharing are peer-to-peer learning events—workshops where officials from different governments across a region or even across the globe meet to discuss the challenges of regulatory reform and share their experiences. In recent years such events have taken place in Colombia (for Latin America and the Caribbean), in Rwanda (for Sub-Saharan Africa), in Georgia (for Eastern Europe and Central Asia), in Malaysia (for East Asia and the Pacific) and in Morocco (for the Middle East and North Africa). In addition, regional organizations such as APEC, featured in a case study in this year's report, use the *Doing Business* data as a tool and common language to set an agenda for business regulation reform.

1. These are reforms for which *Doing Business* is aware that information provided by the *Doing Business* report was used in shaping the reform agenda.

### **Doing Business respondents**

Over the past 10 years more than 18,000 professionals in 185 economies have assisted in providing the data that inform the *Doing Business* indicators. This year's report draws on the inputs of more than 9,600 professionals.<sup>51</sup> Table 20.2 in the data notes lists the number of respondents for each indicator set. The *Doing Business* website shows the number of respondents for each economy and each indicator. Respondents are professionals who routinely administer or advise on the legal and regulatory requirements covered in each *Doing Business* topic. They are selected on the basis of their expertise in the specific areas covered by *Doing Business*. Because of the focus on legal and regulatory arrangements, most of the respondents are legal professionals such as lawyers, judges or notaries. The credit information survey is answered by officials of the credit registry or bureau. Freight forwarders, accountants, architects, engineers and other professionals

answer the surveys related to trading across borders, taxes and construction permits. Certain public officials (such as registrars from the commercial or property registry) also provide information that is incorporated into the indicators.

### **Information sources for the data**

Most of the *Doing Business* indicators are based on laws and regulations. In addition, most of the cost indicators are backed by official fee schedules. *Doing Business* respondents both fill out written questionnaires and provide references to the relevant laws, regulations and fee schedules, aiding data checking and quality assurance. Having representative samples of respondents is not an issue, as the texts of the relevant laws and regulations are collected and answers checked for accuracy.

For some indicators—for example, those on dealing with construction permits, enforcing contracts and resolving

insolvency—the time component and part of the cost component (where fee schedules are lacking) are based on actual practice rather than the law on the books. This introduces a degree of judgment. The *Doing Business* approach has therefore been to work with legal practitioners or professionals who regularly undertake the transactions involved. Following the standard methodological approach for time-and-motion studies, *Doing Business* breaks down each process or transaction, such as starting a business or registering a building, into separate steps to ensure a better estimate of time. The time estimate for each step is given by practitioners with significant and routine experience in the transaction. When time estimates differ, further interactions with respondents are pursued to converge on one estimate that reflects the majority of applicable cases.

The *Doing Business* approach to data collection contrasts with that of firm surveys, which capture perceptions and experiences of businesses. A corporate lawyer registering 100–150 businesses a year will be more familiar with the process than an entrepreneur, who will register a business only once or maybe twice. A bankruptcy attorney or judge dealing with dozens of cases a year will have more insight into bankruptcy than a company that may undergo the process once.

### **Development of the methodology**

The methodology for calculating each indicator is transparent, objective and easily replicable. Leading academics collaborate in the development of the indicators, ensuring academic rigor. Eight of the background papers underlying the indicators have been published in leading economic journals.<sup>52</sup>

*Doing Business* uses a simple averaging approach for weighting component indicators and calculating rankings and the distance to frontier measure. Other approaches were explored, including using principal components and unobserved components.<sup>53</sup> They turn out to

yield results nearly identical to those of simple averaging. In the absence of a strong theoretical framework that assigns different weights to the topics covered for the 185 economies by *Doing Business*, the simplest method is used: weighting all topics equally and, within each topic, giving equal weight to each of the topic components (for more details, see the chapter on the ease of doing business and distance to frontier).<sup>54</sup>

### Improvements to the methodology

The methodology has undergone continual improvement over the years. For enforcing contracts, for example, the amount of the disputed claim in the case study was increased from 50% of income per capita to 200% after the first year of data collection, as it became clear that smaller claims were unlikely to go to court.

Another change related to starting a business. The minimum capital requirement can be an obstacle for potential entrepreneurs. *Doing Business* measured the required minimum capital regardless of whether it had to be paid up front or not. In many economies only part of the minimum capital has to be paid up front. To reflect the relevant barrier to entry, the paid-in minimum capital has been used rather than the required minimum capital.

This year's report includes an update in the ranking methodology for paying taxes. Last year's report introduced a threshold for the total tax rate for the purpose of calculating the ranking on the ease of paying taxes. This change came as a result of consultations on the survey instrument and methodology for the paying taxes indicators with external stakeholders, including participants in the International Tax Dialogue. All economies with a total tax rate below the threshold (which is calculated and adjusted on a yearly basis) now receive the same ranking on the total tax rate indicator. This year's threshold is set at the 15th percentile of the total tax rate distribution, which translates into a threshold for the total tax rate of 25.7%.

### Data adjustments

All changes in methodology are explained in the data notes as well as on the *Doing Business* website. In addition, data time series for each indicator and economy are available on the website, beginning with the first year the indicator or economy was included in the report. To provide a comparable time series for research, the data set is back-calculated to adjust for changes in methodology and any revisions in data due to corrections. The data set is not back-calculated for year-to-year revisions in income per capita data (that is, when the income per capita data are revised by the original data sources, *Doing Business* does not update the cost measures for previous years). The website also makes available all original data sets used for background papers.

Information on data corrections is provided in the data notes and on the website. A transparent complaint procedure allows anyone to challenge the data. If errors are confirmed after a data verification process, they are expeditiously corrected.

### NOTES

1. World Bank 2005; Stampini and others 2011.
2. See, for example, Alesina and others (2005); Perotti and Volpin (2005); Fisman and Sarria-Allende (2010); Antunes and Cavalcanti (2007); Barseghyan (2008); Klapper, Lewin and Quesada Delgado (2009); Freund and Bolaky (2008); Chang, Kaltani and Loayza (2009); Helpman, Melitz and Rubinstein (2008); Klapper, Laeven and Rajan (2006); World Bank (2005); and Ardagna and Lusardi (2010).
3. This includes Djankov and others (2002); Djankov, McLiesh and Shleifer (2007); Djankov, La Porta and others (2008); Djankov, Freund and Pham (2010); Djankov and others (2003); Djankov, Hart and others (2008); Botero and others (2004); and Djankov and others (2010).
4. For more details on how the aggregate ranking is created, see the chapter on the ease of doing business and distance to frontier.
5. This has included a review by the World Bank Independent Evaluation Group

(2008), input from the International Tax Dialogue and regular input from the Indicators Advisory Group.

6. <http://www.doingbusiness.org>.
7. Local experts in 185 economies are surveyed annually to collect and update the data. The local experts for each economy are listed on the *Doing Business* website (<http://www.doingbusiness.org>) and in the acknowledgments at the end of this report.
8. De Soto 2000.
9. Schneider 2005; La Porta and Shleifer 2008.
10. Amin 2011.
11. <http://www.enterprisesurveys.org>.
12. Narayan and others 2000.
13. OECD, "Indicators of Product Market Regulation," <http://www.oecd.org/>. The measures are aggregated into 3 broad families that capture state control, barriers to entrepreneurship and barriers to international trade and investment. The 39 countries included in the OECD market regulation indicators are Australia, Austria, Belgium, Brazil, Canada, Chile, China, the Czech Republic, Denmark, Estonia, Finland, France, Germany, Greece, Hungary, Iceland, India, Ireland, Israel, Italy, Japan, Korea, Luxembourg, Mexico, the Netherlands, New Zealand, Norway, Poland, Portugal, Russia, the Slovak Republic, Slovenia, South Africa, Spain, Sweden, Switzerland, Turkey, the United Kingdom and the United States.
14. The World Economic Forum's *Global Competitiveness Report* uses *Doing Business* data sets on starting a business, employing workers, protecting investors and getting credit (legal rights), representing 7 of a total of 113 different indicators (or 6.19%).
15. Hallward-Driemeier, Khun-Jush and Pritchett (2010), analyzing data from World Bank Enterprise Surveys for Sub-Saharan Africa, show that de jure measures such as *Doing Business* indicators are virtually uncorrelated with ex post firm-level responses, providing evidence that deals rather than rules prevail in Africa. The authors find that the gap between de jure and de facto conditions grows with the formal regulatory burden. The evidence also shows that more burdensome processes open up more space for making deals and that firms may not incur the official costs of compliance but still pay to avoid them.



16. Much attention has been given to exploring links to microeconomic outcomes, such as firm creation and employment. Recent research focuses on how business regulations affect the behavior of firms by creating incentives (or disincentives) to register and operate formally, to create jobs, to innovate and to increase productivity. For details, see Djankov and others (2002); Alesina and others (2005); Banerjee and Duflo (2005); Perotti and Volpin (2005); Klapper, Laeven and Rajan (2006); Fisman and Sarria-Allende (2010); Antunes and Cavalcanti (2007); Barseghyan (2008); Eifert (2009); Klapper, Lewin and Quesada Delgado (2009); Djankov, Freund and Pham (2010); Klapper and Love (2011a); Chari (2011); and Bruhn (2011).
17. According to searches for citations of the 9 background papers that serve as the basis for the *Doing Business* indicators in the Social Science Citation Index and on Google Scholar (<http://scholar.google.com>).
18. Djankov, McLiesh and Ramalho 2006.
19. Eifert 2009.
20. Klapper, Lewin and Quesada Delgado 2009. *Entry rate* refers to newly registered firms as a percentage of total registered firms. *Business density* is defined as the total number of businesses as a percentage of the working-age population (ages 18–65).
21. Ciccone and Papaioannou 2007.
22. Alesina and others 2005.
23. Loayza, Oviedo and Servén 2005; Barseghyan 2008.
24. Dulleck, Frijters and Winter-Ebmer 2006; Calderon, Chong and Leon 2007; Micco and Pagés 2006.
25. Masatlioglu and Rigolini 2008; Djankov 2009.
26. Cardenas and Rozo 2009.
27. Bruhn 2011.
28. Kaplan, Piedra and Seira 2007.
29. Bruhn 2012.
30. Aghion and others 2008.
31. Sharma 2009.
32. Chari 2011.
33. Branstetter and others 2010.
34. Djankov, Freund and Pham 2010.
35. Iwanow and Kirkpatrick 2009.
36. Freund and Rocha 2011.
37. Seker 2011.
38. Portugal-Perez and Wilson 2011.
39. Hoekman and Nicita 2011.
40. Nunn 2007.
41. Rauch 2010.
42. Chang, Kaltani and Loayza 2009; Cuñat and Melitz 2007.
43. <http://www.enterprisesurveys.org>.
44. Haselmann, Pistor and Vig 2010. The countries studied were Bulgaria, Croatia, the Czech Republic, Estonia, Hungary, Latvia, Lithuania, Poland, Romania, the Slovak Republic, Slovenia and Ukraine.
45. Djankov, McLiesh and Shleifer 2007; Houston and others 2010.
46. Visaria 2009. In a follow-up study, von Lilienfeld-Toal, Mookherjee and Visaria (2012) found that the average effects identified by Visaria (2009) differ between wealthy and poor borrowers when the credit supply is inelastic (because of limits in such resources as funds, staff and information). In particular, they found that in the short term after the debt recovery tribunals are introduced, borrowers with less collateral may experience a reduction in access to credit while those with more collateral may experience an increase. But the authors also point out that this short-term effect disappears over time as banks are able to increase their resources and the credit supply becomes elastic.
47. Funchal 2008.
48. Giné and Love (2010) on Colombia; Dewaelheyns and Van Hulle (2008) on Belgium.
49. Franks and others 2011.
50. One recent study using *Doing Business* indicators illustrates the difficulties in using highly disaggregated indicators to identify reform priorities (Kraay and Tawara 2011).
51. While about 9,600 contributors provided data for this year's report, many of them completed a survey for more than one *Doing Business* indicator set. Indeed, the total number of surveys completed for this year's report is more than 12,000, which represents a truer measure of the inputs received. The average number of surveys per indicator set and economy is just under 6. For more details, see <http://www.doingbusiness.org/contributors/doing-business>.
52. All background papers are available on the *Doing Business* website (<http://www.doingbusiness.org>).
53. For more details, see the chapter on the ease of doing business and distance to frontier.
54. A technical note on the different aggregation and weighting methods is available on the *Doing Business* website (<http://www.doingbusiness.org>).

2007 2012 2011  
 2005 2009 2004  
 2008 2006 2010 2013

## Colombia: sustaining reforms over time

- Colombia's experience shows the importance of sustaining reform efforts over time and adjusting them to the changing needs of the economy, whether at the national or local level.
- Colombia is a regional leader in narrowing the gap with the world's most efficient regulatory practice.
- Over time, the focus of Colombia's reform efforts has shifted from reducing the cost and complexity of business regulation to strengthening legal institutions.
- Colombia's most notable regulatory improvements have been in the areas of starting a business, paying taxes, protecting investors and resolving insolvency.
- While development hurdles remain, Colombia's regulatory reforms have increased its competitiveness and have had local and regional "spillover" effects.

Over the past several decades Colombia has pursued a broad range of structural and institutional reforms. The emphasis has shifted over the years, reflecting the priorities of different administrations and the perceived needs of the economy. In the 1980s and early 1990s much of the focus was on macroeconomic management.<sup>1</sup> As progress was made in laying a firm foundation of macroeconomic stability, the focus shifted to other areas. The government gave particular emphasis to policies and institutions seen as central to enhancing productivity and growth and boosting the country's competitiveness. As part of this, it set in motion reforms aimed at improving the regulatory framework and the rules underpinning private sector activity. The Ministry of Commerce, Industry and Tourism led a coordinated reform effort bringing together government agencies, the Congress and the judiciary as well as the private sector.

In 2007 Colombia's government further institutionalized its commitment to regulatory reform by establishing the Private Council for Competitiveness. A public-private partnership, the council is made up of business associations and private sector players working closely with the government to promote sound, business-friendly regulatory practices.<sup>2</sup>

Recent administrations have continued to use national development plans to establish a clear economic agenda. In 2009 President Alvaro Uribe highlighted Colombia's progress and his government's plans for new regulatory reforms aimed at further gains in competitiveness.<sup>3</sup> And since the change of legislature

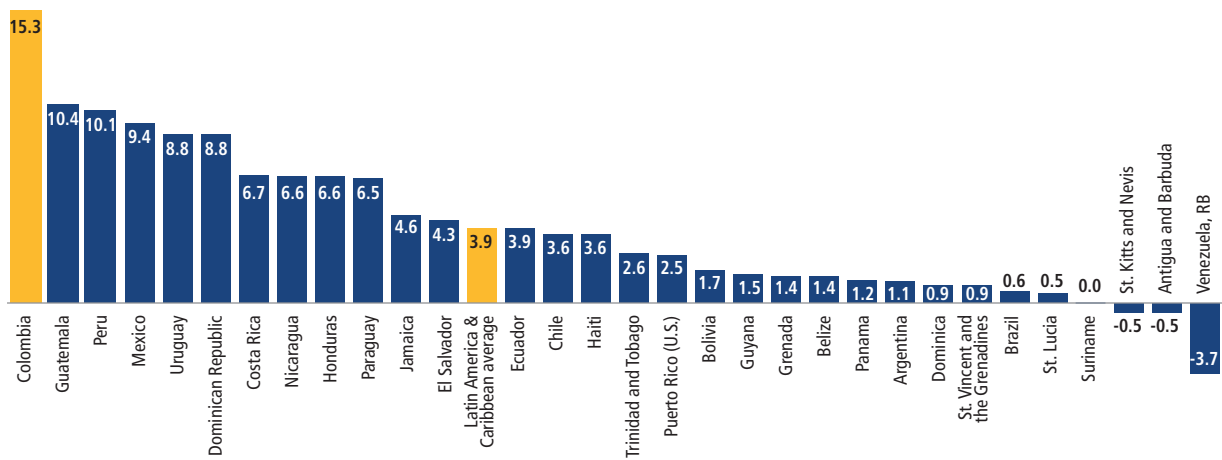
in August 2010, the new government, led by President Juan Manuel Santos, has been pushing forward an economic reform agenda through the "Prosperity for All" national development plan for 2010-14. The plan's overall goals are to reduce poverty, increase income, generate employment, improve security, ensure the sustainable use of natural resources and improve the quality of the business environment.<sup>4</sup>

### SUSTAINED EFFORT AT THE NATIONAL LEVEL

As Colombia has improved its business regulatory environment, results have shown in *Doing Business* indicators—including those on starting a business, paying taxes, protecting investors and resolving insolvency. Indeed, thanks to its sustained efforts, Colombia has made greater progress toward the frontier in regulatory practice since 2005 than any other Latin American economy (figure 3.1).

Other indicators also reflect the improvements. The total number of newly registered businesses in the country rose from 33,752 in 2006 to 57,768 in 2011.<sup>5</sup> Colombia's performance on several relevant measures compiled by the Worldwide Governance Indicators project improved between 2002 and 2010—including the Rule of Law Index (reflecting perceptions of the extent to which firms have confidence in and abide by the rules of society) and the Regulatory Quality Index (capturing perceptions of the government's ability to formulate and implement sound policies and regulations that permit and promote private sector development).<sup>6</sup>

**FIGURE 3.1** Colombia has outpaced the region in advancing toward the frontier in regulatory practice  
Progress in narrowing distance to frontier since 2005 (percentage points)



Note: The distance to frontier measure shows how far on average an economy is from the best performance achieved by any economy on each *Doing Business* indicator since 2005. The measure is normalized to range between 0 and 100, with 100 representing the best performance (the frontier). The figure shows the absolute difference for each economy between its distance to frontier in 2005 and that in 2012. No data are shown for The Bahamas and Barbados, which were added to the *Doing Business* sample after 2005.  
Source: *Doing Business* database.

And Colombia's ranking on the ease of doing business rose from 79 among the 175 economies included in 2006 to 45 among the 185 included in 2012.

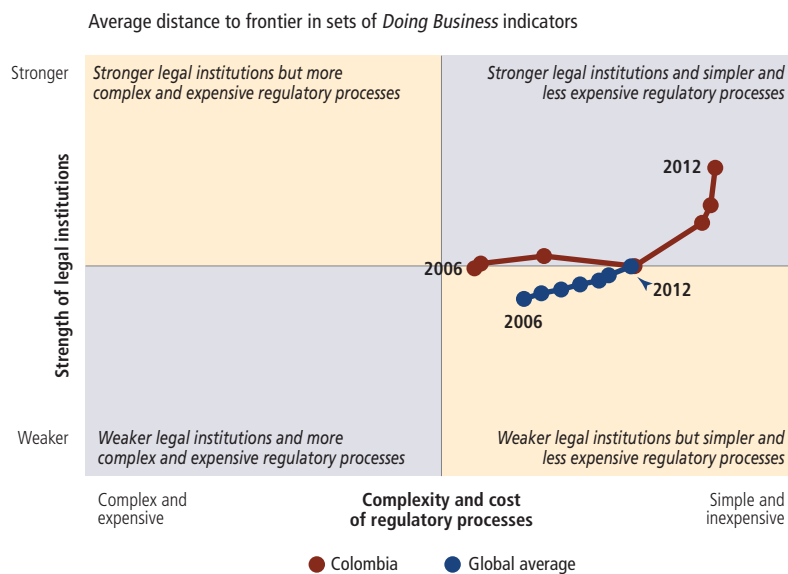
### Choosing a reform path

While Colombia simultaneously pursued very different types of regulatory

reforms, it first completed those aimed at streamlining business regulation and reducing its cost to companies. Until 2008 the focus was largely on reducing transactions costs, such as by simplifying business start-up procedures or tax administration. These types of reforms have continued since 2008, but the focus has shifted toward strengthening legal institutions such as bankruptcy systems and investor protections (figure 3.2).

This sequencing of reforms is not unusual. Many economies have focused first on simplifying regulatory transactions for businesses, then moved on to more complex and time-consuming reforms aimed at improving legal institutions such as court systems. Such reforms require more sustained efforts, often over a period of several years.

**FIGURE 3.2** A trend toward stronger legal institutions and less expensive regulatory processes in Colombia



Note: *Strength of legal institutions* refers to the average distance to frontier in getting credit, protecting investors, enforcing contracts and resolving insolvency. *Complexity and cost of regulatory processes* refers to the average distance to frontier in starting a business, dealing with construction permits, registering property, paying taxes and trading across borders. The distance to frontier measure shows how far on average an economy is from the best performance achieved by any economy on each *Doing Business* indicator since 2005.  
Source: *Doing Business* database.

### Encouraging business start-ups

Regulatory reforms implemented by Colombia in recent years have made a clear difference in the ease of starting a business as measured by *Doing Business*. They have reduced the time required to start a business from 60 days to 14, the cost from 28% of income per capita to

8% and the number of procedures from 19 to 9 in 2011 (figure 3.3).

The introduction and subsequent upgrades of one-stop shops for business registration at chambers of commerce account for much of the change. The first one-stop shops started to operate in May 2003. As the changes in the start-up process yielded positive results, the government continued to improve it. In 2005, for example, Law 962—the “antitrámites” (“antipaperwork”) law—eliminated around 80 bureaucratic processes required to start a business and introduced a provision preventing government agencies from creating new procedures. It also simplified the procedures required by allowing electronic submission of documents and eliminating the need to have signatures notarized.

More improvements came in 2010. A new public-private health provider, Nueva EPS, replaced the previous provider administered by the Social Security Institute. The new system enables employers and employees to register for health services in just 1 week. In addition, Colombia introduced online preenrollment for new companies, making registration faster and simpler.

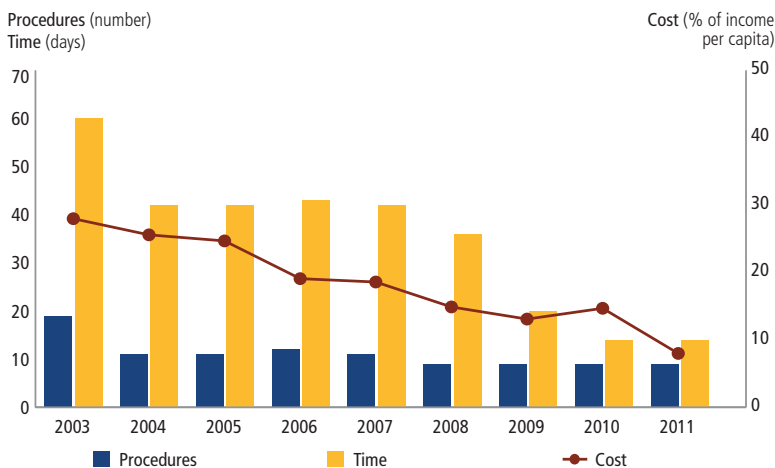
New regulations recently introduced a progressive fee schedule for new companies.<sup>7</sup> The fee schedule exempts new firms from up-front payment of regulatory fees during their first few years of operation. And the start-up fee associated with the commercial license is no longer required.

### Simplifying tax compliance

Over the years Colombia has greatly improved its tax and social security compliance processes. In 2002, as the government realized that about a third of its potential revenue from corporate income, personal income and value added taxes went uncollected, it decided to introduce an electronic payment system in an attempt to lower tax evasion.<sup>8</sup>

In 2009 the government lowered corporate income tax rates and introduced an online form for social contribution

FIGURE 3.3 Starting a business is now faster and less costly in Colombia



Source: Doing Business database.

payments. This form simplified tax compliance for Colombian businesses by combining into a single online payment all contributions for social security, the welfare security system and labor risk insurance.

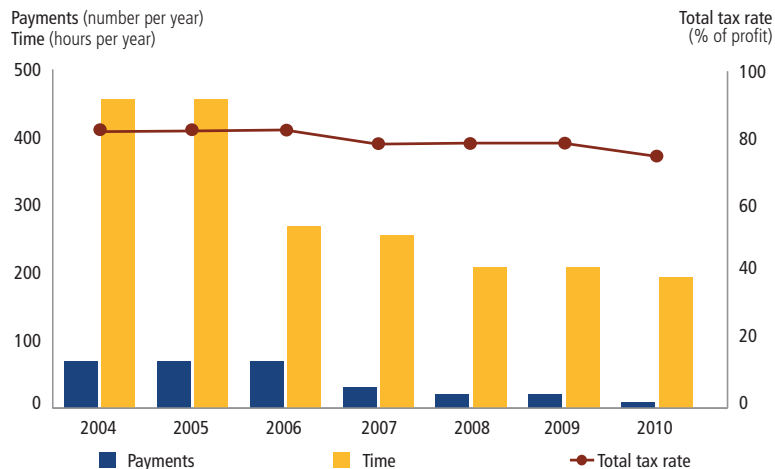
To further improve and simplify tax compliance, in 2010 the government made electronic filing of corporate income tax and value added tax mandatory for firms with annual sales exceeding 500 million Colombian pesos (about \$280,000) in or after 2008.

Thanks to these continued efforts, paying taxes as measured by *Doing Business* became considerably easier between 2004 and 2010. The number of payments fell from 69 a year to 9, and the time needed to prepare and file taxes from 456 hours a year to 193. And the total tax rate declined from 82.1% of profit to 74.8% in this period (figure 3.4).

### Enhancing investor protections

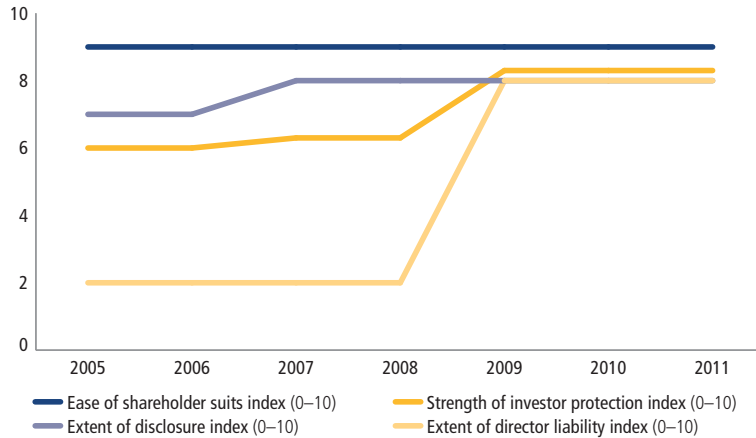
Starting in 2005, Colombia implemented 3 major legal reforms aimed at strengthening investor protections. In 2005 Colombia enacted Law 964, providing

FIGURE 3.4 Colombia has made tax compliance simpler for businesses



Source: Doing Business database.

FIGURE 3.5 Legal and regulatory changes have strengthened investor protections in Colombia



Source: Doing Business database.

a modern framework for capital market activity. The law encourages better corporate governance practices by requiring greater transparency and disclosure, equitable treatment of minority shareholders and more effective boards of directors.

In 2007 the government amended Colombia's securities regulation. Decree 3139 requires listed companies to report more information to investors. Before, listed companies had to report any "relevant" or "extraordinary" event—a subjective standard open to abuse. Although the decree still includes the broad "relevant" requirement, it lists specific events that must be disclosed to the financial authorities. It also requires companies to report extensive information before going public.

In 2010 the government made further progress by amending the company law. The amendments clarified the liability regime for company directors involved in related-party transactions that harm the company. Now directors can be forced to pay damages and disgorge profits made from such transactions.

As a result of these changes, Colombia's scores have improved on both the extent of director liability index (which measures the liability of company executives for abusive related-party transactions) and the extent of disclosure index (which

measures the approval and disclosure regime for related-party transactions; figure 3.5).

### Making insolvency proceedings more efficient

Colombia's insolvency reforms began almost 2 decades ago. In 1995 the enactment of Law 222, allowing debtors and creditors to resolve disputes before the Superintendence of Companies, helped ease the burden on the judiciary. In 1999 changes to the reorganization law improved the existing corporate reorganization proceedings and introduced new time limits for negotiations. These changes increased the efficiency of the bankruptcy system and improved its capacity to distinguish between viable and nonviable businesses.<sup>9</sup>

Another series of insolvency reforms took place in the past 6 years. Thanks to these reforms, creditors' recovery rate rose from 56 cents on the dollar to 76 and the time to complete a liquidation proceeding fell from 3 years to 1.3.

The reforms began with a comprehensive revision of the insolvency proceedings available. In 2007 authorities introduced 2 new proceedings: a reorganization procedure to restructure insolvent companies and a mandatory liquidation procedure. And a new insolvency law

imposed more stringent time limits for negotiating reorganization agreements.

In 2009 the government issued several decrees as part of continued efforts to better regulate the profession of insolvency administrators. In addition, it introduced an electronic filing system to make insolvency proceedings faster and more efficient. And it eliminated the requirement to submit financial statements to request reorganization in cases where these statements had previously been submitted to the Superintendence of Companies.

### Improving other areas of regulation

Colombia has also made improvements in other areas of regulation. In 1995 the country undertook a complete overhaul of its construction approvals. It moved the administration of building permits out of the state-run planning office into the private domain, becoming the first economy in Latin America to privatize the review process. This move carried risks, but public and private stakeholders in the country were calling for comprehensive change.

Bogotá's mayor first appointed 5 ad hoc "urban curators," all architects or engineers with construction experience, to review building permit applications. Soon after, a more transparent, merit-based hiring system was established that is still in place. Potential curators now undergo a selection process that includes exams and interviews with public and private sector experts. Privatizing the issuance of building permits improved timeliness and freed up the planning office's resources.

In other regulatory areas, introducing electronic systems made processes easier. When registering property, a business can now obtain online certification of valuation, ownership and good standing for property taxes. And for properties with no liens, it can submit online certificates directly to the land registry. Certificates have no cost if requested online.

An electronic data interchange system was introduced for exports, making it possible to centralize electronic data. The new system also allows traders to pay duties electronically, eliminating the need to go to a bank to submit payments. And it allows shippers to share information with customs electronically, so that customs declarations can be processed before the vessel even arrives at the port. Most importantly, since 2008 Colombia has implemented improvements to the Single Window for Foreign Trade (VUCE) system. The system now connects over a dozen government agencies that are involved in import and export procedures.

### SPILLOVER TO THE LOCAL LEVEL

Colombia has been actively reforming its regulatory environment at the local as well as the national level. Local efforts have been inspired in part by a subnational study. Carried out through the National Department of Planning, the 2008 study was designed to analyze the regulatory environment in different regions with the aim of improving regional competitiveness across the country. The study was also intended to enable Colombian cities to learn from one another and adopt good practices from elsewhere in the country.

The subnational *Doing Business* report resulting from the study was soon followed by another, and work on a third began in 2012.<sup>10</sup> The second report showed that all 12 cities included in the first one had improved on at least one *Doing Business* indicator.

Among these 12 cities, Neiva made the most progress in improving the ease of doing business. Local authorities took several measures to increase the city's competitiveness, including creating an anti-red-tape committee to reduce the regulatory burden on the private sector. The committee encompassed wide representation, with participants from the municipality, the chamber of commerce, business associations and national agencies such as police and tax authorities.

Neiva's local government also set up one-stop shops for registering new companies. This eliminated 11 procedures and reduced the time required to register a business from 32 days to 8. The success of the one-stop shops has been due largely to cooperation between municipal and national government departments.

Medellín is another city that substantially improved its business regulatory environment. The city government cut 3 procedures required to start a business by improving one-stop shops and eliminating the requirement for a land use certificate. And it made registering property easier by merging 2 certificates and eliminating a stamp previously required as proof of registration tax compliance.

### CONCLUSION

Colombia's commitment to regulatory reform has led to substantial improvements in the quality of the business environment and a more solid foundation for private sector development. Its experience shows the importance of sustaining reform efforts over time and adjusting them to the changing needs of the economy. Initially, most of the regulatory reforms took place at the national level. But as the business environment continued to improve, the reforms spilled over to the local level.

Colombia's experience is having "spillover" effects in the region as well. Bolivia has shown an interest in learning more about Colombia's experience with business entry. Paraguay has sought to learn from Colombia's innovations in construction permitting. And both Costa Rica and El Salvador intend to learn from Colombia's trade logistics reforms.

Colombia's experience also shows the importance of setting out economic policy objectives. The government's commitment to well-defined, long-term economic goals has helped drive implementation of the reforms. Having made major strides in safeguarding macroeconomic stability, the government widened the focus of its policies to include a range of institutional and economic reforms aimed

at boosting productivity. The steady pace of change led to the development of the broader competitiveness agenda and the creation of a public-private partnership aimed at promoting business-friendly regulatory practices.

Yet despite the government's sustained efforts, and its success in improving the business climate and implementing an ambitious competitiveness agenda, a number of challenges remain. Addressing income inequality remains a key priority, in part because it would strengthen support in the business community and in civil society for the government's overall development strategies.

While the country has more development hurdles to overcome, the measures taken over the past years have greatly improved its competitiveness. The regulatory reforms may take more time to show full results in all areas of doing business, but they have already led to substantial immediate benefits. Colombia's reform agenda is expected to continue to expand—and to inspire further improvements in the region.

### NOTES

This case study was written by Valentina Saltane and Hayane Chang Dahmen.

1. According to the International Monetary Fund, average annual inflation in Colombia fell from 23% in the 1980s to 6% by the 2000s. Management of public finances also improved, with public deficits in recent years lower as a percentage of GDP. Colombia's general government public debt was 35.9% of GDP in 2009, low by international standards ("IMF Data Mapper," <http://www.imf.org/>).
2. Consejo Privado de Competitividad, <http://www.compite.com.co/site/sistema-nacional-de-competitividad/>.
3. Remarks delivered before the Americas Society/Council of the Americas, September 24, 2009. Available at <http://www.as-coa.org/article.php?id=1908>.
4. International Fund for Agricultural Development, "Rural Poverty Portal," <http://www.ruralpovertyportal.org/>.
5. *Doing Business* database; World Bank

Group Entrepreneurship Snapshots database.

6. World Bank, Worldwide Governance Indicators, "2011 Update," <http://www.govindicators.org>. The Rule of Law Index and the Regulatory Quality Index both range from -2.5 (weak) to 2.5 (strong). On the Rule of Law Index Colombia's score rose from -0.84 in 2002 to -0.33 in 2010. On the Regulatory Quality Index its score rose from 0.05 in 2002 to 0.31 in 2010.
7. Law 1429 of 2010 and Decree 545 of 2011.
8. Sohn 2008.
9. Giné and Love 2010.
10. Subnational *Doing Business* reports are available at <http://www.doingbusiness.org/reports/subnational-reports>.



2007 2012 2011  
 2005 2009 2004  
 2008 2006 2010 2013

## Latvia: maintaining a reform state of mind

- For Latvia, accession to the European Union has been among the main motivations for improving business regulation.
- Latvia's reform agenda has benefited from strong public support for economic integration.
- Since 2004 the country has made positive changes across all areas measured by *Doing Business*.
- Despite being substantially affected by the financial crisis starting in 2008, Latvia continued its reform agenda, adapting it to the new challenges the country was facing.

Latvia has made substantial economic progress since its transition to a liberal market economy in the 1990s. Income per capita has more than tripled over the past 15 years despite a deep recession following the global financial crisis.<sup>1</sup> Exports grew by almost 7% a year in the 2000s, and the share of the population living on less than \$4 a day fell from 25.8% in 1998 to 3.4% in 2008, the latest year for which this information is available.<sup>2</sup>

Economic reforms have been a central part of this process. Structural reforms have increased competitiveness and facilitated integration with the world economy. Reforms to business laws and regulations have substantially improved the investment climate. Since the late 1990s successive governments have held a regular dialogue with the private sector and international organizations to identify and implement ways to streamline business registration, improve the tax system and increase the efficiency of international trade, among many other such reforms.<sup>3</sup>

These reform efforts have been sustained through changing domestic and international conditions. They began as part of a process to join the European Union (EU). They continued during a period of rapid growth in the mid-2000s. And they have persisted during the significant economic downturn following the financial crisis. Throughout this transition there were many changes in political leadership—but the commitment to legislative and regulatory reform endured.

What enabled this continued commitment to reform? How has Latvia made such

significant improvements to its regulatory environment—advancing further toward the frontier in regulatory practice than almost all other EU member economies (figure 4.1)? And what lessons can be learned about this “reform state of mind” demonstrated by Latvia?

### REFORMING FOR THE EUROPEAN UNION

Broad consensus for reform emerged in Latvia in the late 1990s, as the country transitioned to a liberal market economy after regaining independence in 1991. Integration into the world economy was a commonly held goal, and the Latvian government and business community began a dialogue on how to achieve it. Latvia joined the World Trade Organization in 1999, then targeted membership in the European Union.

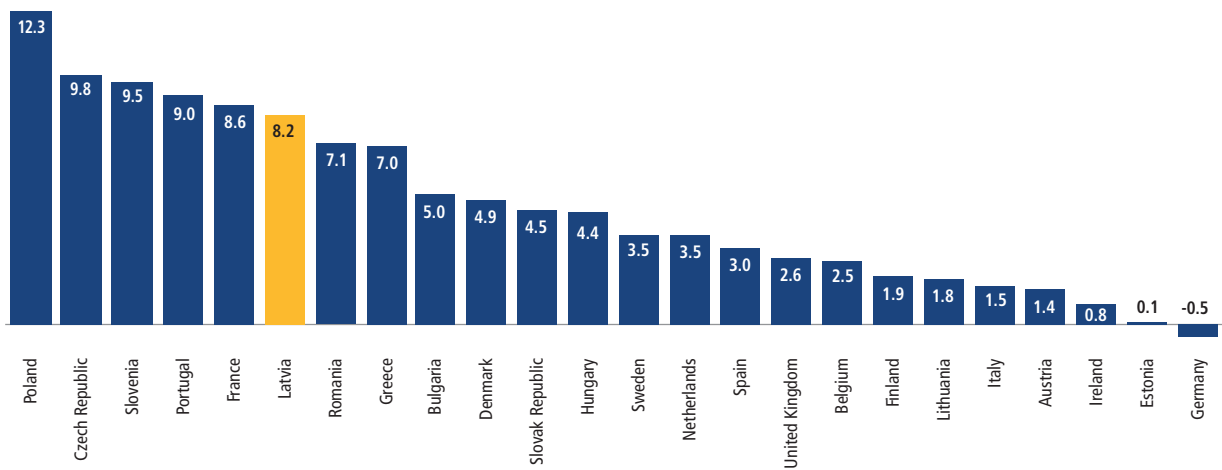
The goal of EU accession provided a structure for an array of legislative and regulatory reforms. The EU membership requirements, known as the Copenhagen criteria, provided a series of general directives for reforms centered on democratic governance, human rights, a market economy and commitment to European integration. Latvia also began harmonizing its laws with the body of EU legislation, the *acquis communautaire*, including in ways to reduce administrative barriers to investment. In 1999 the Latvian Cabinet of Ministers adopted an action plan to improve the business environment and welcomed support from international financial institutions to implement the reforms.<sup>4</sup>

These reform efforts proved very successful: by 2003, 91 of 106 reforms



FIGURE 4.1 Latvia has made big advances toward the frontier in regulatory practice

Progress in narrowing distance to frontier since 2005 (percentage points)



Note: The distance to frontier measure shows how far on average an economy is from the best performance achieved by any economy on each *Doing Business* indicator since 2005. The measure is normalized to range between 0 and 100, with 100 representing the best performance (the frontier). The figure shows the absolute difference for each economy between its distance to frontier in 2005 and that in 2012. It shows data for all current EU members except Cyprus, Luxembourg and Malta, which were added to the *Doing Business* sample after 2005.

Source: *Doing Business* database.

initially identified in 1999 had been implemented.<sup>5</sup> During this initial reform phase the government focused on improving aspects of the investment climate that had been raised as issues by the Latvian business community.

One focus was streamlining business registration. The government simplified the procedures required, such as by combining company and tax registration. By 2004 starting a business in Latvia took only 5 procedures and 16 days—less time than in all but 21 economies covered by *Doing Business 2005*. The change was dramatic: in 1999 opening a business in Latvia had required 17 procedures and 114 days.

The government also improved business inspections. Most business inspectorates in Latvia were perceived as obstructing rather than enabling legitimate business in their enforcement of government regulations. The government requested that inspectorate reform be included as a conditionality of financing from the World Bank.<sup>6</sup> Later efforts provided new instruction on the rights and responsibilities

of government inspectors and private firms, introduced a requirement for written reports after all inspections and developed performance indicators for inspectorates.<sup>7</sup>

Construction permitting was another target of regulatory reform. In 2001 it took Latvian businesses 2 years to obtain all the licenses and inspections required to build a warehouse. By 2004 the government had reduced the time required to obtain a building permit by 2 months, simply by preparing a flowchart showing what offices to visit and which documents to take.<sup>8</sup> Further improvements followed, including amendments to the construction code and the establishment of a public register for construction companies.

The government improved tax administration by amending the laws on value added and corporate income tax to resolve specific issues identified by businesses. Draft tax legislation was posted online for public comment, and an appeals body was established in the State Revenue Service.<sup>9</sup>

Latvia enjoyed significant growth during this initial reform period. From 2000 to 2004 GDP growth averaged 7.5%, and unemployment fell from 14.2% to 9.9%.<sup>10</sup> In May 2004 Latvia achieved its goal of joining the European Union.

## CONTINUING THE AGENDA

Latvia's strong economic performance continued after the country became an EU member. From 2005 to 2007 economic growth averaged nearly 11% a year. The number of newly registered firms rose from around 7,000 a year to 12,000. And exports of goods and services grew by more than 5% a year, with a peak in growth of 20% in 2005.<sup>11</sup>

Business regulation reforms continued as well. Rather than relaxing the reform agenda after becoming an EU member, Latvia continued working to enhance its competitiveness by bringing its economic laws, regulations and institutions further into line with those of Western European countries.<sup>12</sup> The action plan initially established in 1999 was regularly amended to identify new areas to target with regulatory reforms. *Doing Business* has tracked

the success of many of these reforms over time.

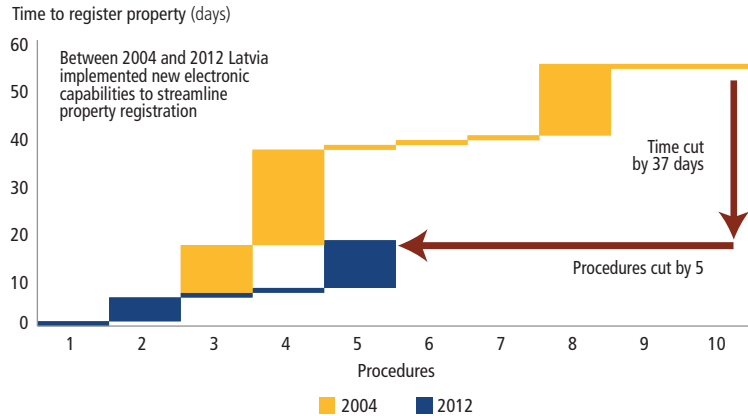
One set of improvements made property registration faster and easier. Businesses trying to expand were being hindered by complex administrative procedures to access land, leading to long delays and considerable uncertainty. The government responded by installing electronic terminals at the land registry, enabling businesses to pay fees and stamp duties at the same time that they registered property. It also granted the land registry electronic access to municipal tax databases, eliminating the requirement to obtain the property tax status in paper format. As a result, the time required to transfer property fell from 55 days in 2004 to 18 in 2012 (figure 4.2).

Construction permitting, a focus of earlier efforts, received renewed attention in response to investors' complaints that unclear fee schedules were a burden to construction activity. The government established a more transparent set of construction fees and duties, reducing the cost associated with completing the procedures to legally build a warehouse from 43.5% of income per capita in 2006 to 18.6% in 2012.

Even after Latvia's accession to the European Union, some regulatory reforms were still driven by the integration process. One was the adoption of an electronic customs system, triggered by the implementation of EU regulations in 2009. Entry and exit declaration forms can now be submitted electronically, and a requirement to submit customs information in advance allows the system to perform computerized risk analysis before goods are presented to customs.

Continuing its improvements in tax administration, Latvia introduced a process for electronic submission and acceptance of tax declarations in 2005 and 2006. This reduced the number of tax payments as measured by *Doing Business* from 29 a year to 7 in 2006.

FIGURE 4.2 Latvia made transferring property simpler and faster



Source: *Doing Business* database.

More recently, Latvia made getting electricity easier by streamlining the approval process for connection designs for straightforward projects. Before 2011 an entrepreneur in Riga had to wait more than 6 months to connect a warehouse to the electricity network. Reducing the number of approvals that were required shortened the wait by almost 3 months—a change that earned Latvia recognition in *Doing Business 2012* as having made the biggest improvement in the ease of getting electricity in the year covered by the report.

**CONFRONTING THE CRISIS WITH REFORMS**

The global financial crisis brought Latvia's strong economic growth to a halt. Much of the growth had been driven by increased domestic demand enabled by substantial inflows of foreign capital, and when the capital inflows ceased, the economy went into a deep recession starting in 2008.<sup>13</sup> Latvia responded by undertaking significant structural reforms, including reductions in public spending and wage moderation in the public sector. The public broadly supported the main thrust of the authorities' response to the crisis, and election results in October 2010 endorsed the government's reform efforts.<sup>14</sup>

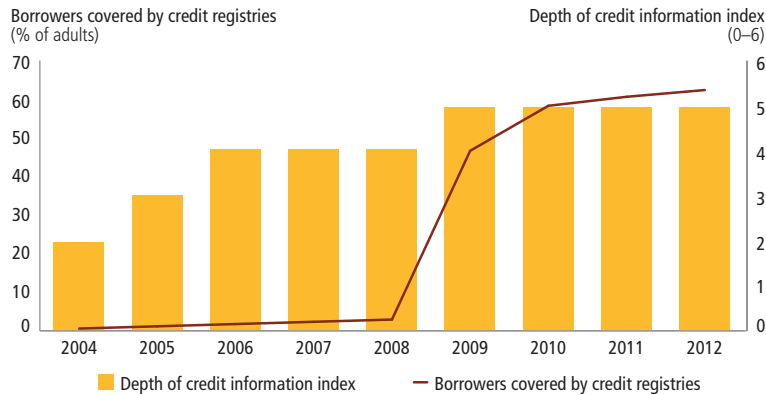
Despite the economic turmoil associated with the financial crisis—or perhaps because of it—Latvia also implemented

a series of new business regulation reforms. The crisis highlighted the need for greater resilience to such shocks in the future and for greater access to finance. It also underscored the need to reduce administrative barriers to investment. The Latvian authorities responded with reforms targeting the insolvency regime, the credit information system and corporate governance.

The insolvency law was amended in 2008 to ensure a better balance between the interests of debtors and creditors and to facilitate the recovery of companies experiencing financial problems. The changes included allowing easier access to insolvency and restructuring procedures, introducing faster procedures for selling a debtor's assets and implementing stricter qualification standards for insolvency administrators. In 2009 further amendments to the insolvency law introduced a mechanism for settling insolvencies out of court to ease pressure on the judiciary. As a result of these reforms, the recovery rate for creditors rose from 32 cents on the dollar to 56 between 2010 and 2011, leading to the biggest improvement in the ease of resolving insolvency worldwide according to *Doing Business 2012*.

Another focus was expanding the credit information system. In 2008 the Bank of Latvia's registry of debtors was transformed into a full-fledged credit registry.

FIGURE 4.3 More and better credit information in Latvia



Source: *Doing Business* database.

It now collects both positive and negative information on borrowers, borrower guarantors and their obligations. The registry is also able to record more precise information, such as the type of settlement of the borrower's obligations and the date on which settlement of a delayed payment is registered. And the registry expanded its coverage from 3.5% of adults in 2008 to 63.8% in 2012 (figure 4.3).

With the goal of increasing investors' confidence in the market, Latvia also introduced more robust corporate governance measures. The government amended the company law to harmonize with the EU *acquis communautaire*, including by improving disclosure mechanisms and increasing transparency.<sup>15</sup> And in 2010 the Riga Stock Exchange issued corporate governance principles and recommendations related to disclosure requirements, remuneration policy and conflicts of interest, further strengthening corporate governance rules for listed companies.

### WHAT ARE THE LESSONS?

Latvia has sustained a clear commitment to business regulation reform over more than a decade, under changing political leadership and through economic booms and downturns. What factors have enabled this impressive commitment?

One is the structural incentive provided by economic integration. The

EU requirements of committing to democratic institutions and processes, strengthening the institutional underpinnings of a free market and harmonizing laws with EU legislation provided an actionable roadmap. Results are reflected in Latvia's improvement on the Worldwide Governance Indicators between 2000 and 2005, including on the Regulatory Quality Index.<sup>16</sup> In addition, the potential economic benefits of joining the European Union created strong public support for the reform agenda. This combination of EU requirements and potential economic benefits made it possible to sustain the implementation of both broad structural reforms and specific business regulation reforms.

Similar support for economic reform after the crisis can be linked to a desire for further integration with the European Union, including as a future full member of the euro zone. Devaluation of the Latvian currency against the euro was a policy option for mitigating the effects of the crisis, and it might arguably have implied lower short-term economic costs than cuts in public spending. But the government opted instead to intensify the pace of structural reforms; it viewed maintaining the currency peg less in terms of the purely macroeconomic effects and more as part of its long-term strategy for strengthening links with the European Union, particularly the members of the euro zone.<sup>17</sup> This approach was broadly

endorsed by the business community and the population.

That economic integration can provide useful incentives is not a new lesson: *Doing Business 2012* identified a similar association between successful reforms in FYR Macedonia and its preparations ahead of eventual EU entry. But the case of Latvia provides another example of how economic integration can serve as a powerful stimulus for economic and institutional reforms—and how integration and reform together can create a virtuous circle of development.

The case of Latvia also shows that local circumstances matter as well. Latvia has benefited from a high-quality technocratic bureaucracy through which pro-reform civil servants were able to provide competent support to the reform process over time. The presence of a stable cadre of well-qualified civil servants, maintained through changes in political leadership, almost certainly aided the development and implementation of what has been a largely successful reform agenda. In addition, the ability to establish an ongoing dialogue between the government and the business community may have helped build and sustain the broad political consensus for the reform process.

Whatever the combination of causes, Latvia has maintained a state of mind focused on reform of the business environment and the broader economy. *Doing Business* measures just one component of the reforms that Latvia has implemented. But the results are clear: in the areas tracked by *Doing Business* indicators, the quality of the business environment has improved substantially over the past decade and a half.

### CONCLUSION

Latvia's reform process is likely to continue. The authorities have signaled their determination to continue to implement cautious macroeconomic policies that will support continued investments in infrastructure, education and training, seen as key elements of an ambitious

competitiveness agenda.<sup>18</sup> Further business regulatory reforms are planned as well, as part of Latvia's program to implement the "Europe 2020" strategy.<sup>19</sup> The objectives include, among others, the reduction of administrative barriers and the strengthening of access to finance as well as support for access to external markets and encouragement of greater inflows of foreign direct investment to export-oriented sectors. These reforms should enable Latvia to fully overcome the economic effects of the financial crisis and allow it to continue on its path toward successful long-term development.

## NOTES

This case study was written by Caroline Frontigny and Betina Tirelli Hennig.

1. World Bank, World Development Indicators database, <http://data.worldbank.org/>. The income measure is gross national income (GNI) per capita at purchasing power parity.
2. Export growth data are from the World Bank's World Development Indicators database (<http://data.worldbank.org/>). Poverty data are based on the poverty headcount ratio at purchasing power parity and are from PovcalNet, the online tool for poverty measurement developed by the World Bank's Development Research Group (<http://iresearch.worldbank.org/PovcalNet>).
3. See, for example, Coolidge, Grava and Putnina (2003).
4. Liepina, Coolidge and Grava 2008.
5. Liepina, Coolidge and Grava 2008.
6. World Bank 2001.
7. Coolidge, Grava and Putnina 2003.
8. World Bank 2007.
9. Liepina, Coolidge and Grava 2008.
10. World Bank, World Development Indicators database, <http://data.worldbank.org/>.
11. World Bank, World Development Indicators database, <http://data.worldbank.org/>.
12. Liepina, Coolidge and Grava 2008.
13. Latvia, Ministry of Economics 2011.
14. EBRD 2011.
15. EBRD 2011.
16. The Regulatory Quality Index captures perceptions of the government's ability to formulate and implement sound policies and regulations that permit and promote private sector development. It ranges from -2.5 (weak government performance) to 2.5 (strong government performance). Latvia's score rose from 0.74 in 2000 to 0.94 in 2005, then rose to 0.98 in 2010.
17. See, for example, Åslund (2009). Another consideration in the government's policy choice may have been a desire to protect the significant share of the population with debt in euros and other foreign currencies from the consequences of a devaluation.
18. EBRD 2011.
19. Latvia, Ministry of Economics 2011.

# Rwanda: fostering prosperity by promoting entrepreneurship

2007 2012 2011  
2005 2009 2004  
2008 2006 2010 2013

Emerging from a decade marked by civil war and political instability, Rwanda began a comprehensive and ambitious campaign in 2000 to rebuild, foster national reconciliation and drastically reduce poverty. The government's agenda gave priority to health, education, infrastructure, and private and financial sector development, showing a commitment to improving citizens' living conditions and building a solid foundation for reconciliation.

Starting early on in the reform campaign, Rwanda has implemented many business regulation reforms. These have transformed the life of the private sector and made it noticeably easier to do business. While challenges remain, the country has achieved much success in its reform agenda since the early 2000s. This success stems from many factors, and Rwanda's experience may provide useful lessons for other nations seeking to improve their business climate, particularly for those coming out of conflict.

## DESIGNING A STRATEGY

Between 2005 and 2011 Rwanda's real GDP per capita grew by 4.5% a year, reflecting a sustained expansion of exports and domestic investment, with inflows of foreign direct investment also increasing substantially.<sup>1</sup> In addition, the government strengthened the foundations of macroeconomic stability by implementing cautious fiscal policies supported by a number of structural and institutional reforms. Underpinning this policy stance was a strong and sustained commitment by national authorities to private sector development.

Building on a 2-year consultation process, the government designed a long-term development strategy, *Rwanda Vision 2020*, aimed at transforming Rwanda into a middle-income economy by raising income per capita from \$290 to \$900 before 2020.<sup>2</sup> Introduced in 2000, the strategy recognized and sought to overcome Rwanda's multiple development challenges—including past civil war, poor governance, weak infrastructure, underdeveloped financial and private sectors, unemployment, overwhelming public debt, a poorly developed education system, HIV and the rapid growth of a population expected to reach 13 million by 2020.

In 2001 the World Bank set up the Competitiveness and Enterprise Development Project, designed to help the government establish an environment conducive to private sector growth and the emergence of a more competitive investment climate. The project focused on developing and updating the commercial law and supporting the government's privatization program through technical assistance, capacity building and advice on bank restructuring. This program contributed to an overhaul of the country's financial sector that led to the recapitalization of banks, the establishment of an insurance market and the introduction of microfinance lenders. In addition, the Competitiveness and Enterprise Development Project collaborated with the World Bank's Rwanda Investment Climate Reform Program to develop a robust reform agenda. The project helped establish the Doing Business Unit, the institution responsible for spearheading Rwanda's reform initiatives, while the investment

- Rwanda's commitment to private sector development has facilitated growth in exports, domestic investment and foreign direct investment inflows—and the implementation of effective fiscal policies supported by structural and institutional reforms.
- Starting in 2000, Rwanda developed a strong institutional pipeline for designing and implementing business regulation reforms.
- Since 2004 Rwanda has substantially improved access to credit, streamlined procedures for starting a business, reduced the time to register property, simplified cross-border trade and made courts more accessible for resolving commercial disputes.
- Rwanda is among more than 35 economies where the executive branch has made private sector development a priority by establishing institutions whose main purpose is to design and implement business regulation reforms.

climate reform program provided technical assistance and expertise to support the implementation of planned legal, regulatory and institutional reforms.

Rwanda's 2007 Economic Development and Poverty Reduction Strategy, like its *Vision 2020*, emphasized private sector development as the key to creating jobs, bringing peace, generating wealth and ultimately eliminating poverty.<sup>3</sup> In addition, aware of its scarce natural resources and landlocked location, Rwanda has focused on business regulation reform to attract foreign investment.

Dubbed "Africa's new Singapore" by *The Economist* for its positive economic reforms,<sup>4</sup> Rwanda has been effectively learning from the success stories of economies like Singapore since the early 2000s. And in 2007 it started using the *Doing Business* report as a tool to identify and learn from good practices in business regulation and to monitor improvement.

Several elements of a successful reform program were present, including political will and commitment at the highest level and a broadly appropriate set of macroeconomic policies that created room in the budget to invest in reforms and gained strong support from the donor community.

### **BUILDING AN EFFECTIVE REFORM PIPELINE**

Government responsibility for improving the investment climate in Rwanda and driving through the reforms has shifted over time. The responsibility was initially assigned to the Rwanda Investment Promotion Agency. In August 2008 this agency was joined by 7 others to create the Rwanda Development Board.<sup>5</sup>

The board's creation marked not only a change in name and gains in size, resources and efficiency but also a fundamental increase in political will and support. The president of Rwanda made business regulation reform a priority, as did the leaders of more than 35

other economies—including economies that have made some of the biggest improvements in the ease of doing business, such as Burundi, Colombia and Georgia.<sup>6</sup> The approach has proved effective in triggering reforms. In Rwanda it helped put investment climate reforms at the top of the economic policy agenda for promoting private sector development and helped consolidate and unify the multiple reform efforts.

Since reforms to the investment climate require changes across many areas of government, the Doing Business Steering Committee, bringing together representatives from different ministries, was created in early 2009 to lead the reform efforts at the cabinet level. While other countries have created similar institutions to promote reform, Rwanda has made effective use of the steering committee in implementing successful regulatory reforms (as detailed in the following section).

Below the steering committee is a technical task force made up of 6 working groups focusing on business entry, licensing reform, legislative changes, taxes and trade logistics, construction permits and property registration. One key to the working groups' effectiveness has been their inclusion of private sector representatives. This has helped ensure private sector buy-in and allowed participants to share their experiences during discussions about reform design.

To ensure success, the organizational structure still needed something to bring all the pieces together. For this purpose the Doing Business Unit was created. A small, full-time team, this unit links the working groups to the steering committee, coordinates with donors providing technical support, manages development funding to ensure proper use and promotes efforts to improve the investment climate. It also advises agencies, explains the reforms to the private sector and monitors progress through internal indicators.

The Doing Business Unit identifies reform opportunities; the technical task force and the steering committee approve the reform proposals. The annual plan for regulatory reforms is then communicated to the cabinet. The steering committee and the technical task force commit to the new priorities that are agreed on at the national leadership's annual retreats.<sup>7</sup> The Doing Business Unit monitors implementation and reports to the steering committee and to the prime minister, who is ultimately responsible for ensuring the execution of goals.<sup>8</sup> Besides reporting directly to the Rwanda Development Board, the unit also periodically informs the head of the Strategy and Policy Unit in the Office of the President about reform progress.

Far from being rigid, this structure has been further improved by the involvement of other stakeholders. Ahead of the promulgation of major pieces of legislation, the Rwanda Development Board has worked closely with the parliament and the judiciary, both of which have helped in meeting targets and deadlines. Civil society, development partners and institutions such as the Presidential Advisory Council have also provided crucial input in shaping the reform agenda.<sup>9</sup>

### **LAUNCHING REGULATORY REFORMS**

Even as the internal organization was evolving, the government was enacting reforms: since 2005 Rwanda has implemented 26 business regulation reforms as recorded by *Doing Business*.

#### **Improving access to credit**

A series of changes improved conditions for getting credit. In 2005 the public credit registry expanded its database of financial institutions and improved the content of its credit reporting system. In 2009 a new secured transactions law was introduced, allowing a wider range of assets to be used as collateral and permitting out-of-court enforcement proceedings.<sup>10</sup>



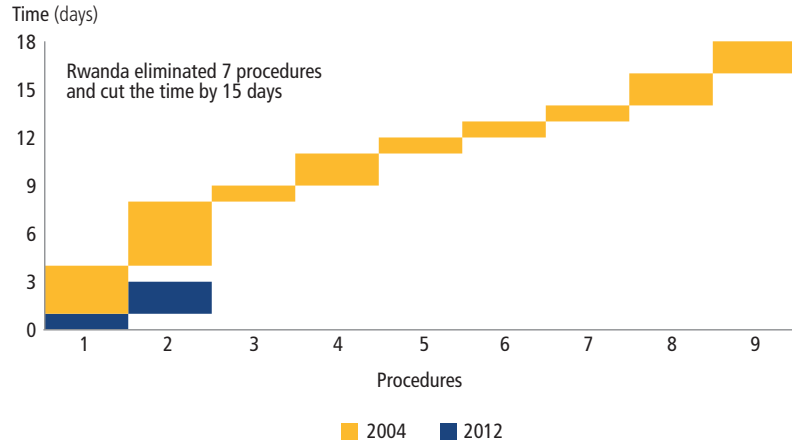
In 2010 the legislature passed a law regulating the distribution of information from credit bureaus. This led to the creation of the country's first private credit bureau, which provides wider coverage than the public registry because it includes information from utilities. In addition, the public registry expanded coverage to loans of all sizes. In December 2011 the public registry stopped issuing credit reports, and now only the private bureau shares credit information. The public registry still collects information from regulated financial institutions but only for supervisory purposes.

### Streamlining regulatory processes

Other changes streamlined regulatory processes. In 2006 the introduction of hundreds of new notaries made starting a business faster. Before, only 1 notary had been available countrywide, and the high volume of requests meant a long wait for entrepreneurs wanting to register a new business. After an overhaul of the company law in 2009, entrepreneurs no longer needed to use the services of a notary; they could use standard forms instead. An online system for publishing the registration notice replaced requirements for physical publication. And a new one-stop shop streamlined business registration by reducing the number of interactions required from 9 to 2 (figure 5.1). The time required to start a business fell from 18 days to 3, and the cost from 235% of income per capita to 4%.

Rwanda also made it easier to transfer property. In 2008 it eliminated mortgage registration fees and shifted from a 6% transfer tax to a flat rate of 20,000 Rwandan francs (about \$33). In 2010 the government decentralized the Office of the Registrar and Land Titles and created 5 branches throughout the country, purging the backlog of cases in Kigali. It also introduced strict time limits for some procedures. One was the issuance of tax clearance certificates, which had been the lengthiest part of the process.

FIGURE 5.1 Rwanda streamlined the procedures for starting a business



Source: Doing Business database.

The administrative reorganization and the statutory time limits reduced the time required to transfer property by 346 days—from more than a year in 2004 to less than a month (figure 5.2). And the changes in the transfer fees reduced the cost from 10.3% of the property value to 5.6%.<sup>11</sup>

Changes over several years made trading across borders faster. In 2005 Rwanda made it possible to submit customs declarations electronically. In 2007 the customs authority introduced more acceptance points for customs declarations, reducing the waiting time to submit them. In 2008 the government

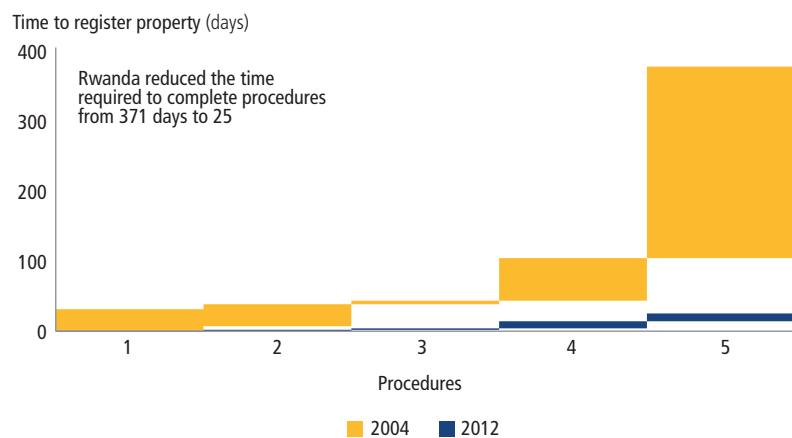
extended operating hours for border posts and implemented an electronic data interchange system and risk-based inspections. And in 2010 it streamlined trade documentation requirements and improved border cooperation.

Results are clear. In 2006 exporting goods in Rwanda required 14 documents and 60 days (figure 5.3). Today it takes only 8 documents and 29 days. The story is similar for importing.

### Strengthening laws and the judiciary

The new company law adopted in 2009 introduced several concepts into Rwanda's

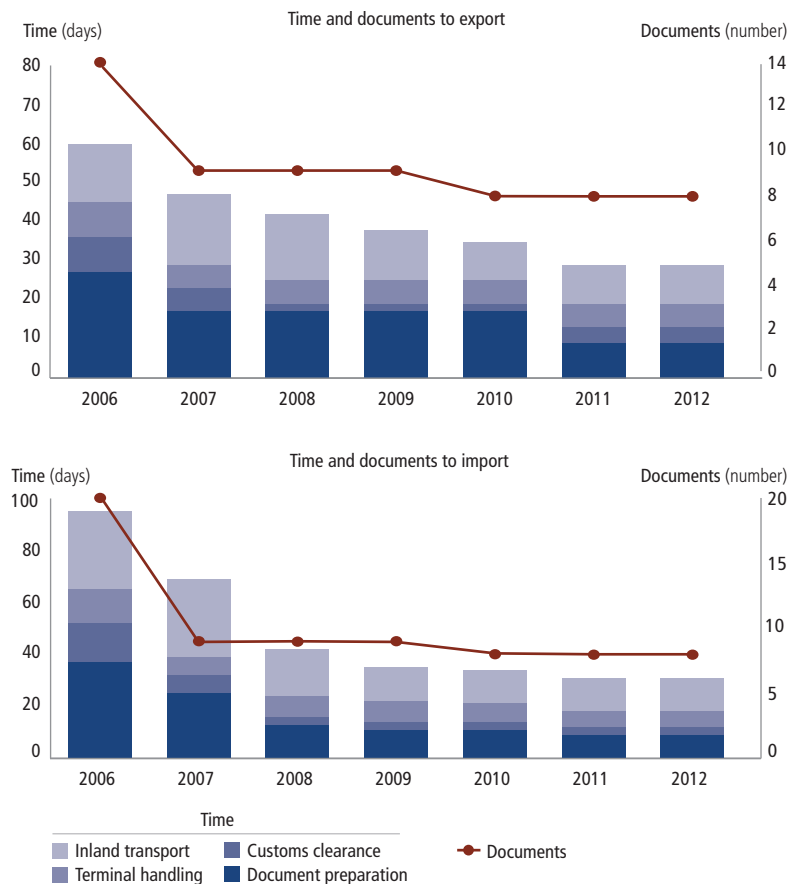
FIGURE 5.2 Rwanda cut the time for property transfers by almost a year



Source: Doing Business database.



FIGURE 5.3 Big reduction in time and documents to trade across borders in Rwanda



Source: Doing Business database.

corporate legal system for the first time: minority shareholder rights, regulation of conflicts of interest, extensive corporate disclosure and directors' duties. The new law introduced rules requiring approval by the board of directors for related-party transactions representing less than 5% of the company's assets and by shareholders for those representing more than 5%. The law strengthened the director liability regime for breach of fiduciary duties and for related-party transactions that harm the company. And it increased corporate transparency by improving disclosure requirements and minority shareholders' access to corporate information.

In 2005 the government made contract enforcement more of a reality by establishing more commercial courts<sup>12</sup> and creating the Business Law Reform Cell, whose review of 14 commercial

laws proved crucial for the approval of important legal reforms. The government further enhanced the court system in 2008 by creating lower commercial courts.

Consistent with its emphasis on bringing in the skills and expertise needed to ensure the success of the reform process, the government also hired non-Rwandan expatriate judges: 2 Mauritian judges to help local judges run the new commercial courts during the first 3 years of operation.<sup>13</sup> In addition, the government has provided incentives for Western-educated members of the diaspora to repatriate and has promoted an exchange of skills by opening the job market to immigrants from neighboring countries, including Burundi, Kenya, Tanzania and Uganda.<sup>14</sup> Moreover, the Capacity Strengthening Program

(financed by the Competitiveness and Enterprise Development Project) and the Institute for Legal Practice are training judges, legal officers and lawyers to work in a mixed legal system, where the civil law tradition dominates but common law and customary law tendencies are also evident.<sup>15</sup>

With the aim of increasing efficiency in resolving corporate insolvencies, the government enacted a new insolvency law in 2009. But resolving insolvency remains the one area among all those included in the ease of doing business index in which Rwanda still has great room for improvement. Achieving widespread use of the law in insolvency cases has been among the greatest regulatory reform challenges in this area.<sup>16</sup>

### SEEING MEASURABLE RESULTS

The ultimate goal of the reform program is a private sector that promotes economic growth and job creation.<sup>17</sup> And the program is achieving measurable progress toward this goal.

After Rwanda simplified formalities for business registration in 2006, 77% more firms registered in the following year.<sup>18</sup> In 2008 more than 3,000 firms registered, up from an average of 700 in previous years. In 2009 the number rose to 6,905. And in 2010 the government managed to register 18,447 new businesses—nearly achieving its goal of registering 20,000 that year.<sup>19</sup> The jump in registration numbers cannot be attributed solely to the simplification of the start-up process; the business registration reforms were part of a wider government agenda to promote private sector growth and entrepreneurship in Rwanda. Even so, the increase points to a positive trend.

Good results are also showing up in the area of contract enforcement: the commercial courts started operating in Kigali in May 2008 and had fully cleared the case backlog by the end of 2009.<sup>20</sup>

Rwanda's consistent reforms to make trade easier improved the productivity

of customs officials, who increased the number of documents they cleared annually by 39% between 2006 and 2009. And according to the Ministry of Trade and Industry, Rwanda's exports rose from \$147 million in 2006 to \$193 million in 2009.

Rwanda recently adjusted some of the targets set in *Vision 2020*. Most notably, it raised the income per capita target from \$900 to \$3,500. This brings the target into line with levels in middle-income economies today and reflects Rwanda's recent growth, which increased income per capita to around \$570 in 2011.<sup>21</sup>

## CONCLUSION

Every country faces different development challenges. But Rwanda's ambitious and complex reform program may offer lessons for others seeking to reform through private sector development.

One key to its achievements has been the strong commitment to reform shown by Rwanda's leaders and its citizens. The government has established structures for building a foundation for private sector development and coordinating government-wide reform efforts. And it has created a well-defined, long-term reform strategy that informs all of the country's short-term development goals.

The government entities involved in the process have had clearly defined roles and responsibilities, and they have respected the goals set in initial implementation strategy documents. The Doing Business Unit has played a pivotal role not only in ensuring coordination within the government and between the government and donors but also in coordinating development funding initiatives so as to avoid duplication.

The government has worked to meet the needs of entrepreneurs by streamlining regulatory processes involved in starting, operating and closing a business. Beyond undertaking legal and administrative reforms, the government has invested in training for professionals—including

lawyers and judges—to ensure proper administration of the reforms. Recognizing the benefits of a diverse knowledge base, Rwanda has also imported technical expertise from other countries, to replicate good practices and build capacity. And the government has involved the private sector in the reform process and maintained an open line of communication to keep entrepreneurs, civil society and other stakeholders apprised of developments.

All these efforts are showing results in Rwanda's regulatory performance. And Rwanda's dedication to private sector development, in triggering positive legal reforms, has contributed substantially to its overarching goal of promoting national reconciliation and prosperity.

## NOTES

This case study was written by Moussa Traoré, Adrian Gonzalez, César Chaparro Yedro, Jean Michel Lobet and Jonathan Bailey.

1. World Bank, World Development Indicators database, <http://data.worldbank.org/>.
2. Rwanda, Ministry of Finance and Economic Planning 2000.
3. Rwanda, Ministry of Finance and Economic Planning 2007.
4. "Africa's New Singapore?" *The Economist*, February 25, 2012, <http://www.economist.com/>.
5. The 7 agencies were Tourism and Conservation, the Registrar General's Office, the Privatization Unit, Human and Institutional Development, the Center for the Support to Small and Medium-Sized Enterprises (CAPMER), the IT Agency and the National Environment Management Authority.
6. See box 2.2 in the chapter "About *Doing Business*" for a list of economies using this approach.
7. These retreats, which gather about 300 top members of the administration, have included *Doing Business* reforms on the agenda since 2007.
8. Presentation by Emmanuel Hategeka, permanent secretary, Ministry of Trade and Industry, Kigali, March 16, 2011; Karim 2011.
9. In particular, the U.K. Department for International Development's multiyear program to support the Rwanda Revenue Authority is considered a success, enabling the agency both to improve its tax collection rate and to simplify its interactions with businesses.
10. Legal changes often require only modest investments. For the secured transactions law, for example, Rwanda invested \$55,320 (excluding technical assistance from donors) in the validation and translation of the new law as well as in the legislative process.
11. World Bank 2010a.
12. World Bank 2006.
13. Hertveldt 2008.
14. "Africa's New Singapore?" *The Economist*, February 25, 2012, <http://www.economist.com/>.
15. The Institute for Legal Practice was established by an organic law in 2006 and started to operate in May 2008.
16. "Rwanda: Country Struggles on Insolvency Law," *East African Business Week*, May 13, 2012, <http://allafrica.com/>.
17. Edmund Kagire, "New Reforms Set Up to Boost Doing Business," *New Times* (Kigali), April 18, 2010.
18. World Bank 2010a.
19. Frank Kanyesigye, "Rwanda Development Board Targets to Register 20,000 New Businesses," *New Times* (Kigali), May 14, 2010.
20. Interview by *Business Times* (Kigali) with Benoit Gatete, vice president of the commercial high court, January 12, 2010, <http://allafrica.com/>.
21. "Government to Adjust Vision 2020," *New Times* (Kigali), February 25, 2010; World Bank, World Development Indicators database, <http://data.worldbank.org/>.

2007 2012 2011  
 2005 2009 2004  
 2008 2006 2010 2013

## APEC: sharing goals and experience

- Asia-Pacific Economic Cooperation (APEC), a regional forum of 21 member economies, has as its primary goal to ensure sustainable economic growth and prosperity through voluntary cooperation.
- A key focus is promoting regulatory reforms, and in 2009 the APEC Ease of Doing Business Action Plan was launched as a way to set collective targets and measure progress.
- Using 5 *Doing Business* indicator sets, the action plan targets an APEC-wide aspirational goal of making it 25% cheaper, faster and easier to do business by 2015, with an interim target of 5% improvement by 2011.
- Between 2009 and 2012 APEC members improved their performance on the 5 indicator sets by 11.5% on average. But much variation remains among APEC members in the ease of doing business and in the rate of progress being made.
- Consistent with APEC's view of capacity building as central to enhancing cooperation and accelerating progress, the action plan identifies "champion economies" to share information and experience and to assist other members through tailored diagnostic studies.

Many factors can drive reforms in an economy's business regulatory environment—from domestic factors such as financial crises to international ones such as binding agreements in the World Trade Organization (WTO). For economies in the Asia-Pacific region, regional factors play a part, including commitments made in Asia-Pacific Economic Cooperation (APEC). Improving the region's business regulatory environment is a focus of APEC, and member economies have pledged to carry out regulatory reforms both collectively and unilaterally.

To help monitor and assess members' progress toward these commitments, APEC sets measurable targets with specific timelines. While these targets are set at the regional level, APEC also encourages members to draft plans for their own economy that will aid in achieving APEC-wide targets. One set of targets that APEC has chosen for this purpose is based on *Doing Business* indicators.

APEC also encourages capacity building activities among members in support of its goals. Toward the goal of improving the region's regulatory environment, APEC has selected "champion economies" to provide capacity building assistance to other members.

### A HISTORY OF COLLECTIVE GOAL SETTING

Established in 1989, APEC is a forum for supporting economic growth, cooperation, trade and investment in the Asia-Pacific region. APEC operates on a voluntary and consensual basis, with activities and work programs centered on 3 main pillars: trade and investment

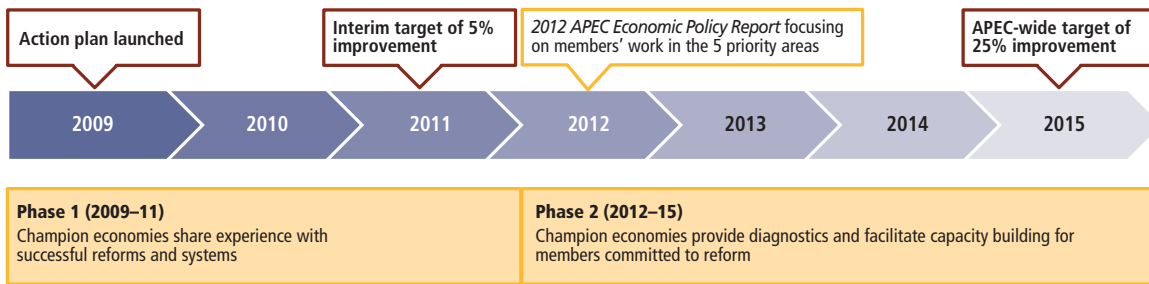
liberalization, business facilitation, and economic and technical cooperation.<sup>1</sup>

Meeting in Bogor, Indonesia, in 1994, leaders of APEC members committed to achieving free and open trade and investment by 2010 for developed economy members and by 2020 for developing economy members—targets that became known as the Bogor Goals. Today APEC's 21 members account for about 54% of world GDP and about 44% of world trade.<sup>2</sup> APEC members' total trade grew by 10% a year on average between 1989 and 2010. This rate, though impressive, only slightly exceeded the world's overall trade growth rate of 9%.<sup>3</sup> On the other hand, APEC members reduced their average applied tariff from 16.9% to 5.8% over this period.<sup>4</sup>

As tariffs declined in APEC members, attention shifted to addressing the structural and regulatory obstacles that inhibit cross-border trade and investment by removing behind-the-border barriers to doing business.<sup>5</sup> At the same time, economic integration between APEC members highlighted difficult new challenges—such as how to ensure that growth and economic integration are sustainable and shared by all APEC members in a constantly changing economic environment.

To address these challenges, in 2010 APEC leaders embraced the APEC Growth Strategy, which takes into consideration new global realities—including energy and environmental constraints, human security concerns and disparities in opportunity across and within economies. APEC leaders also endorsed the

FIGURE 6.1 Milestones in the APEC Ease of Doing Business Action Plan



Source: Based on information from APEC Policy Support Unit.

New Strategy for Structural Reform, a broad work program that calls on each member economy to undertake demonstrable and significant structural reform, consistent with the objective of achieving strong, inclusive and balanced growth. Recognizing the importance of capacity building to assist members in undertaking structural reform, APEC is supporting workshops, peer-to-peer events and knowledge sharing tools in such areas as regulatory reform and public sector governance.

### AN ACTION PLAN FOR MAKING IT EASIER TO DO BUSINESS

Another APEC initiative focuses more closely on improving the business regulatory environment. To provide a pragmatic way of addressing priorities, senior government officials of APEC members agreed to put in place the APEC Ease of Doing Business Action Plan in 2009.<sup>6</sup> The action plan uses *Doing Business* indicators to set collective targets and encourage measurable progress in regulatory reform. The overall goal is to make it 25% cheaper, faster and easier to do business in the region by 2015, with an interim target of 5% improvement by 2011.

The action plan focuses on 5 priority areas. These were identified through a survey asking APEC members to rank by priority the 11 areas measured by *Doing Business*. The 5 priority areas are starting a business, getting credit, trading across borders, enforcing contracts and dealing with construction permits.

The action plan has highlighted the importance of measuring results since the beginning. And the APEC Secretariat has agreed to regularly assess progress toward the targets set (figure 6.1).<sup>7</sup>


### Encouraging early results

Early results are encouraging. Among the 5 areas covered by the action plan, APEC members made the biggest improvements in starting a business between 2009 and 2012. On average, they reduced the number of procedures to start a business by 19.3% (from 7.9 to 6.4), the time by 22.5% (from 28.1 days to 21.8), the cost by 16.5% (from 8.8% of income per capita to 7.4%) and the paid-in minimum capital requirement by 35.3% (from 9.8% of income per

capita to 6.4%). Economies in the rest of the world made smaller improvements on average on 3 of these indicators, reducing the number of procedures by 8.2%, the time by 17.7% and the paid-in minimum capital requirement by 32.4%. But they improved more than APEC members on the cost to start a business, reducing it by 29.1%.

Overall, APEC members improved the ease of starting a business by 23.4% on average, while non-APEC economies improved it by 21.9%. Beyond the differences with the rest of the world, what makes these improvements by APEC particularly impressive is that in 2009 the region already performed better on

FIGURE 6.2 APEC members have advanced furthest toward the frontier in regulatory practice for starting a business



Note: The distance to frontier measure shows how far on average an economy is from the best performance achieved by any economy on each *Doing Business* indicator since 2005. The measure is normalized to range between 0 and 100, with 100 representing the best performance (the frontier).

Source: *Doing Business* database.

average on the *Doing Business* indicators for starting a business than on those for the other 4 areas (figure 6.2).

Over the same period APEC members also improved their performance on the *Doing Business* indicators for dealing with construction permits (by 15.8% on average, compared with 13.9% in non-APEC economies) and for getting credit (by 16.1%, compared with 23.9%). Their performance on the trading across borders indicators improved only slightly (by 2.3%, compared with a decline of 0.7% in non-APEC economies), while that on the enforcing contracts indicators remained nearly unchanged (improving by 0.1%, compared with no improvement in non-APEC economies). Across all 5 priority areas, APEC members improved their performance on the *Doing Business* indicators by 11.5% on average.

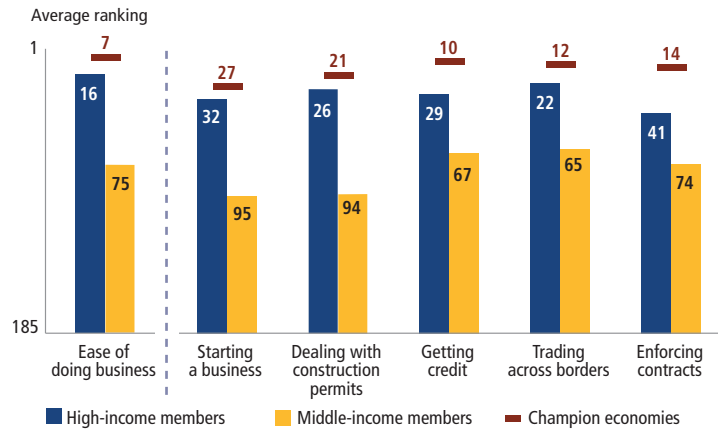
**Wide discrepancies between APEC members**

Despite the good start, the ease of doing business still varies sharply among APEC members. Consider the process for starting a business. In New Zealand it requires only 1 procedure and 1 day and costs 0.4% of income per capita; in the Philippines it takes 16 procedures and 36 days and costs 18.1% of income per capita. Similarly, while dealing with construction permits in Singapore takes 26 days and costs 16.7% of income per capita, in Russia it takes 344 days and in Mexico it costs 322.7% of income per capita.

Indeed, APEC’s high-income members perform substantially better in all 5 priority areas as measured by *Doing Business* than its middle-income members do. And on the aggregate ease of doing business they rank 59 places higher on average than middle-income members (figure 6.3).

Moreover, while APEC as a whole is making improvements, its members are progressing at very different rates. Among APEC members, China has made the most progress toward the frontier in regulatory practice (figure 6.4). In the past 8

FIGURE 6.3 APEC members’ performance on *Doing Business* indicators varies widely

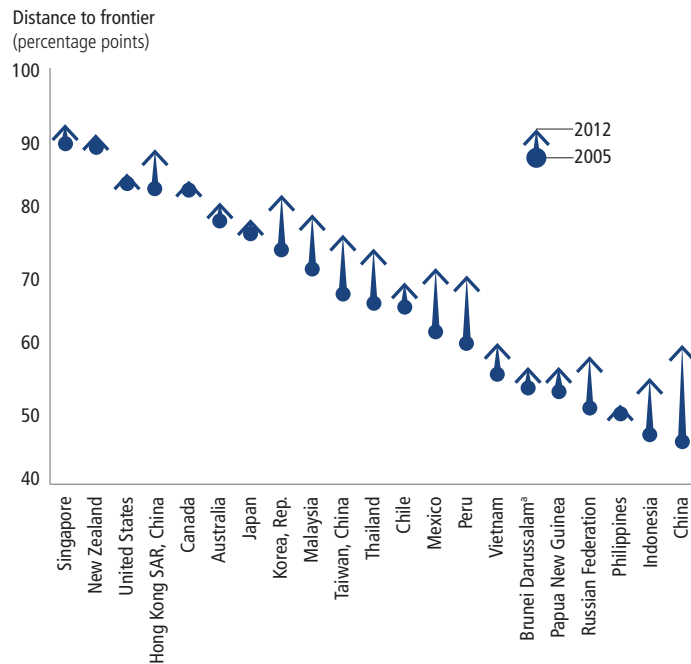


Note: Champion economies as defined by the APEC Ease of Doing Business Action Plan are Hong Kong SAR, China; Japan; Korea; New Zealand; Singapore; and the United States.  
Source: *Doing Business* database.

years China implemented 16 reforms in 8 areas of business regulation measured by *Doing Business*. These changes included a new company law in 2005, a new credit

registry in 2006, a new law regulating the bankruptcy of private enterprises in 2007 and a new corporate income tax law in 2008.

FIGURE 6.4 Which APEC economies have advanced the most in narrowing the gap with the frontier?



Note: The distance to frontier measure shows how far on average an economy is from the best performance achieved by any economy on each *Doing Business* indicator since 2005. The measure is normalized to range between 0 and 100, with 100 representing the best performance (the frontier).

a. Because Brunei Darussalam was first included in the aggregate ranking in *Doing Business 2008* (2007), its distance to frontier in 2012 is compared with that in 2007.

Source: *Doing Business* database.

What does all this mean for APEC's prospects of meeting its ambitious goal? APEC's 2011 interim report on the initiative delivered a clear message: if APEC is to improve the ease of doing business by 25% by 2015, it must intensify and accelerate its efforts, including through capacity building programs.<sup>8</sup>

### Sharing of information and experience

While APEC members advocate building capacity and sharing experience as a way of enhancing cooperation in a range of areas, such efforts feature strongly in the initiative to improve the ease of doing business. The action plan identifies champion economies with strong performance in each of the 5 priority areas to lead capacity building activities in those areas.

In phase 1 (2009–11) the focus was on building awareness through seminars and workshops to share information and experience in each of the 5 priority areas. The APEC Secretariat and the champion economies organized 6 topic-specific seminars and workshops.<sup>9</sup>

In phase 2 (2012–15) the focus is on developing more customized capacity building programs for economies seeking specific assistance in their regulatory reform efforts. In these programs technical experts conduct diagnostic studies of an economy's priority area and develop practical recommendations for improvement. While designed to directly benefit the participating economies, the programs also help move APEC closer to its collective goal of making it 25% cheaper, faster and easier to do business by 2015.<sup>10</sup>

Several programs focus on the area of starting a business. One is in Indonesia, where an expert from New Zealand and another from the United States made a joint visit in July 2010 to collect data and information. The diagnostic report, issued in August 2010, contains 8 concrete recommendations. Among them is a recommendation to consolidate the procedure for labor and social insurance registration

with those for issuing the trade license and registering the business at the one-stop shop.<sup>11</sup>

In Thailand an assessment by U.S. experts in July 2011 went beyond the aspects of business start-up measured by *Doing Business*, resulting in a comprehensive report and policy recommendations. The study found that Thailand, by creating a customer-friendly and demand-driven system for business registration, had made it substantially easier to start a business as measured by *Doing Business*. It also recommended that the government broaden the focus of its efforts to improve business registration beyond the aspects captured by the *Doing Business* indicators.<sup>12</sup>

Korea, a champion for the topic of enforcing contracts, is assisting Indonesia and Peru in developing customized solutions. A Korean delegation visited Indonesia in January 2011 and Peru in July 2011 to review the systems and procedures in place for enforcing contracts. In addition, international seminars were held in the 2 countries on ways to improve such systems. Together, these attracted more than 100 participants, including judges, attorneys, professors and government officials. In October 2011 the Korean government brought together legal experts and high-level policy makers from Indonesia and Peru to discuss the future of both countries' systems for enforcing contracts.<sup>13</sup>

Japan, a champion for the topic of getting credit, is preparing a study on financing for small and medium-size enterprises in Thailand. Singapore is preparing a diagnostic study on trading across borders for Peru and planning similar ones for Mexico and Vietnam. Singapore is also planning diagnostic studies on dealing with construction permits for Indonesia, Peru and Thailand.<sup>14</sup>

The next phase of capacity building activities will focus on converting the diagnostic studies' recommendations into actions. Champion economies will

again play a role, by assisting other member economies in implementing regulatory reforms.

### CONCLUSION

APEC has focused on institutional, regulatory and policy reforms to encourage efficient functioning of markets and reduce barriers to regional trade since the early 2000s. The APEC Ease of Doing Business Action Plan represents only one set of targets that APEC uses to encourage regulatory reforms. But it provides a useful example of the application of *Doing Business* indicators in setting concrete collective targets and in monitoring and assessing progress.

The framework of capacity building activities created through the action plan has proved useful in promoting exchanges between member economies. Here, the diversity of APEC's 21 member economies—with different income levels and located in different geographic regions—has contributed to success. By sharing experience and providing assistance to other APEC members, those identified as champions in each of the priority areas can lift the APEC-wide performance.

Other regional bodies can learn from this model of capacity building. *Doing Business 2012* found that in many economies the degree to which regulations and institutions are business-friendly varies fairly widely across different areas of regulation.<sup>15</sup> Regional bodies can take advantage of these differences, encouraging each member economy to capitalize on its strengths by providing assistance in areas of strong performance to members with weaker performance.

APEC appears poised to continue its capacity building efforts, with talks already under way on a new phase related to policy implementation. Because APEC is a voluntary and nonbinding forum, sustained engagement by top government officials from every APEC member is needed to accelerate progress toward the goals it has set for itself.



---

**NOTES**

This case study was written by Mikiko Imai Ollison, Paula Garcia Serna and Anastasia Shegay.

1. APEC 2010a.
2. APEC 2010b. The founding members of APEC are Australia, Brunei Darussalam, Canada, Indonesia, Japan, Korea, Malaysia, New Zealand, the Philippines, Singapore, Thailand and the United States. China; Hong Kong SAR, China; and Taiwan, China, joined in 1991. Mexico and Papua New Guinea followed in 1993, Chile in 1994 and Peru, Russia and Vietnam in 1998—bringing the current membership to 21.
3. WTO Statistics Database, Trade Profile, <http://stat.wto.org/>.
4. WTO Statistics Database, Tariff Profile, <http://stat.wto.org/>.
5. APEC 2005.
6. APEC 2011a.
7. As *Doing Business 2013* was going to press, the *2012 APEC Economic Policy Report* was scheduled to be released in early October 2012.
8. APEC 2011b.
9. Based on information provided by the APEC Policy Support Unit as of June 2012.
10. APEC 2011b.
11. USAID and New Zealand Ministry of Foreign Affairs and Trade 2010.
12. APEC 2012.
13. Republic of Korea, Ministry of Justice 2011.
14. Based on information provided by the APEC Policy Support Unit as of June 2012.
15. World Bank 2011a, p. 7.



# Does *Doing Business* matter for foreign direct investment?

2007 2012 2011  
2005 2009 2004  
2008 2006 2010 2013

Many people who use *Doing Business* data—particularly in policy-making circles and in the private sector—associate better performance on the *Doing Business* indicators with greater inflows of foreign direct investment (FDI), even though the methodology is not explicitly designed for this purpose. Since the launch of last year's report nearly 2,000 articles in the international press have drawn a connection between FDI and *Doing Business*. Such articles often suggest that higher *Doing Business* rankings will be associated with more foreign investment, which is believed to create jobs, bring in new technologies and processes and have other beneficial collateral effects on the real economy. And many senior government officials have suggested that a better ranking for an economy implies that its investment climate is more favorable to foreign investors.

The case studies underpinning the *Doing Business* indicators focus on small to medium-size domestic firms, so the laws, regulations and practices tracked by the project are not necessarily relevant to larger foreign-owned firms. But the quality of the laws and regulations, and the extent to which this quality is reflected in their implementation, may be a useful

signal to foreign investors of the overall quality of the business environment. And some laws may indeed affect foreign-owned firms in the same way that they affect domestic firms.

Given the interest of so many governments in attracting more foreign investment, this raises an important question: does *Doing Business* actually matter for FDI? If so, does this suggest that *Doing Business* indicators reflect the quality of the investment climate at a broader level? This case study presents evidence suggesting that they do—supporting a broader claim that economies that provide a good regulatory environment for domestic firms tend to also provide a good one for foreign-owned firms.

## A FIRST LOOK AT THE LINK

There is certainly a correlation between the overall ease of doing business and FDI flows. Grouping economies by the *Doing Business* distance to frontier score for 2011,<sup>1</sup> table 7.1 shows that those closest to the frontier in regulatory practice received substantially more FDI than those in the middle, which in turn received substantially more than those furthest from the frontier. Figure 7.1 demonstrates this

TABLE 7.1 Average FDI inflows and stocks by tiers of economies grouped by their distance to frontier, 2011

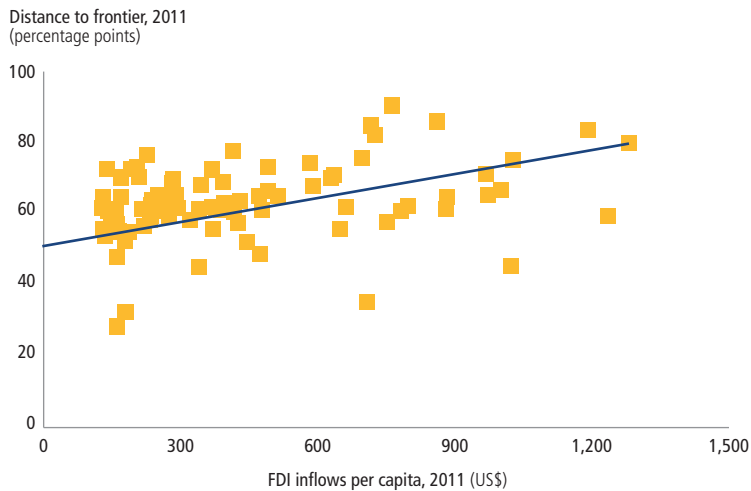
Economies grouped by distance to frontier	Average FDI inflows (US\$ millions)	Average FDI stocks (US\$ millions)	Average distance to frontier (percentage points)
Top 10	50,384	768,496	86.0
Middle 10	14,362	89,776	58.9
Lowest 10	1,257	8,179	34.2

Note: The distance to frontier measure is normalized to range between 0 and 100, with 100 representing the best performance (the frontier).

Source: *Doing Business* database; United Nations Conference on Trade and Development, UNCTADstat database.

- Even though *Doing Business* indicators focus on small to medium-size domestic firms, many policy makers have associated improvements in the indicators with greater inflows of foreign direct investment (FDI).
- Cross-country correlations show that FDI inflows are indeed higher for economies performing better on *Doing Business* indicators, even when taking into account differences across economies in other factors considered important for FDI.
- Results suggest that on average across economies, a difference of 1 percentage point in regulatory quality as measured by *Doing Business* distance to frontier scores is associated with a difference in annual FDI inflows of \$250-500 million.
- Although this correlation does not imply causation, the evidence suggests that *Doing Business* reflects more about the overall investment climate than what matters only to small and medium-size domestic firms.
- In particular, these findings support the claim that economies that provide a good regulatory environment for domestic firms tend to also provide a good one for foreign firms.

FIGURE 7.1 Better overall regulation is correlated with more FDI inflows per capita



Note: The distance to frontier measure is normalized to range between 0 and 100, with 100 representing the best performance (the frontier). Sample includes 157 economies with positive 2011 FDI inflows per capita of \$1,500 or less. This includes all economies covered by *Doing Business 2012* for which data are available, excluding outliers with negative inflows or inflows greater than \$1,500 per capita. Dropping these outliers does not significantly affect the trend line.

Source: *Doing Business* database; United Nations Conference on Trade and Development, UNCTADstat database.

graphically, using a different measure of FDI: it shows that FDI inflows per person in 2011 were higher for economies that were closer to the frontier.

But these are simple statistical correlations looking at the relationship between performance on the distance to frontier measure and FDI at a particular point in time. What does more robust research say about the determinants of FDI flows?

## RESEARCH ON FDI DETERMINANTS

A large body of research has looked at the question of what the key drivers of FDI are. One approach in the literature sees FDI as being market-seeking (driven by economy size and country location), efficiency-seeking (driven by human capital or infrastructure quality) or resource-seeking (driven by the availability of natural resources or other strategic assets). Numerous studies have measured the significance of these and other explanatory variables.<sup>2</sup>

Many studies use a “gravity model,” which seeks to explain what causes FDI flows between 2 specific countries. This research confirms that such factors as

the size of the market and its growth prospects, distance to important markets, relative labor endowments and openness to trade tend to be important drivers of FDI. For example, the larger the market, the greater the scope for economies of scale in production and thus the greater the chances for producing at competitive prices. Economies in Central and Eastern Europe have received large inflows of FDI over the past couple of decades because they are seen as entry points into the huge European market and also because they have relatively well-educated labor forces.

The institutional and regulatory framework has also been shown to be an important determinant of FDI. One study finds that judicial independence and labor market flexibility are significantly associated with FDI inflows, depending on the sector of the investment.<sup>3</sup> Another finds that corruption is a significant deterrent to FDI, having an effect comparable to the impact of substantial increases in the tax rate on foreign firms.<sup>4</sup> Indirect taxes on foreign investors, which are higher than the direct foreign income taxes in many countries, also significantly reduce FDI inflows.<sup>5</sup> Business regulations matter as

well. Using a data set of regulations specific to foreign investment, a study finds that the number of procedures required to start a foreign-owned business and the strength of the arbitration regime both have a significant and robust effect on FDI.<sup>6</sup>

What about *Doing Business*? Using 4 years of *Doing Business* data, a recent study finds that a better *Doing Business* ranking is significantly associated with larger FDI inflows<sup>7</sup>—strong support for the claim that higher *Doing Business* rankings are a broad indicator of an attractive investment climate. But the study is unable to find evidence for smaller subsets of economies, such as for developing economies.<sup>8</sup> Related research finds that business regulations as measured by *Doing Business* influence the impact of FDI inflows: economies with more effective regulations for starting a business benefit more from the FDI flows that they receive.<sup>9</sup>

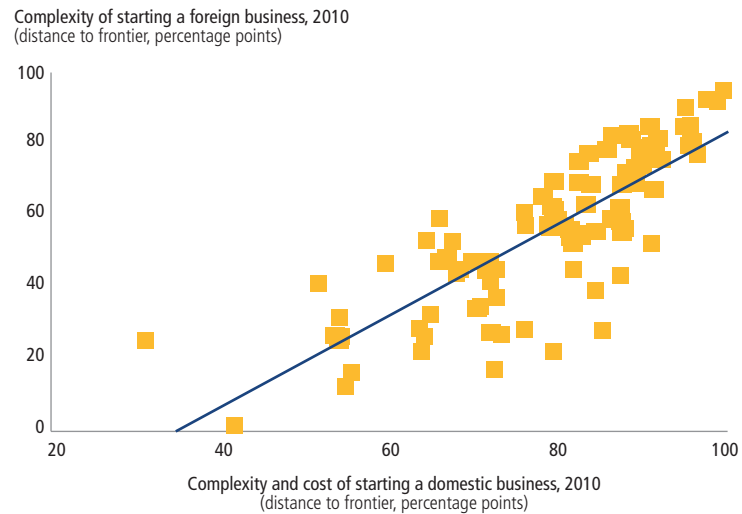
## WHAT DO THE DATA TELL US?

To expand on this existing body of research, *Doing Business* conducted its own econometric analysis of the relationship between *Doing Business* indicators and FDI flows. The analysis generally follows the model established by an earlier study,<sup>10</sup> considering the relationship between an economy’s performance on *Doing Business* indicators and total FDI inflows from all other economies and taking into account differences in macroeconomic and governance conditions. But it also adds to prior analysis in several ways. It uses distance to frontier scores rather than economy rankings, as a more precise measure of how far business regulations are from the most efficient practice. Most specifications use 1 year of distance to frontier scores to explain subsequent years of FDI inflows, rather than panel data over time. The analysis considers differences in natural resource exports, and it covers a larger sample of between 145 and 160 economies across specifications.<sup>11</sup>

The basic model considers whether distance to frontier scores in 1 year are associated with total FDI inflows in the following year. When taking into account differences in income, inflation, population size, governance measures, openness to trade and exports of primary goods, the analysis finds significant results: a better distance to frontier score is significantly associated with larger inflows of FDI. To account for potential fluctuations in annual FDI flows, a different model examines the distance to frontier score for 2005 and average FDI inflows for the subsequent 5 years, and finds similar results. When considering population and income levels, as well as when using several other model specifications, the analysis finds a significant positive association between the distance to frontier score and FDI inflows. Other research has shown that *Doing Business* reforms are associated with greater domestic investment and GDP growth,<sup>12</sup> supporting the general finding that reforms that improve the quality of the regulatory environment are positively associated with FDI inflows.

In general, these results need to be interpreted cautiously. Correlation of course does not imply causation. But the estimated magnitudes suggest that the laws, regulations and practices captured by *Doing Business* may have a strong influence on FDI flows. Results suggest that for an economy with an average distance to frontier score, moving 1 percentage point closer to the frontier regulatory environment is associated with \$250–500 million more in annual FDI inflows. These strong correlations, if upheld by further and more refined research, would have significant policy implications: they suggest that relatively modest improvements in the regulatory environment could potentially attract substantial increases in foreign investment. Consider the example of Costa Rica. If causation is proven, the correlations suggest that improving its score by just a percentage point—to a regulatory environment comparable to that of Uruguay—would

**FIGURE 7.2 Complexity and cost of starting a domestic business are strongly correlated with complexity of starting a foreign one**



*Note:* Figure plots the distance to frontier in starting a (domestic) business as measured by *Doing Business* and the distance to frontier in starting a foreign business as measured by *Investing Across Borders*. The distance to frontier measure is normalized to range between 0 and 100, with 100 representing the best performance (the frontier). Scores are shown for the 92 economies for which *Investing Across Borders* collected data in 2010.

*Source:* *Doing Business* database; *Investing Across Borders* database.

be associated with a 21% increase in its annual FDI inflows.<sup>13</sup>

### GOOD REGULATIONS ALL AROUND

The strong and statistically significant relationship between FDI and the overall level of regulation as measured by *Doing Business* indicators supports the claim that *Doing Business* data reflect more about the overall investment climate than what matters only to small and medium-size local firms. These findings also support the more general claim that governments that regulate well in one area, such as domestic business, tend to also regulate well in other areas, such as foreign investment. For example, a working paper on transparency for this year's report highlights the positive correlation between a transparent approach to governance in one regulatory area and efficient regulation in other areas.<sup>14</sup>

Comparing the *Doing Business* indicators with other measures of the regulatory environment also supports this perspective. For example, some *Doing Business* indicators are strongly correlated with

similar indicators from the *Investing Across Borders* project, which focuses on regulation of foreign direct investment.<sup>15</sup> The correlation between the distance to frontier measures of the 2 sets of indicators is 57%.

This general relationship also holds for comparable individual indicators from *Doing Business* and *Investing Across Borders* (figure 7.2). The correlation between the complexity and cost of starting a local company as measured by *Doing Business* and the complexity of starting a local subsidiary of a foreign firm as measured by *Investing Across Borders* is 81%.<sup>16</sup> This correlation does not imply that the level of complexity is identical, however—indeed, while it takes 8 procedures and 26 days on average to start a local business in the economies covered by *Investing Across Borders*, it takes 10 procedures and 41 days on average to start a foreign-owned company in those economies.

### CONCLUSION

This case study presents evidence of a significant correlation between the *Doing Business* indicators and flows of FDI.

Although this does not imply causation, the findings do support the claim that *Doing Business* reflects more about the overall investment climate than what matters only to small and medium-size domestic firms. More definitive conclusions about the relationship between *Doing Business* indicators and FDI will require more refined research. One initial step could be to disaggregate FDI by sector—for example, to compare the effect of business regulations on manufacturing FDI with their effect on resource extraction FDI. If such research supports the association between regulatory quality as measured by *Doing Business* and the size of FDI flows, government officials and business analysts will have even stronger justification for claims that better *Doing Business* rankings should attract more FDI.

#### NOTES

This case study was written by John Anderson and Adrian Gonzalez.

1. The *Doing Business* indicators can be aggregated in multiple ways to create composite measures of the investment climate. One approach is the ease of doing business index, which ranks economies from 1 to 185. Another is the distance to frontier, which measures how far an economy is from the most efficient practice or highest score achieved by any economy since 2005 for each *Doing Business* indicator. This case study uses the distance to frontier measure to capture not only how an economy ranks relative to others but also how far it is from the most efficient business regulatory practices identified by *Doing Business*. For more details, see the chapter on the ease of doing business and distance to frontier.
2. For an overview of such studies, see, for example, Blonigen and Piger (2011); and Hornberger, Battat and Kusek (2011).
3. Walsh and Yu 2010.
4. Wei 2000.
5. Desai, Foley and Hines 2003.
6. Waglé 2011.
7. Jayasuriya 2011.
8. This suggests that the results may be driven by differences between higher- and lower-income economies, not by variation within groups of economies.
9. Busse and Groizard 2008.
10. Jayasuriya 2011.
11. Jayasuriya (2011) estimates the influence of *Doing Business* rankings across 84 economies, noting that this smaller sample of economies is due to the use of an unbalanced panel.
12. See, for example, Eifert (2009); and Haidar (2012).
13. These calculations were made using distance to frontier scores for 2009 and data on FDI inflows in 2010 from the United Nations Conference on Trade and Development's UNCTADstat database. The calculation for Costa Rica uses a lower-end estimate of \$300 million in FDI flows being associated with a 1 percentage point difference in the distance to frontier score.
14. Geginat, Gonzalez and Saltane 2012.
15. The *Investing Across Borders* database launched by the World Bank Group in 2010 presents indicators of FDI regulation across economies. The *Investing Across Borders* indicators referenced in this case study are based on data for 87 economies published in the 2010 *Investing Across Borders* report plus 5 additional economies for which data were collected but not included in that report.
16. This correlation is calculated between the distance to frontier in starting a business as measured by *Doing Business* and the distance to frontier in starting a foreign business as measured by *Investing Across Borders*, the same data as those shown in figure 7.2.

# How transparent is business regulation around the world?

2007 2012 2011  
2005 2009 2004  
2008 2006 2010 2013

Nobel Prize-winning economist Amartya Sen wrote in 2009 that lack of transparency in the global financial system was among the main factors contributing to the financial crisis that began in 2008.<sup>1</sup> Had there been greater disclosure of information, regulatory authorities could have more effectively monitored the explosive growth of increasingly sophisticated and opaque financial instruments—and the crisis might have been less severe.

An institutional environment characterized by openness and transparency is of central importance not only for private markets but also for the effective and efficient management of public resources.<sup>2</sup> Lack of transparency around the decisions made by policy makers and government officials can lead to resource misallocation as funds, rather than being directed toward their most productive ends, are instead captured for private gain. Lack of transparency can also undermine the credibility of those who are perceived as being its beneficiaries and thus sharply limit their ability to gain public support for economic and other reforms.

Access to information can empower citizens to monitor the quality of government services and the use of public resources. Because government markets are usually monopolistic, the consumers of public services have no “exit” option—they cannot “vote with their feet” by going to a competitor for better services. Access to information is therefore critical if citizens are to exercise their “voice” in demanding greater accountability from public servants.<sup>3</sup> The government of Uganda demonstrated this by having

newspapers publish data on monthly transfers of school grants to local governments. By improving the ability of schools and parents to monitor how local officials handled the grants, the program reduced the share of grant funding lost to corruption from 80% to 20%.<sup>4</sup> With more information, people can better evaluate different options and manage risks more effectively.<sup>5</sup>

How much can transparency and access to information affect the quality of the government services relevant for businesses? A sizable body of literature already attests to the importance of information in ensuring the quality of public services in such areas as health, sanitation and education.<sup>6</sup> But thus far little attention has been paid to this role of information in the administrative branches of government that implement business regulation, such as company and property registries, building departments and power distribution utilities.

Yet the World Bank Enterprise Surveys suggest that there is much room for improvement in service quality and accountability in business regulation. The companies surveyed report that in a typical week their senior managers spend on average 11% of their time dealing with government regulations. More than 50% of them disagree with the notion that regulations are implemented consistently and predictably. And what’s worse, companies often have to pay a bribe to get things done. Worldwide, 19% of firms report having had to pay bribes in connection with their application for an operating license or electricity connection.<sup>7</sup>

- **It is in OECD high-income economies that businesses can expect the most consistently easy access to regulatory information through websites or printed brochures.**
- **Access to fee schedules for regulatory processes is most limited in Sub-Saharan Africa and the Middle East and North Africa, where it is more common to have to meet with an official to obtain this information.**
- **The accessibility of regulatory information varies with income level and internet penetration, but resources are not the only explanation.**
- **Access to regulatory information is easier in economies that are characterized by greater political accountability and that guarantee greater political and civil rights.**
- **Economies providing greater access to regulatory information tend to have more efficient regulatory processes and lower regulatory compliance costs.**

About two-thirds of these are small or medium-size firms.

This year's report presents new data that speak to the efforts at transparency made by government agencies tasked with implementing business regulation. The data capture how governments make basic regulatory information such as fee schedules available to businesses. Because agencies in many developing economies may be unable to rely on online solutions, the data also consider other ways of making information available, such as brochures and notice boards (see box 8.1 for a description of the new data and the *Doing Business* website for detailed data at the economy level).<sup>8</sup>

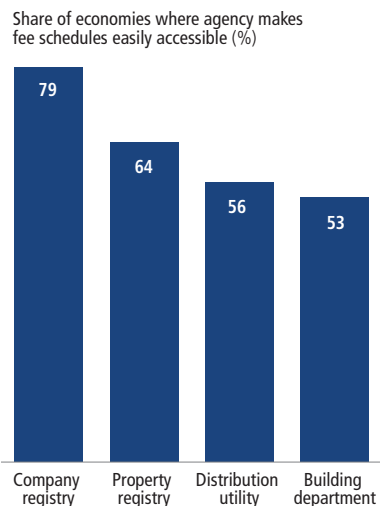
### HOW TRANSPARENT IS BUSINESS REGULATION?

Company registries, property registries, building departments and power distribution utilities in too many economies make it difficult to access basic information

such as fee schedules for their services. In only 25% of economies do all 4 agencies make fee schedules easily accessible through their websites or through brochures or notice boards. These are mostly higher-income economies, but they also include low- and lower-middle-income economies such as Armenia, Burkina Faso, El Salvador, Georgia and Tanzania. Around the world company registries are most likely to make information available online or through brochures or notice boards, and building departments least likely to do so (figure 8.1). On the brighter side, in only 7 of 176 economies do all 4 of these agencies require that customers meet with an official to obtain fee schedules.

Access to fee schedules is most limited in Sub-Saharan Africa and the Middle East and North Africa. Of the 7 economies globally where fee schedules cannot be obtained from any of the agencies surveyed without meeting with an official, 6

FIGURE 8.1 Which agencies are more likely to make information accessible?



Source: *Doing Business* database.

are in Sub-Saharan Africa and the other in the Middle East and North Africa.<sup>9</sup> On average in these regions businesses are unable to find fee schedules online or in a brochure for 2 of the 4 agencies. But there are notable exceptions. In Sub-Saharan Africa, Burkina Faso, Mauritius, South Africa and Tanzania guarantee easy access to information in all 4 regulatory areas. In the Middle East and North Africa, Oman and the United Arab Emirates provide the easiest access: in both these countries 3 of the 4 agencies provide information without a need for a meeting with an official.

Businesses can expect consistently easy access to information in OECD high-income economies. More than 60% of these economies make it easy to access information in all 4 regulatory areas covered by the new data. In Australia, Belgium, Denmark, Finland, Sweden and the United States, for example, company registries, property registries, building departments and power distribution utilities all make fee schedules associated with their services available on the internet or through brochures. Greece, Hungary and Luxembourg are the only OECD high-income economies where businesses still have to meet with an official at 2 of the 4 agencies to get this information.

#### BOX 8.1 HOW IS THE ACCESSIBILITY OF REGULATORY INFORMATION MEASURED?

The new data on the accessibility of regulatory information, collected between January and August 2012, measure how easy it is to access fee schedules for 4 regulatory processes in the largest business city of an economy: incorporating a new company, obtaining a building permit, connecting a business to electricity and transferring property. Fee schedules are considered easily accessible if they can be obtained either through the website of the relevant agency or through public notices (brochures or notice boards) available at that agency or a related one, without a need to meet with an official. They are considered not easily accessible if they can be obtained only by meeting with an official.

For incorporation fees the relevant agency is the company registry; for building permit fees, the building department; for electricity connection fees, the distribution utility or electricity regulator; and for property transfer fees, the property registry.

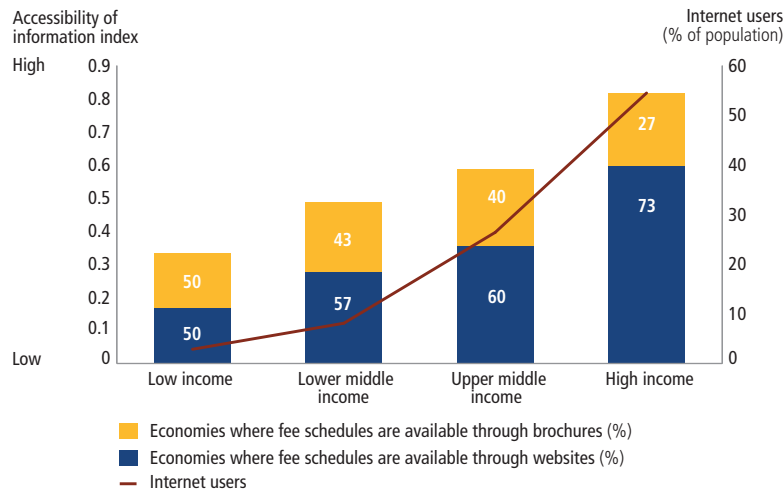
For each regulatory area, economies where information is easily accessible are assigned a score of 1; those where information is not easily accessible are assigned a score of 0.

Computed as a simple average of the scores for these 4 areas, an aggregate accessibility of information index is constructed for a sample of 176 economies for which the data are available for all 4 (see table). The index illustrates how consistent governments are in their transparency efforts across different agencies and branches of government.

Sample sizes for accessibility of information data	
Measure	Sample
Accessibility of information on incorporation fees	185 economies
Accessibility of information on building permit fees	176 economies
Accessibility of information on electricity connection fees	185 economies
Accessibility of information on property transfer fees	185 economies
Accessibility of information index	176 economies



**FIGURE 8.2** Accessibility of regulatory information varies with economies' income level and internet penetration



Note: For an explanation of the accessibility of information index, see box 8.1. Relationships are significant at the 5% level after controlling for income per capita.  
 Source: *Doing Business* database; World Bank, World Development Indicators database (2008 data).

### WHO MAKES REGULATORY INFORMATION EASY TO ACCESS?

The accessibility of regulatory information varies with income level and internet penetration: low-income economies have the least regulatory transparency on average, and high-income economies the most (figure 8.2). In OECD high-income economies the accessibility of regulatory information as measured by *Doing Business* is 38% higher than the average for the sample. Is the reason simply that richer economies have more resources to invest in online solutions and in other ways to make information easily accessible to the public?

Variation within income groups suggests that making information easily accessible may not be entirely a question of resources; for many governments it may also be a question of choice. Tanzania, a low-income economy, makes more information easily accessible than such high-income economies as Greece, Kuwait and the United Arab Emirates. Cape Verde and Georgia, two lower-middle-income economies, also have higher accessibility levels than some richer economies. Moreover, as figure 8.2 illustrates, there

are multiple ways in which governments can share information with the public. Where internet access might be difficult, for example, information can be distributed through brochures and notice boards. Low-income economies such as Burkina Faso and Tanzania show that brochures can be an effective means of creating more transparency around regulatory information.

The new data show that even when differences in income per capita are

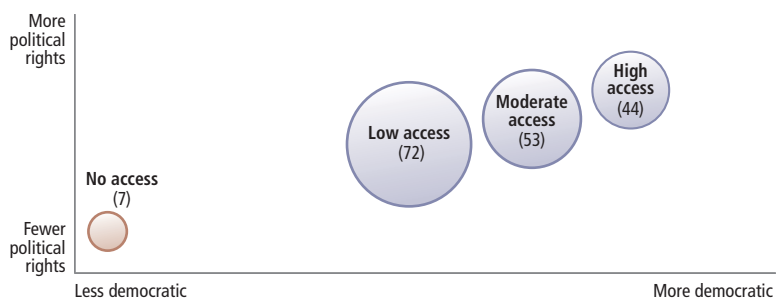
taken into account, economies with easy access to regulatory information are more likely to be democratic, to be generally more transparent and to guarantee greater political and civil rights (figure 8.3). Governments that provide greater transparency in their business regulatory environment are also more transparent in other areas. To take 2 examples, they disclose more budgetary information (as measured by the Open Budget Index of the International Budget Partnership), and they make greater efforts to publicize laws and make them comprehensible to the wider public (as measured by the Rule of Law Index of the World Justice Project).<sup>10</sup>

### MORE INFORMATION, BETTER BUSINESS REGULATION?

Greater access to regulatory information is also associated with more efficient regulatory processes. Economies that make fee schedules consistently easy to access rank higher on the ease of doing business—and they keep regulatory compliance costs for firms significantly lower.

Take the cost of starting a business. The global average is a significant 31% of income per capita. Entrepreneurs in lower-income economies face even higher costs, reaching 87% of income per capita in Sub-Saharan Africa. But regardless of income levels, official incorporation fees

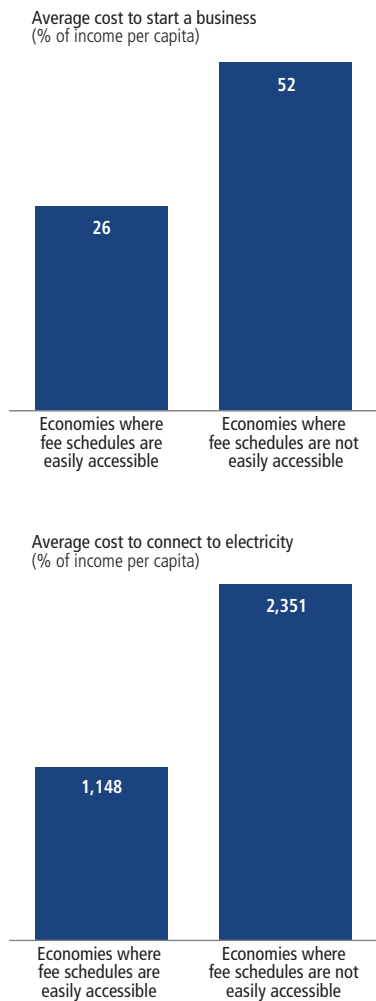
**FIGURE 8.3** Access to regulatory information is greater where democracy and political rights are greater



Note: The 176 economies in the sample are divided into 4 groups based on the accessibility of information index, and averages are taken for the economies in each group on institutionalized democracy ratings (for 2012) and political rights ratings (for 2010). Numbers in parentheses are the number of economies in each group. Relationships are significant at the 5% level after controlling for income per capita.  
 Source: Freedom House 2012; Center for Systemic Peace, Integrated Network for Societal Conflict Research; *Doing Business* database.



**FIGURE 8.4** Incorporation and electricity connection fees are lower in economies with greater disclosure of fee schedules and structures

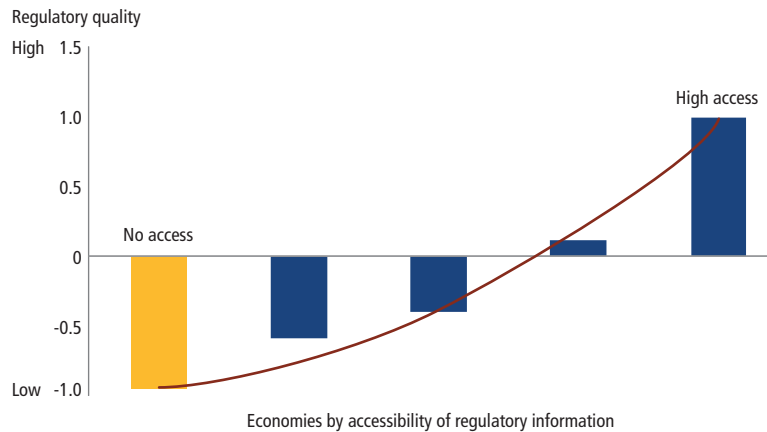


*Note:* Fee schedules are considered easily accessible if they can be obtained through the website of the relevant authority or another government agency or through public notices, without a need for a meeting with an official. The data sample includes 185 economies. Relationships are significant at the 5% level after controlling for income per capita.

*Source:* Doing Business database.

tend to be significantly lower in economies where fee schedules are easily accessible (figure 8.4).<sup>11</sup> Starting a business costs 26% of income per capita on average in economies where fee schedules are publicly available, but 52% where they are not. Similarly, getting a new electricity connection costs more than twice as much in economies where information on the connection fees is more difficult to

**FIGURE 8.5** Greater access to regulatory information is associated with greater trust in regulatory quality



*Note:* The 176 economies in the sample are divided into 5 groups based on the accessibility of information index, and averages are taken for the economies in each group on the Regulatory Quality Index ranking of the Worldwide Governance Indicators for 2009. The Regulatory Quality Index, ranging from -2.5 (weak) to 2.5 (strong), measures public perception of government’s ability to formulate and implement sound policies. Relationships are significant at the 5% level after controlling for income per capita.

*Source:* World Bank, Worldwide Governance Indicators; Doing Business database.

access. Similar results were found for the fees to register property and to obtain a construction permit.

Moreover, access to basic regulatory information is also positively associated with the trust the public places in its government. Where regulatory information is more consistently accessible, businesses perceive their government as being better able to formulate and implement sound policies and regulations that permit and promote private sector development (figure 8.5).

### CONCLUSION

A growing body of empirical research suggests that while transparency alone might not be enough to increase government accountability, it is certainly necessary.<sup>12</sup> A study of Brazilian municipalities shows that mayors are less corrupt where citizens can gain access to municipal budget reports, but only in the municipalities where electoral rules stipulate the possibility for reelection of a mayor. Where mayors cannot be reelected, access to budgetary information has no effect in reducing corruption.<sup>13</sup> Similarly, a study in India found evidence that local governments’ responsiveness

to newspaper reports on drops in food production and flood damage to crops is more pronounced where elections loom close, political competition is strong and voter turnout high.<sup>14</sup> In short, information is more powerful when it is complemented by incentives that hold officials accountable.

The data and analysis presented here suggest that easier access to regulatory information such as fee schedules is associated with greater regulatory efficiency, lower compliance costs and better regulatory quality for businesses. This seems to confirm the findings of others who have shown that more transparency and better-quality government tend to go hand in hand.<sup>15</sup>

The correlations cannot answer the question whether greater transparency might lead to better governments or whether better governments might also simply be more transparent. Yet it seems that improving transparency could at least be a good start in increasing the accountability of public agencies charged with implementing regulations. Only when citizens have access to information do they also have a chance to act on the

information and use it to pressure for greater accountability of public agents. The effort appears to be worth making, and as the data here show, it need not always be costly. Sometimes printing a simple brochure might be enough.

## NOTES

This case study was written by Carolin Geginat.

1. Amartya Sen, "Adam Smith's Market Never Stood Alone," *Financial Times*, March 11, 2009, <http://www.ft.com/>.
2. Hirschman 1970; Paul 1992; Stiglitz 2003; Kaufmann 2003.
3. *Exit and voice* are terms introduced by Hirschman (1970) in his discussion on how consumers can respond to poor-quality provision of goods and services.
4. Reinikka and Svensson 2005.
5. Akerlof 1970; Stiglitz and Weiss 1981; Hirshleifer 1980; Stigler 1971.
6. See, for example, World Bank (2004); Reinikka and Svensson (2005); Deininger and Mpuga (2005); and Besley and Burgess (2002).
7. In addition, research suggests that enterprise surveys in corrupt countries tend to understate the gravity of the corruption problem. Jensen, Li and Rahman (2010) find that enterprises in countries with less press freedom are more likely to provide no responses or false responses on the issue of corruption. Corruption is understated in such countries.
8. Fee schedules are generally made available by implementing agencies and are not part of national legislation. The accessibility of this type of regulatory information therefore speaks directly to the openness and transparency efforts of particular government agencies.
9. These economies are Botswana, the Republic of Congo, Equatorial Guinea, Eritrea, Gabon and Mauritania in Sub-Saharan Africa and Iraq in the Middle East and North Africa.
10. Geginat, Gonzalez and Saltane 2012.
11. The correlations were calculated on the basis of official regulatory compliance costs only. Bribes that might have to be paid as well in some economies are not captured by the cost estimates.
12. See Olken (2007); Besley and Burgess (2002); and Ferraz and Finan (2011).
13. Ferraz and Finan 2011.
14. Besley and Burgess 2002.
15. See, for example, Islam (2006); and Williams (2009). Islam (2006) finds that governments that are timelier in releasing important political and macroeconomic data also rank better on various measures of good governance. Using Granger causality regressions, Williams (2009) shows that the release of information by governments has a positive short-term effect on the quality of bureaucracy. The analysis uses data similar to those employed by Islam (2006) as well as measures of corruption, the size of government and education, along with trade variables as control variables.

2007 2012 2011  
 2005 2009 2004  
 2008 2006 2010 2013

- Starting a business is easiest in New Zealand, where it takes 1 procedure, 1 day, less than 1% of income per capita and no paid-in minimum capital.
- From June 2011 to June 2012 *Doing Business* recorded 36 reforms making it easier to start a business.
- Burundi made the biggest improvement in the ease of starting a business in the past year.
- Madagascar is among the economies advancing the furthest toward the frontier in regulatory practice in starting a business since 2005.
- Simplifying company registration formalities was the most common feature of business start-up reforms in the past 8 years.
- Among regions, Eastern Europe and Central Asia has improved the business start-up process the most since 2005.

For more information on good practices and research related to starting a business, visit <http://www.doingbusiness.org/data/exploretopics/starting-a-business>. For more on the methodology, see the section on starting a business in the data notes.

## Starting a business

Entrepreneurs around the world face a range of challenges. One of them is inefficient regulation. *Doing Business* measures the procedures, time, cost and paid-in minimum capital required for a small or medium-size limited liability company to start up and formally operate. To make the data comparable across 185 economies, *Doing Business* uses a standardized business that is 100% domestically owned, has start-up capital equivalent to 10 times income per capita, engages in general industrial or commercial activities and employs between 10 and 50 people within the first month of operations.

According to a recent review, evidence from several studies shows that reforms making it easier to start a formal business are associated with increases in

the number of newly registered firms and sustained gains in economic performance, including improvements in employment and productivity.<sup>1</sup> For example, in both Canada and the United States empirical research finds that economic growth is driven by the entry of new formal businesses rather than by the growth of existing firms.<sup>2</sup> In Mexico the number of registered businesses increased by 5% and employment by 2.2% after business registration was simplified in different municipalities.<sup>3</sup>

### WHO REFORMED IN STARTING A BUSINESS IN 2011/12?

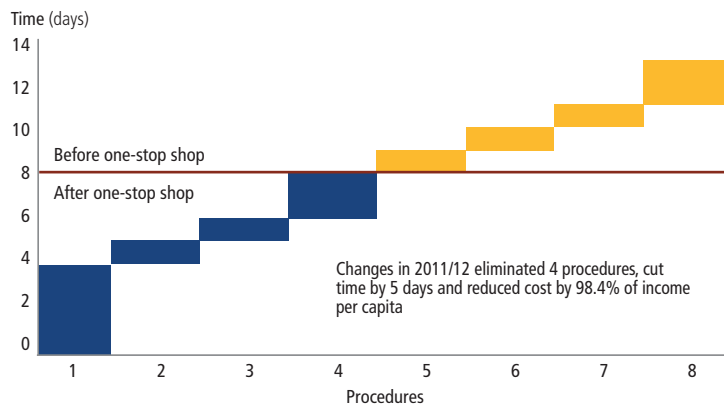
In 2011/12, 36 economies made it easier to start a business (table 9.1). Five others made the process more difficult. Among those making it easier, some created online

TABLE 9.1 Who made starting a business easier in 2011/12—and what did they do?

Feature	Economies	Some highlights
Simplified registration formalities (seal, publication, notarization, inspection, other requirements)	Albania; Benin; Bulgaria; Burundi; China; Colombia; Comoros; Democratic Republic of Congo; Republic of Congo; Lesotho; FYR Macedonia; Netherlands; Romania; Slovak Republic; Tanzania; Togo; Ukraine; Uzbekistan; Vietnam	Albania made the notarization of incorporation documents optional, cutting procedures by 1, time by 1 day and cost by 7% of income per capita. The Netherlands eliminated the requirement for a declaration of nonobjection before incorporation, cutting procedures by 1, time by 3 days and cost by €91.
Abolished or reduced minimum capital requirement	Kazakhstan; Kosovo; Mexico; Mongolia; Morocco; Norway; Serbia	Mexico eliminated its minimum capital requirement for limited liability companies. Norway reduced its requirement by 70%.
Created or improved one-stop shop	Burundi; Chad; Guinea; Lao PDR; Lesotho; Madagascar; Thailand	Guinea created a one-stop shop for business start-up, cutting 6 procedures and 5 days from the start-up process.
Cut or simplified postregistration procedures (tax registration, social security registration, licensing)	Costa Rica; Sri Lanka; United Arab Emirates	Sri Lanka computerized and expedited the process of obtaining registration numbers with the Employees Provident Fund and Employees Trust Fund. This cut time by 29 days.
Introduced or improved online procedures	Ireland; Lithuania	Ireland introduced an online facility for business registration, reducing time by 3 days and cost by a third.

Source: *Doing Business* database.

FIGURE 9.1 Burundi made starting a business easier in 2011/12 by setting up a one-stop shop



Source: *Doing Business* database.

services and standard registration documents, which go a long way in facilitating swift and legally sound incorporation.

Lithuania introduced an online facility for business registration. Sri Lanka computerized and expedited the process of obtaining registration numbers with the social security agencies. Other economies—including Mongolia and Serbia—eliminated the paid-in minimum capital requirement. Norway reduced it. To encourage entrepreneurship among youth, Italy created a new type of limited liability company with a simplified incorporation process for people under age 35. Now it is working to extend this option to all entrepreneurs.

Globally, Burundi improved the most in the ease of starting a business in the past year. The government reduced tax registration costs and created a one-stop shop at the Burundi Revenue Authority, bringing together representatives from several agencies involved in the business start-up process (figure 9.1).

### WHAT HAVE WE LEARNED FROM 8 YEARS OF DATA?

In the past 8 years *Doing Business* recorded 368 business registration reforms in 149 economies (figure 9.2). Globally since 2005, the average time to start a business has fallen from 50 days to 30—and in low-income economies the average has been reduced by half. Many economies

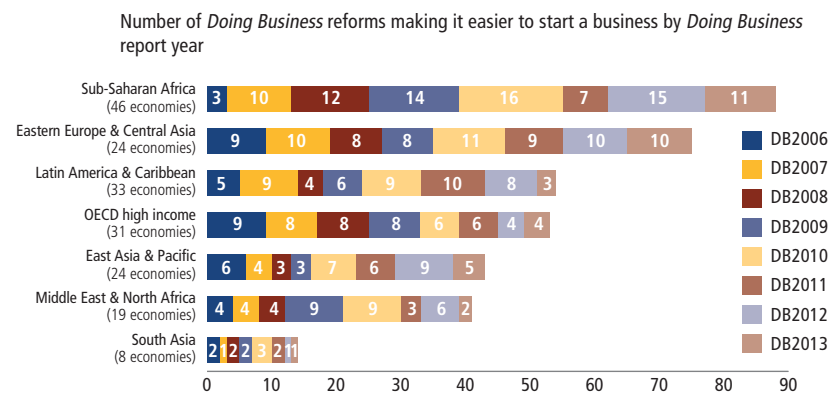
have abolished the paid-in minimum capital requirement (figure 9.3).

In 2005 only 2 low-income economies made it easier to start a business. Seven years later 9 did so. As a result, today 2 low- or lower-middle-income economies rank among the top 10 globally on the ease of starting a business (table 9.2).

Madagascar is among the economies advancing furthest toward the frontier in regulatory practice in starting a business since 2005 (table 9.3). This is thanks to 6 reforms making business start-up easier. The country set up a one-stop shop and improved its services over time. It also simplified registration formalities and the publication requirement. Finally, it reduced and then progressively eliminated the paid-in minimum capital requirement. Other economies also made steady progress over time: Guinea-Bissau and Tajikistan both implemented a one-stop shop and simplified business registration procedures.

Introducing information and communication technology has been a common feature of start-up reforms, and today 106 economies use it for services ranging from name search to full online business registration. Of these, more than 40 offer electronic registration services. Several economies with the fastest business start-up offer electronic

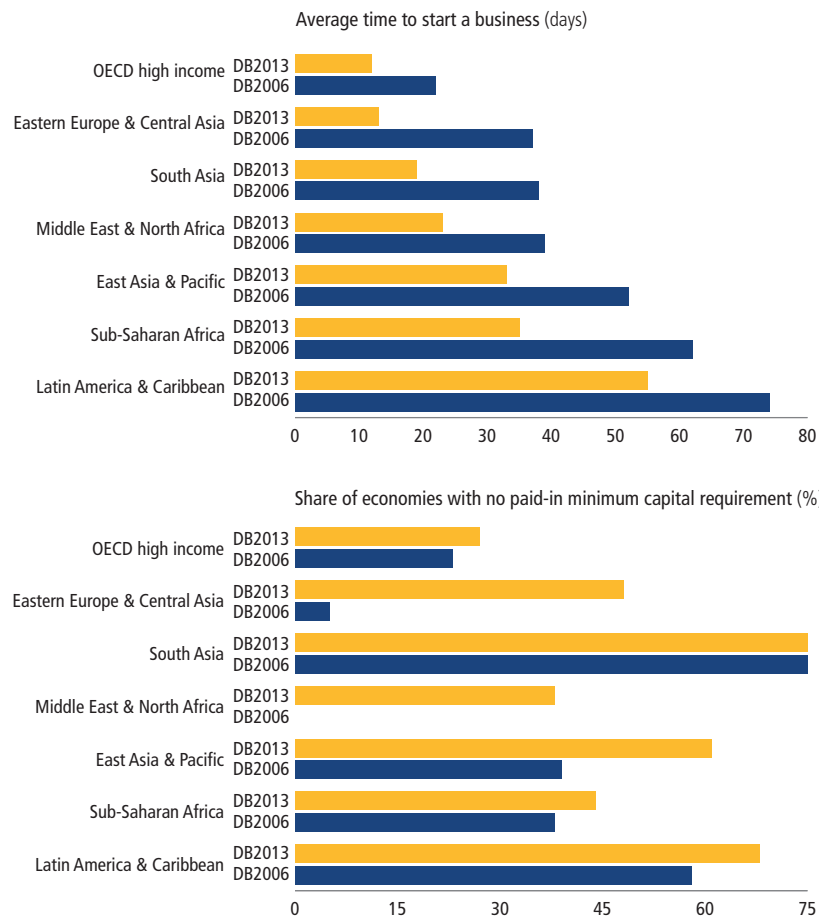
FIGURE 9.2 Sub-Saharan Africa and Eastern Europe & Central Asia still lead in start-up reforms



Note: An economy can be considered to have only 1 *Doing Business* reform per topic and year. The data sample for DB2006 (2005) includes 174 economies. The sample for DB2013 (2012) also includes The Bahamas, Bahrain, Barbados, Brunei Darussalam, Cyprus, Kosovo, Liberia, Luxembourg, Malta, Montenegro and Qatar, for a total of 185 economies.

Source: *Doing Business* database.

FIGURE 9.3 Worldwide, big cuts in the time and paid-in minimum capital requirement to start a business



Note: To ensure an accurate comparison, the figure shows data for the same sample of 174 economies for both DB2006 (2005) and DB2013 (2012) and uses the regional classifications that apply in 2012. The economies added to the *Doing Business* sample after 2005 and therefore excluded here are The Bahamas, Bahrain, Barbados, Brunei Darussalam, Cyprus, Kosovo, Liberia, Luxembourg, Malta, Montenegro and Qatar. DB2006 data are adjusted for any data revisions and changes in methodology.

Source: *Doing Business* database.

registration—New Zealand, Australia, Singapore, Canada, Portugal, Denmark and Estonia (table 9.4). And online services are increasingly being offered in developing economies.

Eighty-eight economies have some sort of one-stop shop for business registration, including the 58 that established

or improved theirs in the past 8 years. Ninety-one economies require no paid-in minimum capital, and many others have lowered the requirement. The average paid-in minimum capital requirement has fallen from 183% of income per capita to only 44% since 2005.

TABLE 9.2 Where is starting a business easiest—and where most difficult?

Easiest	RANK	Most difficult	RANK
New Zealand	1	Côte d'Ivoire	176
Australia	2	Iraq	177
Canada	3	Suriname	178
Singapore	4	West Bank and Gaza	179
Macedonia, FYR	5	Congo, Rep.	180
Hong Kong SAR, China	6	Chad	181
Georgia	7	Equatorial Guinea	182
Rwanda	8	Eritrea	183
Belarus	9	Haiti	183
Ireland	10	Djibouti	185

Note: Rankings are the average of the economy's rankings on the procedures, time, cost and paid-in minimum capital for starting a business. See the data notes for details. Economies shown with the same number are tied in the ranking.

Source: *Doing Business* database.

TABLE 9.3 Who has narrowed the distance to frontier in starting a business the most since 2005?

Most improved	Improvement in distance to frontier (percentage points)
Guinea-Bissau	63 (0→63)
Yemen, Rep.	57 (17→74)
Tajikistan	55 (30→85)
Angola	53 (7→60)
Madagascar	52 (43→95)
Saudi Arabia	50 (31→81)
Egypt, Arab Rep.	46 (42→88)
Timor-Leste	45 (16→61)
Mali	41 (26→67)
Mozambique	41 (40→81)

Note: The distance to frontier measure shows how far on average an economy is from the best performance achieved by any economy on each *Doing Business* indicator since 2005—in this case for the starting a business indicators. The measure is normalized to range between 0 and 100, with 100 representing the best performance (the frontier). The data refer to the 174 economies included in *Doing Business 2006* (2005). Eleven economies were added in subsequent years. The first column lists the top 10 most improved economies in order; the second shows the absolute improvement in the distance to frontier between 2005 and 2012.

Source: *Doing Business* database.

TABLE 9.4 Who makes starting a business easy—and who does not?

Procedures (number)				Cost (% of income per capita)			
Fewest		Most		Least		Most	
Canada	1	Honduras	13	Slovenia	0.0	Côte d'Ivoire	130.0
New Zealand	1	Suriname	13	Denmark	0.2	Ethiopia	135.3
Australia	2	Algeria	14	Ireland	0.3	Micronesia, Fed. Sts.	144.2
Georgia	2	Argentina	14	South Africa	0.3	Comoros	150.0
Kyrgyz Republic	2	Bolivia	15	Canada	0.4	Djibouti	150.7
Macedonia, FYR	2	Brunei Darussalam	15	New Zealand	0.4	Gambia, The	158.7
Madagascar	2	Uganda	15	Sweden	0.5	Central African Republic	172.6
Rwanda	2	Philippines	16	Singapore	0.6	Chad	202.0
Slovenia	2	Venezuela, RB	17	Kazakhstan	0.6	Congo, Dem. Rep.	284.7
Armenia	3	Equatorial Guinea	18	Australia	0.7	Haiti	286.6

Time (days)				Paid-in minimum capital		
Fastest		Slowest		Most	% of income per capita	US\$
New Zealand	1	Zimbabwe	90	Chad	289	1,997
Australia	2	Lao PDR	92	Guinea	325	1,428
Georgia	2	Timor-Leste	94	Mauritania	328	3,279
Macedonia, FYR	2	Brunei Darussalam	101	Mali	332	2,025
Hong Kong SAR, China	3	Haiti	105	Guinea-Bissau	338	2,028
Rwanda	3	Brazil	119	Burkina Faso	354	2,017
Singapore	3	Equatorial Guinea	135	Togo	366	2,047
Albania	4	Venezuela, RB	144	Djibouti	384	5,627
Belgium	4	Congo, Rep.	161	Central African Republic	444	2,087
Canada	5	Suriname	694	Niger	573	2,062

Note: Ninety-one economies have no paid-in minimum capital requirement.

Source: Doing Business database.

## NOTES

This topic note was written by Karim O. Belayachi, Paula Garcia Serna, Hussam Hussein and Frédéric Meunier.

1. Motta, Oviedo and Santini 2010.
2. Klapper and Love 2011b.
3. Bruhn 2011.

2007 2012 2011  
 2005 2009 2004  
 2008 2006 2010 2013

- Dealing with construction permits is easiest in Hong Kong SAR, China, where it takes 6 procedures and 67 days to complete this process.
- From June 2011 to June 2012 *Doing Business* recorded 20 reforms making it easier to deal with construction permits.
- Taiwan, China, made the biggest improvement in the ease of dealing with construction permits in the past year.
- FYR Macedonia has advanced the furthest toward the frontier in regulatory practice in construction permitting since 2005.
- Among regions, Eastern Europe and Central Asia has made the biggest improvements in the ease of dealing with construction permits since 2005.
- Introducing or improving one-stop shops was among the most common features of construction permitting reforms in the past 8 years.

For more information on good practices and research related to dealing with construction permits, visit <http://www.doingbusiness.org/data/exploretopics/dealing-with-construction-permits>. For more on the methodology, see the section on dealing with construction permits in the data notes.

## Dealing with construction permits

Construction regulation matters for public safety. If procedures are too complicated or costly, builders tend to proceed without a permit.<sup>1</sup> By some estimates 60–80% of building projects in developing economies are undertaken without the proper permits and approvals.<sup>2</sup> Construction regulation also matters for the health of the building sector and the economy as a whole. According to a recent study, the construction industry accounts on average for 6.5% of GDP in OECD economies.<sup>3</sup> Good regulations help ensure the safety standards that protect the public while making the permitting process efficient, transparent and affordable.

To measure the ease of dealing with construction permits, *Doing Business* records the procedures, time and cost required for a small to medium-size business to obtain all the necessary approvals to build a simple commercial warehouse and connect it to water, sewerage and a fixed telephone line (table 10.1). The case study includes all types of inspections and certificates needed before, during and after construction of the warehouse. To make the data comparable across 185 economies, the case study assumes that the warehouse is located in the periurban area of the largest business city, is not in a special economic or industrial zone and will be used for general storage activities.

### WHO REFORMED IN DEALING WITH CONSTRUCTION PERMITS IN 2011/12?

From June 2011 to June 2012 *Doing Business* recorded 20 reforms making it easier to deal with construction permits (table 10.2). Six others made the process

TABLE 10.1 Where is dealing with construction permits easiest—and where most difficult?

Easiest	RANK	Most difficult	RANK
Hong Kong SAR, China	1	Montenegro	176
Singapore	2	Azerbaijan	177
Georgia	3	Russian Federation	178
Marshall Islands	4	Serbia	179
St. Vincent and the Grenadines	5	Tajikistan	180
New Zealand	6	China	181
Bahrain	7	India	182
Denmark	8	Ukraine	183
Taiwan, China	9	Albania <sup>a</sup>	185
Grenada	10	Eritrea <sup>a</sup>	185

Note: Rankings are the average of the economy's rankings on the procedures, time and cost to comply with formalities to build a warehouse. See the data notes for details.

a. Albania and Eritrea are both "no practice" economies with barriers preventing private builders from legally obtaining a building permit. They are tied in the ranking.

Source: *Doing Business* database.

longer and costlier. East Asia and the Pacific, Latin America and the Caribbean, OECD high-income economies and Sub-Saharan Africa had the largest number making it easier, all with 4, followed by Eastern Europe and Central Asia with 3 and South Asia with 1. The Middle East and North Africa implemented no major regulatory improvements in the area of dealing with construction permits in 2011/12.

Taiwan, China, made the biggest improvement in the ease of dealing with construction permits in the past year (figure 10.1). By early 2012 the city of Taipei had finished implementing a single window for preconstruction approvals and



**TABLE 10.2** Who made dealing with construction permits easier in 2011/12— and what did they do?

Feature	Economies	Some highlights
Streamlined procedures	Burundi; China; Costa Rica; Netherlands; Panama; Peru; Portugal; Russian Federation	Burundi eliminated the requirement to obtain a clearance from the Ministry of Health and reduced the cost of the geotechnical study.
Reduced time for processing permit applications	Benin; Burundi; Greece; India; Malaysia; Norway; Portugal	India implemented strict time limits at the municipality for processing building permits.
Introduced or improved one-stop shop	Brunei Darussalam; Malaysia; Taiwan, China	Taiwan, China, introduced a risk-based, self-regulatory inspection system and improved operational features of its one-stop shop for building permits.
Reduced fees	Republic of Congo; Guinea; Montenegro	The Republic of Congo reduced the cost of first-time registration of the building.
Improved electronic platforms or online services	Costa Rica; Netherlands	The Netherlands merged several types of approvals and implemented online application systems.
Introduced risk-based approvals	Guatemala; Turkey	Guatemala introduced a risk-based approval system for building permits.

Source: Doing Business database.

another for postconstruction approvals in its one-stop shop. In addition, authorities issued new rules on private inspections. These allow builders to perform inspections during the construction of lower-risk commercial buildings with fewer than 5 floors. The changes eliminated 14 procedures and 31 days from the process of dealing with construction permits.

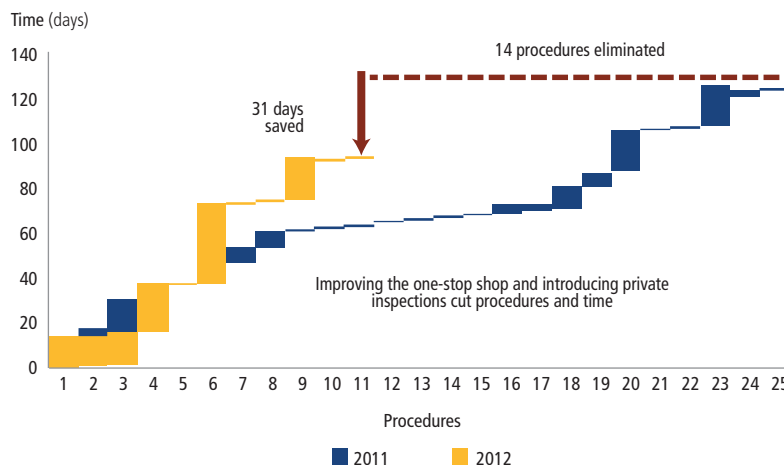
## WHAT HAVE WE LEARNED FROM 8 YEARS OF DATA?

In the past 8 years 83 economies around the world implemented 146 reforms

making it easier to deal with construction permits (figure 10.2). Eastern Europe and Central Asia had the most, with 39, followed by Sub-Saharan Africa (33), Latin America and the Caribbean (22), OECD high-income economies (22), East Asia and the Pacific (16), the Middle East and North Africa (13) and South Asia (1).

Economies in Eastern Europe and Central Asia have achieved the biggest time savings since 2005, reducing the time to deal with construction permits by 88 days on average (figure 10.3).

**FIGURE 10.1** Taiwan, China, made dealing with construction permits faster and easier



Source: Doing Business database.

**TABLE 10.3** Who makes dealing with construction permits easy—and who does not?

Procedures (number)			
Fewest		Most	
Hong Kong SAR, China	6	Azerbaijan	28
New Zealand	6	Guinea	29
St. Lucia	7	Philippines	29
Sweden	7	Poland	29
Colombia	8	Kazakhstan	32
Denmark	8	Czech Republic	33
Jamaica	8	El Salvador	33
Spain	8	India	34
St. Vincent and the Grenadines	8	Malaysia	37
Thailand	8 <sup>a</sup>	Russian Federation	42

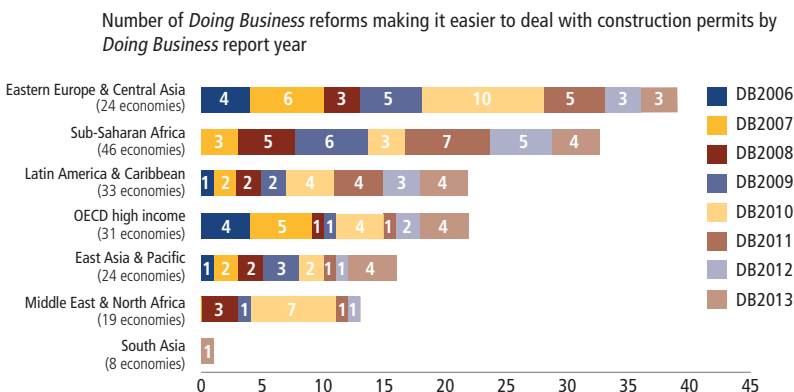
Time (days)			
Fastest		Slowest	
Singapore	26	Mozambique	377
United States	27	Venezuela, RB	381
Korea, Rep.	29	Barbados	416
Bahrain	43	Suriname	461
Colombia	46	Brazil	469
United Arab Emirates	46	Côte d'Ivoire	475
Vanuatu	54	Zimbabwe	614
Qatar	62	Cambodia	652
Finland	66	Cyprus	677
Hong Kong SAR, China	67	Haiti	1,129

Cost (% of income per capita)			
Least		Most	
Qatar	1.1	Congo, Dem. Rep.	1,582.7
Brunei Darussalam	4.0	Niger	1,612.8
Trinidad and Tobago	5.3	Zambia	1,679.1
St. Kitts and Nevis	5.4	Burundi	1,911.9
Hungary	5.7	Djibouti	2,023.6
Slovak Republic	7.3	Mauritania	2,796.6
Palau	7.6	Kosovo	2,986.0
Dominica	7.6	Afghanistan	4,308.6
Maldives	8.2	Zimbabwe	4,423.4
Barbados	8.3	Chad	5,106.8

a. Five other economies also have 8 procedures for dealing with construction permits: Belize, Grenada, Guyana, Maldives and the Marshall Islands.

Source: Doing Business database.

**FIGURE 10.2 Eastern Europe and Central Asia keeps up its fast pace in construction permitting reforms**



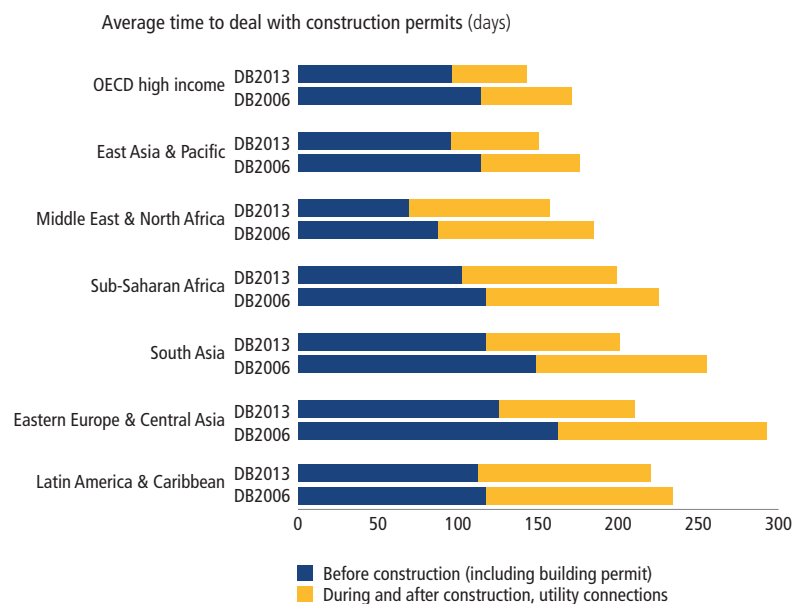
Note: An economy can be considered to have only 1 *Doing Business* reform per topic and year. The data sample for DB2006 (2005) includes 174 economies. The sample for DB2013 (2012) also includes The Bahamas, Bahrain, Barbados, Brunei Darussalam, Cyprus, Kosovo, Liberia, Luxembourg, Malta, Montenegro and Qatar, for a total of 185 economies.

Source: *Doing Business* database.

Among the most difficult changes to implement is the introduction or improvement of a one-stop shop. Construction approval systems usually involve many different agencies. To prevent overlap in their roles and ensure efficiency, many economies have opted to put representatives from many agencies in a single

location. These one-stop shops improve the organization of the review process—not by reducing the number of checks needed but by better coordinating the efforts of the agencies involved. In the past 8 years 18 regulatory reforms were implemented to set up or improve one-stop shops, including the efforts made

**FIGURE 10.3 Biggest time savings in Eastern Europe and Central Asia**



Note: To ensure an accurate comparison, the figure data includes 172 practice economies for both DB2006 (2005) and DB2013 (2012) and uses the regional classifications that apply in 2012. The economies added to the *Doing Business* sample after 2005 and therefore excluded here are The Bahamas, Bahrain, Barbados, Brunei Darussalam, Cyprus, Kosovo, Liberia, Luxembourg, Malta, Montenegro and Qatar. DB2006 data are adjusted for any data revisions and changes in methodology.

Source: *Doing Business* database.

**TABLE 10.4 Who has narrowed the distance to frontier in dealing with construction permits the most since 2005?**

Most improved	Improvement in distance to frontier (percentage points)
Macedonia, FYR	46 (36→82)
Kyrgyz Republic	42 (39→81)
Tajikistan	41 (11→52)
Burkina Faso	39 (43→82)
Nigeria	34 (44→78)
Georgia	31 (61→92)
Equatorial Guinea	30 (45→75)
Hong Kong SAR, China	30 (67→97)
Guatemala	26 (51→77)
São Tomé and Príncipe	26 <sup>a</sup> (53→79)

Note: The distance to frontier measure shows how far on average an economy is from the best performance achieved by any economy on each *Doing Business* indicator since 2005—in this case for the dealing with construction permits indicators. The measure is normalized to range between 0 and 100, with 100 representing the best performance (the frontier). The data refer to the 174 economies included in *Doing Business 2006* (2005). Eleven economies were added in subsequent years. The first column lists the top 10 most improved economies in order; the second shows the absolute improvement in the distance to frontier between 2005 and 2012.

a. The Democratic Republic of Congo and Croatia also have an improvement of 26 percentage points.

Source: *Doing Business* database.

by Brunei Darussalam, Malaysia and Taiwan, China, in 2011/12. The 2 regions with the most such reforms are East Asia and the Pacific (with 5) and Eastern Europe and Central Asia (with 5).

Introducing risk-based approval systems is also a complex yet important change. Not all building projects are associated with the same economic or environmental risks. It therefore makes sense to differentiate construction permitting processes to treat buildings according to their risk level and location. This saves time for both entrepreneurs and authorities and allows them to direct their efforts and resources more efficiently. Seventeen regulatory reforms introduced risk-based approvals

in the past 8 years, including those in Guatemala and Turkey in 2011/12. Eastern Europe and Central Asia led the way with 7 such reforms, followed by Latin America and the Caribbean with 4.

Many economies have gone particularly far in closing the gap with the most efficient regulatory systems for dealing with construction permits, such as those in Hong Kong SAR, China, and Georgia (table 10.3). Those making the greatest progress toward the frontier in regulatory practice in this area have been able to do so thanks to a continual effort to

improve regulations. FYR Macedonia has advanced the furthest toward this frontier since 2005 (table 10.4).

Authorities in Skopje implemented 4 reforms making it easier to deal with construction permits, including passing new construction laws, privatizing part of the inspection process and reducing several fees. The changes made a difference for builders in FYR Macedonia. In 2005 complying with all regulatory requirements for constructing the standard warehouse took 20 procedures and 244 days and cost the equivalent of 2,439% of income

per capita. Today it takes 10 procedures and 117 days and costs 518% of income per capita.

---

## NOTES

This topic note was written by Marie Lily Delion, Anastasia Shegay, Alejandro Espinosa-Wang and Yucheng Zheng.

1. Moullier 2009.
2. De Soto 2000.
3. OECD 2010.

2007 2012 2011  
 2005 2009 2004  
 2008 2006 2010 2013

- Getting an electricity connection is easiest in Iceland, where it takes 4 procedures and 22 days.
- From June 2011 to June 2012 *Doing Business* recorded 13 reforms making it easier to get electricity.
- Armenia made the biggest improvement in the ease of getting electricity in the past year.
- Vanuatu and The Gambia have advanced the furthest in narrowing the gap with the most efficient regulations governing electricity connections since 2010.
- Sub-Saharan Africa, the region where improvements are most needed, leads in the number of reforms making electricity regulations more business-friendly.

For more information on good practices and research related to getting electricity, visit <http://www.doingbusiness.org/data/exploretopics/getting-electricity>. For more on the methodology, see the section on getting electricity in the data notes.

## Getting electricity

Infrastructure services, particularly electricity, are a concern for businesses around the world. World Bank Enterprise Surveys show that managers in 109 economies, 71 of them low or lower middle income, consider electricity to be among the biggest constraints to their business. In addition, managers estimate losses due to power outages at an average 5.1% of annual sales.<sup>1</sup>

*Doing Business* measures the procedures, time and cost for a small to medium-size business to get a new electricity connection for a warehouse. To make the data comparable across 185 economies, *Doing Business* uses a standardized case study of a newly established warehouse requiring a connection 150 meters long and with a power need of 140 kilovolt-amperes (kVA). The warehouse is assumed to be located in the largest business city, in an area where warehouses usually locate and electricity is most easily available.

### WHO REFORMED IN GETTING ELECTRICITY IN 2011/12?

Economies where getting an electricity connection is easy have several good practices in common (table 11.1). Other economies are adopting some of these practices. From June 2011 to June 2012 *Doing Business* recorded 13 reforms that made getting electricity easier (table 11.2). Two economies introduced changes that made connections costlier.

Improving process efficiency within the utility and streamlining approvals with other public agencies are the most common features of reforms making it easier to get electricity. These are also among the most effective ways to reduce

TABLE 11.1 Where is getting electricity easiest—and where most difficult?

Easiest	RANK	Most difficult	RANK
Iceland	1	Sierra Leone	176
Germany	2	Kyrgyz Republic	177
Korea, Rep.	3	Nigeria	178
Hong Kong SAR, China	4	Malawi	179
Singapore	5	Senegal	180
Taiwan, China	6	Tajikistan	181
United Arab Emirates	7	Guinea-Bissau	182
Switzerland	8	Madagascar	183
Sweden	9	Russian Federation	184
Thailand	10	Bangladesh	185

Note: Rankings are the average of the economy's rankings on the procedures, time and cost to get an electricity connection. See the data notes for details.

Source: *Doing Business* database.

connection delays and the duplication of formalities. In Canada a more efficient process for obtaining the excavation permit and materials needed for the connection reduced the time to get a new electricity connection by 26 days. In Indonesia in 2011 the utility PT PLN set up a call center enabling customers to request a new electricity connection by phone. It further simplified the application process by eliminating the requirement to bring in a copy of a neighbor's bill to help determine the exact address of the new customer's business.

As these examples show, small adjustments can lead to big gains in time and efficiency. Other economies have adopted broader approaches. Armenia and Georgia streamlined procedures and revised connection costs through several amendments to the regulations

TABLE 11.2 Who made getting electricity easier in 2011/12—and what did they do?

Feature	Economies	Some highlights
Improved process efficiency	Canada; Indonesia; Italy; Liberia; Mexico; Namibia; United Arab Emirates	In Italy the utility Acea Distribuzione reorganized its departmental workflow, increasing efficiency and reducing the time to complete external connection works. In Liberia the materials needed for an electricity connection are now readily available in the utility's stock, reducing the time to obtain a connection. The purchase of materials was facilitated by increased donor funding.
Streamlined approval process	Angola; Armenia; Georgia; Guinea	In Armenia the Public Services Regulatory Commission adopted resolutions giving customers more technical options for connecting to electricity. As a result, customers no longer have to wait for a permit from the State Energy Inspectorate. The commission also revised its fee structure, reducing the costs customers pay for a new connection.
Improved regulation of connection costs and processes	Republic of Korea; Rwanda	In Rwanda the installation cost that a customer must pay the Energy, Water and Sanitation Authority for the external connection works was reduced from 30% of the materials cost to 15% when the customer provides the materials.

Source: Doing Business database.

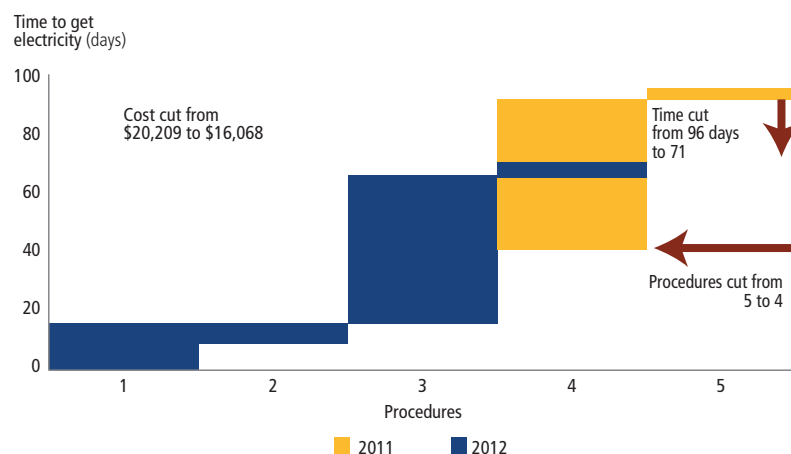
governing the process of connecting new customers. In Armenia the new connection process eliminated 1 procedure while a revised fee structure reduced the cost of new connections. In Georgia the National Commission on Energy and Water Regulation, through a resolution adopted in November 2011, also introduced a new process and a revised fee structure. The changes reduced the number of procedures by 1, the time by a quarter and the cost by a fifth (figure 11.1).

In the United Arab Emirates the Dubai Electricity and Water Authority introduced a “one window, one step” application for getting electricity as the latest

enhancement to its SAP system. The new system allows customers to both submit and track their application online. It also streamlines their interactions with the utility and with their electrical contractor by offering a single interface. Implementation of the new system reduced the time to get a new connection by 15 days.

Other utilities have reduced connection costs and wait times by improving procurement practices. The Liberia Electricity Corporation reduced the time to get a new connection by 120 days by ensuring that the materials needed for the connection are readily available in its stock. The utility of the Namibian city of Windhoek

FIGURE 11.1 Georgia made obtaining an electricity connection faster and cheaper



Source: Doing Business database.

TABLE 11.3 Who makes getting electricity easy—and who does not?

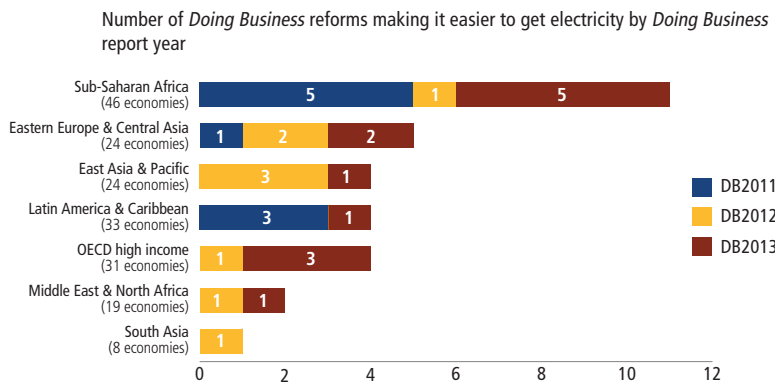
Procedures (number)			
Fewest		Most	
Comoros	3	Nigeria	8
Germany	3	Senegal	8
Japan	3	Sierra Leone	8
Micronesia, Fed. Sts.	3	Azerbaijan	9
St. Vincent and the Grenadines	3	Bangladesh	9
Sweden	3	Mozambique	9
Switzerland	3	Tajikistan	9
Timor-Leste	3	Uzbekistan	9
Afghanistan	4	Russian Federation	10
Iceland	4	Ukraine	11

Time (days)			
Fastest		Slowest	
Germany	17	Cyprus	247
St. Kitts and Nevis	18	Hungary	252
Iceland	22	Nigeria	260
Austria	23	Czech Republic	279
Taiwan, China	24	Russian Federation	281
St. Lucia	25	Ukraine	285
Korea, Rep.	28	Bangladesh	404
Rwanda	30	Madagascar	450
Chile	31	Guinea-Bissau	455
Puerto Rico (U.S.)	32	Liberia	465

Cost (% of income per capita)			
Least		Most	
Japan	0.0	Djibouti	7,776.4
Hong Kong SAR, China	1.6	Guinea	8,377.7
Qatar	3.9	Malawi	8,854.9
Norway	6.5	Madagascar	9,056.7
Trinidad and Tobago	6.6	Chad	11,017.6
Australia	8.7	Central African Republic	12,603.6
Panama	13.6	Burkina Faso	12,662.0
Israel	13.8	Benin	14,343.1
Uruguay	14.3	Burundi	21,481.7
Iceland	14.9	Congo, Dem. Rep.	27,211.6

Source: Doing Business database.

FIGURE 11.2 Sub-Saharan Africa had the most reforms in getting electricity in the past 3 years



Note: An economy can be considered to have only 1 *Doing Business* reform per topic and year. The data sample for DB2011 (2010) includes 176 economies. The sample for DB2013 (2012) includes a total of 185 economies.

Source: *Doing Business* database.

took several steps aimed at reducing connection times and costs. First, the utility created a new template for calculating commodity prices, enabling it to provide customers with a cost estimate for a new connection more easily and thus more quickly. Second, the utility selected a more effective, efficient and experienced civil contractor through an open tender process. Together, these 2 measures reduced the connection time by 17 days. Finally, the utility began acquiring materials and equipment through an open tender process held every 2 years. This led to more competition and lower prices, reducing the connection cost by 77.8% of income per capita.

Many economies put an emphasis on making it easier to get a connection to the distribution network as a way to increase the electrification rate and stimulate business growth. Rwanda is an example. Its process for obtaining a connection is among the fastest in the world (table 11.3). The government improved it further by reducing installation costs. Customers still provide the materials for the connection, but rather than paying an additional 30% of that cost to the utility for installation, they now pay only half that.

### WHAT WERE THE TRENDS IN THE PAST 3 YEARS?

In the past 3 years 30 economies around the world implemented 31

regulatory reforms making it easier to get a new electricity connection. Sub-Saharan Africa accounts for the largest number of such reforms, with 11. Eastern Europe and Central Asia follows (figure 11.2). Among the most common and effective features of regulatory reforms in this area have been improving process efficiency within the utility, streamlining procedures and approvals with other public agencies, making information on connection fees and costs more readily available to customers, regulating the electrical profession to ensure the quality

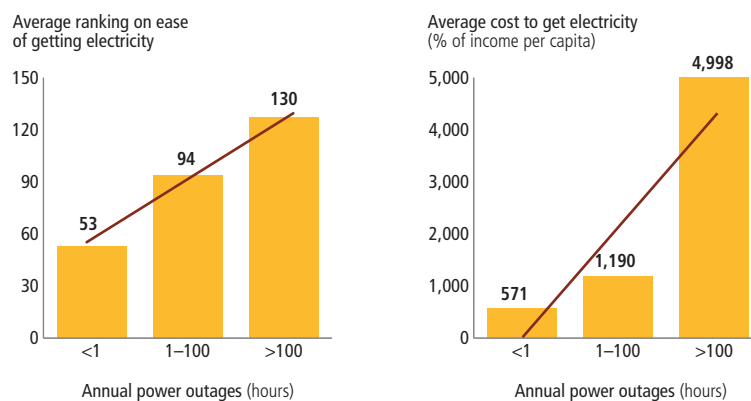
TABLE 11.4 Who has narrowed the distance to frontier in getting electricity the most since 2010?

Most improved	Improvement in distance to frontier (percentage points)
Vanuatu	19 (48→67)
Gambia, The	17 (46→63)
Central African Republic	15 (13→28)
Zimbabwe	13 (40→53)
Afghanistan	12 (55→67)
Latvia	12 (61→73)
Georgia	12 (72→84)
Kyrgyz Republic	11 (33→44)
Congo, Rep.	11 (35→46)
Angola	10 (55→65)

Note: The distance to frontier measure shows how far on average an economy is from the best performance achieved by any economy on each *Doing Business* indicator—in this case for the getting electricity indicators since 2010. The measure is normalized to range between 0 and 100, with 100 representing the best performance (the frontier). The data refer to the 176 economies included in the getting electricity sample in 2010. Nine economies were added in subsequent years. The first column lists the top 10 most improved economies in order; the second shows the absolute improvement in the distance to frontier between 2010 and 2012.

Source: *Doing Business* database.

FIGURE 11.3 In economies where utilities make the connection process cheap and efficient, supply is likely to be more reliable



Note: Data refer to outages per low- or medium-voltage customer in the largest business city. The sample includes 86 economies. South Asia is excluded because of lack of data. Relationships in the first graph are significant at the 5% level after controlling for income per capita. Relationships in the second graph are significant at the 1% level after controlling for income per capita.

Source: *Doing Business* database.

of internal wiring and lessening the burden of security deposits.

Making it easier to get an electricity connection pays off. Since 2010 Vanuatu and The Gambia have advanced the furthest in narrowing the gap with the regulatory systems of economies with the most efficient practices in connecting new customers (table 11.4).

### WHAT DO THE INDICATORS SUGGEST ABOUT QUALITY OF SUPPLY?

Studies have shown that poor electricity supply adversely affects the productivity of firms and the investments they make in their productive capacity.<sup>2</sup> It is therefore essential for businesses to have reliable, good-quality electricity supply. But whether electricity supply is reliable or not, the first step for customers is to get a new connection, the process measured by the getting electricity indicators. This process represents only a small part of electricity services. Yet the indicators offer information on a number of issues for which data were previously unavailable, complementing indicators measuring such outcomes as outages.

Analysis of data for 140 economies suggests that the getting electricity indicators can serve as a useful proxy for the broader performance of the electricity sector.<sup>3</sup> Greater time and cost to get an electricity connection are associated with lower electrification rates. Additional connection procedures are more likely to occur in economies where the electricity supply is weak as a result of high losses in the transmission and distribution systems. New analysis of data for 86 economies suggests that where utilities make the connection process cheap and efficient as measured by the getting electricity indicators, supply is likely to be more reliable as measured by the total hours of power outages per customer per year (figure 11.3).<sup>4</sup>

---

#### NOTES

This topic note was written by Maya Choueiri, Caroline Frontigny, Anastasia Shegay, Jayashree Srinivasan and Susanne Szymanski.

1. The surveys are for various years in 2002-10. The data sample includes 113 economies.
2. Calderon and Servén 2003; Dollar, Hallward-Driemeier and Mengistae 2006; Reinikka and Svensson 1999; Eifert 2007; Iimi 2011.

3. This analysis, by Geginat and Ramalho (2010), was done in 2009, when the data sample for the getting electricity indicators included only 140 economies. For 2012 the indicators cover 185 economies.
4. The price paid by a customer to get a new connection is not necessarily a measure of the operational performance of the electricity utility but of the existing regulatory framework and the policy to expand electricity access (partial or total subsidization of the costs incurred to build the connection). Besides efficient distribution companies, generation capacity and proper transmission infrastructure also play a critical part in reducing power outages.

The analysis was based on data collected from distribution utilities and regulators on the total hours of outages per customer in the largest business city. The analysis distinguished connection type by low or medium voltage (based on the getting electricity case study) and outages for the respective voltage level. The data analysis included the System Average Interruption Duration Index (SAIDI), the System Average Interruption Frequency Index (SAIFI) and the Customer Average Interruption Duration Index (CAIDI). Many utilities do not use these measures but provided other indices and statistics on power outages.



2007 2012 2011  
 2005 2009 2004  
 2008 2006 2010 2013

## Registering property

- As measured by *Doing Business*, registering property is easiest in Georgia.
- From June 2011 to June 2012 *Doing Business* recorded 17 reforms making it easier to register property.
- Malaysia made the biggest improvement in the ease of registering property in the past year.
- Angola, Burkina Faso, Côte d'Ivoire, Mauritius, Rwanda and Sierra Leone rank among the 10 economies making the biggest improvements since 2005, giving Sub-Saharan Africa the largest representation in this group.
- Economies making effective cuts in the procedures to register property have centralized procedures in a single agency. And they use information and communication technology or better caseload management systems to make the process faster and less costly.

For more information on good practices and research related to registering property, visit <http://www.doingbusiness.org/data/exploretopics/registering-property>. For more on the methodology, see the section on registering property in the data notes.

*Doing Business* records the procedures necessary for a business to purchase a property from another business and to formally transfer the property title to the buyer's name. The process starts with obtaining the necessary documents, such as a copy of the seller's title, and ends when the buyer is registered as the new owner of the property. Every procedure required by law or necessary in practice is included, whether it is the responsibility of the seller or the buyer and even if it must be completed by a third party on their behalf. As measured by *Doing Business*, formally transferring and registering property is easiest in Georgia (table 12.1).

### WHO REFORMED IN REGISTERING PROPERTY IN 2011/12?

In 2011/12, 17 economies made it easier for local businesses to register property by reducing the procedures, time or cost required (table 12.2). The most common improvements were introducing time limits or expedited procedures, increasing administrative efficiency, streamlining procedures and computerizing cadastres and registries. Nine other economies made it more difficult to transfer property by increasing the procedures, time or cost involved.

Malaysia made the biggest improvement in the ease of registering property in the past year by introducing a new caseload management system at the land registry. Inspired by Toyota's effective supply chain management strategy, the registry reduced registration time from 41 days in 2011 to 7 days in 2012 for nonstrata properties (those that are not part of a

subdivision or common-interest community). Malaysia is now working to bring registration times for strata properties, still in the range of 90-100 days, down to a similar time frame.

The OECD high-income group had both the largest share of economies with a property registration reform and the largest number of such reforms in 2011/12, accounting for 6 of the 17 such reforms recorded worldwide (figure 12.1). Poland, with the biggest improvement in the group, increased the efficiency of its land and mortgage registries through a series of coordinated changes. These included creating 2 new registration districts in Warsaw, introducing a new caseload management system and digitizing the records of the registries. Thanks to the changes, the time to process property applications at the registries fell from 3-6

TABLE 12.1 Where is registering property easiest—and where most difficult?

Easiest	RANK	Most difficult	RANK
Georgia	1	Belgium	176
New Zealand	2	Trinidad and Tobago	177
Belarus	3	Liberia	178
Armenia	4	Bahamas, The	179
Lithuania	5	Guinea-Bissau	180
Denmark	6	Eritrea	181
Norway	7	Nigeria	182
Slovak Republic	8	Marshall Islands	185
Azerbaijan	9	Micronesia, Fed. Sts.	185
Iceland	9	Timor-Leste	185

Note: Rankings are the average of the economy's rankings on the procedures, time and cost to register property. See the data notes for details. Economies shown with the same number are tied in the ranking.

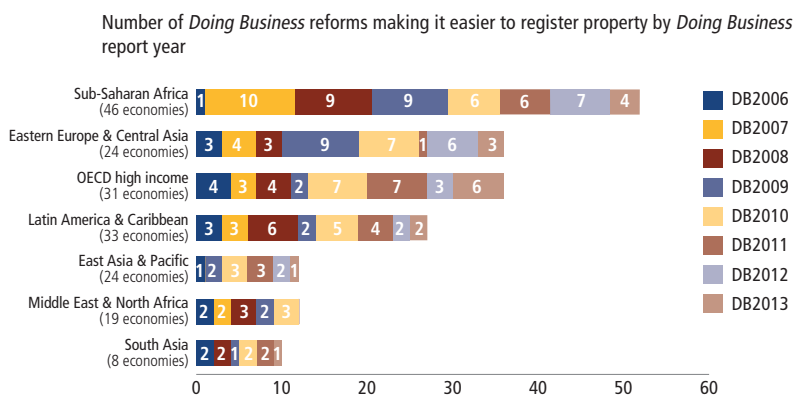
Source: *Doing Business* database.

TABLE 12.2 Who made registering property easier in 2011/12—and what did they do?

Feature	Economies	Some highlights
Introduced effective time limits	Burundi; Israel; Mauritius; Ukraine	<i>Average time saved: 39 days</i> Israel introduced a 20-day time limit for tax authorities to process capital gains self-assessments on property transfers, saving about 2 months. Burundi, Mauritius and Ukraine introduced time limits at their land registries and, while full compliance has not yet been achieved, have already cut registration time by 30 days, 7 days and 48 days, respectively.
Increased administrative efficiency	Malaysia; Panama; Poland; Sierra Leone; Trinidad and Tobago	<i>Average time saved: 38 days</i> Malaysia implemented a new caseload management system in the land office, enabling clerks to process property transfer applications 34 days faster. The increase of the number of operating hours of the Public Registry of Panama until 11 pm has cut 4 days in time. Poland cut 98 days from the time to register property by introducing a new caseload management system for land registries. Sierra Leone increased efficiency at the Ministry of Lands by digitizing records and hiring more personnel, reducing the time to register property by 19 days. The Water Authority (WASA) of Trinidad and Tobago, reduced the time needed to obtain its clearance certificate by 35 days, from 42 days to 7 days.
Computerized procedures	Bosnia and Herzegovina; Cyprus; Italy; Mauritius; Poland	<i>Average time saved: 32 days</i> Bosnia and Herzegovina computerized its commercial registries, cutting registration time by 8 days. Cyprus reduced time by 14 days by computerizing its land registry. Mauritius implemented an electronic information management system at the Registrar-General's Department to allow different branches of the department to share information, cutting 7 days from the processing of property transfers. Italy merged all due diligence procedures performed by notaries through a secure portal, Notartel, which gives notaries access to the databases of the land registry, cadastre and commercial registry.
Reduced taxes or fees	Comoros; Ireland	<i>Cost reduction: up to 6% of the property value</i> Ireland introduced a single stamp duty rate for transfers of nonresidential properties and reduced the rate by 4% of the property value, from 6% to 2%. The Comoros reduced the transfer tax from 15% of the property value to 9%.
Combined or reduced procedures	Czech Republic; Italy	<i>Procedures cut: 1</i> The Czech Republic cut 1 procedure by giving the cadastral office online access to the database of the commercial registry. Italy gave notaries online access to all cadastral plans, eliminating the need to request the plans from the cadastre.
Put procedures online	Denmark	<i>Time saved: 6 days</i> Denmark's land registry introduced electronic filing of property transfers and now accepts property transfer applications only online, cutting 6 days.

Source: *Doing Business* database.

FIGURE 12.1 Sub-Saharan Africa leads in number of property registration reforms



Note: An economy can be considered to have only 1 *Doing Business* reform per topic and year. The data sample for DB2006 (2005) includes 174 economies. The sample for DB2013 (2012) also includes The Bahamas, Bahrain, Barbados, Brunei Darussalam, Cyprus, Kosovo, Liberia, Luxembourg, Malta, Montenegro and Qatar, for a total of 185 economies.

Source: *Doing Business* database.

months in 2011 to as little as 14–60 days in 2012. Other OECD high-income economies improving their property registration process were the Czech Republic, Denmark, Ireland, Israel and Italy.

## WHAT HAVE WE LEARNED FROM 8 YEARS OF DATA?

In the past 8 years *Doing Business* recorded 185 reforms, undertaken in 121 economies, which increased the efficiency of procedures for transferring property (see figure 12.1). Globally, the average time to transfer property fell by 35 days, from 90 to 55, and the average cost by 1.2 percentage points, from 7.1% of the property value to 5.9% (figure 12.2).

TABLE 12.3 Who has narrowed the distance to frontier in registering property the most since 2005?

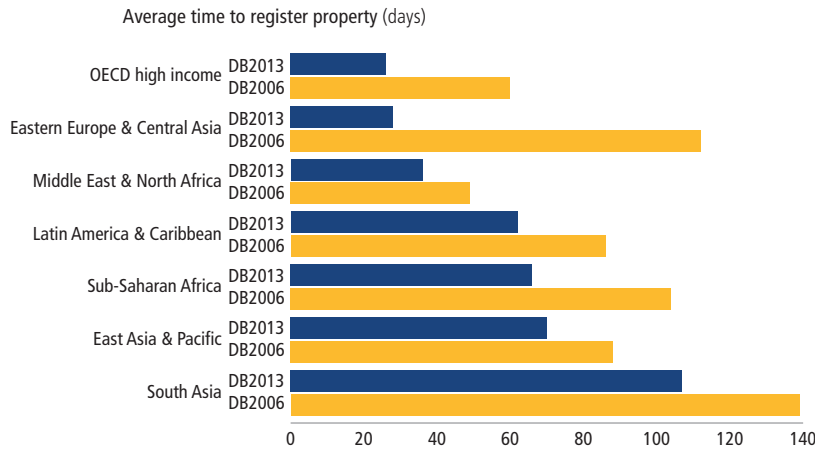
Most improved	Improvement in distance to frontier (percentage points)
Maldives	49 (0→49)
Belarus	42 (54→96)
Burkina Faso	39 (23→62)
Rwanda	38 (36→74)
Mauritius	37 (33→70)
Bosnia and Herzegovina	32 (36→68)
Côte d'Ivoire	30 (22→52)
Angola	27 (27→54)
Sierra Leone	24 (28→52)
Slovenia	24 <sup>a</sup> (47→71)

Note: The distance to frontier measure shows how far on average an economy is from the best performance achieved by any economy on each *Doing Business* indicator since 2005—in this case for the registering property indicators. The measure is normalized to range between 0 and 100, with 100 representing the best performance (the frontier). The data refer to the 174 economies included in *Doing Business 2006* (2005). Eleven economies were added in subsequent years. The first column lists the top 10 most improved economies in order; the second shows the absolute improvement in the distance to frontier between 2005 and 2012.

a. Burundi and the Solomon Islands also have an improvement of 24 percentage points.

Source: *Doing Business* database.

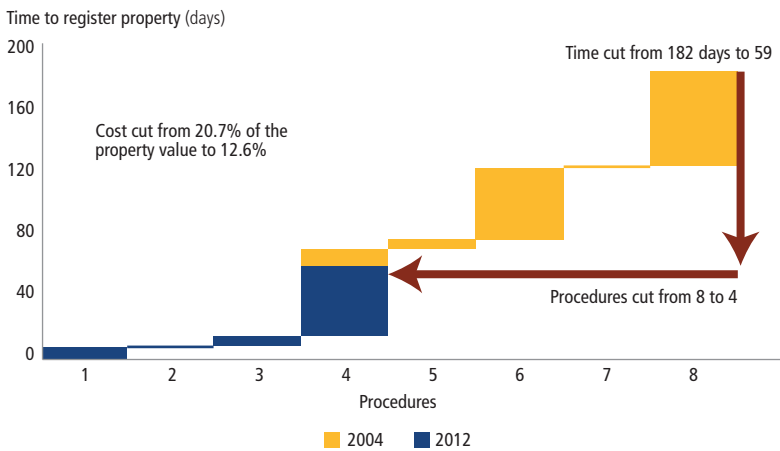
FIGURE 12.2 Property transfers have become faster in all regions



Note: To ensure an accurate comparison, the figure shows data for the same sample of 170 practice economies for both DB2006 (2005) and DB2013 (2012) and uses the regional classifications that apply in 2012. The economies added to the *Doing Business* sample after 2005 and therefore excluded here are The Bahamas, Bahrain, Barbados, Brunei Darussalam, Cyprus, Kosovo, Liberia, Luxembourg, Malta, Montenegro and Qatar. DB2006 data are adjusted for any data revisions and changes in methodology.

Source: *Doing Business* database.

FIGURE 12.3 Burkina Faso made transferring property faster and easier



Source: *Doing Business* database.

Among regions, Sub-Saharan Africa had the largest number of property registration reforms in the past 8 years. As a result, it also cut the cost to register property the most, though the regional average remains the highest. Among the biggest cost cutters was Angola, whose government slashed the property transfer cost from 11.5% of the property value to 3.2% in 2011 by reducing both the transfer tax, or *sisá* (from 10% to 2%), and the stamp duty (from 0.8% to 0.3%).

Thanks to effective efforts to increase efficiency, Burkina Faso ranks among the 10

economies making the biggest improvements in property registration since 2005 (table 12.3). By introducing a one-stop shop for property issues and eliminating the need to obtain a consent to the transfer from the municipality, Burkina Faso cut the number of procedures from 8 to 4 and the time from 182 days to 59 (figure 12.3). It also reduced the property transfer tax 2 years in a row—from 15% of the property value to 10% in 2008, then to 8% in 2009. This helped bring down the total cost from 20.7% of the property value in 2004 to 12.6% in 2012.

TABLE 12.4 Who makes registering property easy—and who does not?

Procedures (number)			
Fewest		Most	
Georgia	1	Algeria	10
Norway	1	Ethiopia	10
Portugal	1	Liberia	10
Sweden	1	Ukraine	10
Bahrain	2	Eritrea	11
Belarus	2	Greece	11
New Zealand	2	Uganda	12
Oman	2	Nigeria	13
Thailand	2	Brazil	14
United Arab Emirates	2	Uzbekistan	15

Time (days)

Fastest		Slowest	
Portugal	1	Angola	184
Georgia	2	Puerto Rico (U.S.)	194
New Zealand	2	Suriname	197
Thailand	2	Guinea-Bissau	210
Lithuania	3	Bangladesh	245
Norway	3	Afghanistan	250
Iceland	4	Togo	295
Kyrgyz Republic	5	Brunei Darussalam	298
Nepal	5	Haiti	301
Taiwan, China	5	Kiribati	513

Cost (% of property value)

Least		Most	
Saudi Arabia	0.00	Côte d'Ivoire	13.9
Belarus	0.03	Guinea	14.2
Kiribati	0.04	Tonga	15.1
Slovak Republic	0.05	Maldives	16.1
Georgia	0.06	Chad	17.9
New Zealand	0.08	Cameroon	19.1
Kazakhstan	0.08	Senegal	20.2
Armenia	0.16	Nigeria	20.8
Russian Federation	0.18	Congo, Rep.	21.3
Qatar	0.25	Syrian Arab Republic	27.8

Source: *Doing Business* database.

Worldwide, economies making effective cuts in the number of procedures have reviewed the efficiency of their property transfer process, then designed regulatory reforms that centralized procedures in a single agency—such as due diligence, signing of the contract, payment of taxes and registration. One is Italy, which centralized most procedures at the notary office by introducing an electronic platform

(Notartel). Now notaries can electronically access the databases of all agencies involved in property transfers.

Economies making effective reductions in time have reorganized the workflow of their registries, introduced time limits (taking into account the capacity of the institutions involved) or paired the computerization of their registries with the introduction of efficient caseload management systems. Portugal made its land registry one of the world's most efficient by introducing an effective 1-day time limit for urgent transfers and a 10-day time limit for others (table 12.4).

---

**NOTE**

This topic note was written by Dariga Chukmaitova, Nuria de Oca and Moussa Traoré.

2007 2012 2011  
 2005 2009 2004  
 2008 2006 2010 2013

## Getting credit

- Malaysia, South Africa and the United Kingdom remain tied at the top of the ranking on the ease of getting credit.
- Between June 2011 and June 2012 *Doing Business* recorded 5 reforms strengthening legal rights of borrowers and lenders and 16 improving credit information systems.
- Cambodia improved the most in the ease of getting credit in the past year.
- Guatemala is among the 10 economies advancing the furthest toward the frontier in regulatory practice in the area of getting credit since 2005. Of the rest, 5 are in Eastern Europe and Central Asia.
- Among regions, Sub-Saharan Africa had the most reforms strengthening legal rights of borrowers and lenders in the past 8 years, while Eastern Europe and Central Asia had the most improving credit information systems.
- Among reforms strengthening legal rights in the past year, the most common feature was implementing collateral registries. Among those improving credit information systems, the most common was guaranteeing by law borrowers' right to inspect their own credit data.

For more information on good practices and research related to getting credit, visit <http://www.doingbusiness.org/data/exploretopics/getting-credit>. For more on the methodology, see the section on getting credit in the data notes.

The United Nations Commission on International Trade Law (UNCITRAL), in its *Legislative Guide on Secured Transactions*, emphasizes the importance the international community places on secured credit: "All businesses, whether engaged in mining, lumbering, agriculture, manufacturing, distributing, providing services or retailing, require working capital to operate, to grow and to compete successfully in the marketplace. It is well established that one of the most effective means of providing working capital to commercial enterprises is through secured credit."<sup>1</sup>

In that spirit *Doing Business* measures 2 types of institutions and systems that can facilitate access to finance and improve its allocation: credit registries or credit bureaus and the legal rights of borrowers and lenders in secured transactions and bankruptcy laws. These institutions and systems work best together.<sup>2</sup> Information sharing through credit registries or bureaus helps creditors assess the creditworthiness of clients (though it is not the only risk assessment tool), while legal rights can facilitate the use of collateral and the ability to enforce claims in the event of default. Creditors' rights and insolvency regimes are fundamental to a sound investment climate and can help promote commerce and economic growth.<sup>3</sup>

These 2 types of institutions are measured by 2 sets of indicators. One set analyzes the legal framework for secured transactions by looking at how well collateral and bankruptcy laws facilitate lending. The other looks at the coverage, scope and quality of credit information

TABLE 13.1 Where is getting credit easiest—and where most difficult?

Easiest	RANK	Most difficult	RANK
Malaysia	1	Congo, Dem. Rep.	176
South Africa	1	Iraq	176
United Kingdom	1	Malta	176
Australia	4	Syrian Arab Republic	176
Georgia	4	Djibouti	180
Hong Kong SAR, China	4	Eritrea	180
Latvia	4	Madagascar	180
Montenegro	4	São Tomé and Príncipe	180
New Zealand	4	Tajikistan	180
Poland	4 <sup>a</sup>	Palau	185

Note: Rankings on the ease of getting credit are based on the sum of the strength of legal rights index and the depth of credit information index. See the data notes for details. Economies shown with the same number are tied in the ranking.

a. The United States is also tied in the ranking at 4.

Source: *Doing Business* database.

available through credit registries and credit bureaus.

Rankings on the ease of getting credit are based on the sum of the strength of legal rights index and the depth of credit information index (table 13.1).

### WHO REFORMED IN GETTING CREDIT IN 2011/12?

In 2011/12, 5 economies improved access to credit by reforming their secured transactions legislation or strengthening the rights of secured creditors during bankruptcy proceedings (table 13.2).

Three of the 5 reforming economies are in Eastern Europe and Central Asia. Considered one of the success stories of collateral reform in the 1990s, Romania

TABLE 13.2 Who strengthened legal rights of borrowers and lenders in 2011/12—and what did they do?

Feature	Economies	Some highlights
Expanded range of movable assets that can be used as collateral	Georgia; Romania	In Romania a new civil code repealed the previous legal framework for secured transactions while maintaining most of its modern principles. The new code introduced the concept of <i>hypothèque</i> , allowing security interests in immovable as well as movable property.
Created a unified registry for movable property	Australia; Sri Lanka	In Australia the Personal Property Securities Act 2009 and associated regulations came into effect, and a single, national online registry began operating. The web-based registry allows creditors to conduct searches and register security interests in personal property at any time. <sup>a</sup>
Strengthened rights of secured creditors during reorganization procedures	Kazakhstan	In Kazakhstan a new law introduced changes to the regulation of the rehabilitation procedure under bankruptcy legislation, specifying several conditions under which secured creditors can apply for relief during the procedure.

a. Accessible at <http://www.ppsr.gov.au>.

Source: Doing Business database.

went a step further in harmonizing its secured transactions legislation. It adopted a new civil code, entering into force in October 2011, that repealed the previous legal framework for secured transactions. Inspired in part by the law of the Canadian province of Quebec, the new code introduces the concept of *hypothèque* to cover security interests in movable and immovable assets. While positive overall, this reform also rendered out-of-court enforcement procedures more formalistic. Kazakhstan introduced new grounds for relief from an automatic stay for secured creditors during rehabilitation

proceedings. Georgia amended its civil code to allow a security interest to extend to the products, proceeds and replacements of an asset used as collateral.

Sixteen economies improved their credit reporting system in the past year (table 13.3); 1 economy made access to credit information more difficult. Seven of these economies—Costa Rica, Ethiopia, Mongolia, Montenegro, Oman, Uzbekistan, and West Bank and Gaza—introduced new laws or regulations guaranteeing the right of borrowers to inspect their personal data.

TABLE 13.3 Who improved the sharing of credit information in 2011/12—and what did they do?

Feature	Economies	Some highlights
Guaranteed by law borrowers' right to access data	Costa Rica; Ethiopia; Mongolia; Montenegro; Oman; Uzbekistan; West Bank and Gaza	In West Bank and Gaza a new ordinance gave borrowers the right to inspect their credit data.
Improved regulatory framework for sharing credit information	El Salvador; Hungary; New Zealand	New Zealand adopted a legal framework for expanding the set of information collected by credit bureaus.
Provided online access to data at credit registry or bureau	Bangladesh; Ethiopia; Syrian Arab Republic	Ethiopia introduced a new online system for sharing credit information.
Expanded set of information collected in credit registry or bureau	Ethiopia; Mauritius	In Mauritius the public credit registry developed a new format for credit reports that includes on-time payments and unpaid installments and also began collecting data from retailers.
Created a new credit registry or bureau	Cambodia; Sierra Leone	Cambodia's first private credit bureau started operations, covering more than 1.1 million individuals.
Lowered or eliminated threshold for loans reported	Algeria	Algeria eliminated the minimum threshold for loans included in the database.

Source: Doing Business database.

TABLE 13.4 Who has the most legal rights for borrowers and lenders—and who the least?

Strength of legal rights index (0–10)			
Most		Least	
Australia	10	Eritrea	2
Hong Kong SAR, China	10	São Tomé and Príncipe	2
Kyrgyz Republic	10	Timor-Leste	2
Latvia	10	Yemen, Rep.	2 <sup>b</sup>
Malaysia	10	Bolivia	1
Montenegro	10	Djibouti	1
New Zealand	10	Palau	1
Singapore	10	Syrian Arab Republic	1
South Africa	10	Venezuela, RB	1
United Kingdom	10 <sup>a</sup>	West Bank and Gaza	1

a. Kenya also has a score of 10 on the strength of legal rights index.

b. Four other economies also have a score of 2 on the strength of legal rights index: Jordan, Madagascar, Tajikistan and Uzbekistan.

Source: Doing Business database.

Cambodia established its first private credit bureau, which began operating in March 2012. The bureau collects and distributes both positive and negative credit information on individuals and includes all loans in its database, regardless of size. In addition, a regulation on credit information sharing issued in May 2011 guarantees the right of borrowers to inspect their own data. The country made the biggest improvement in the ease of getting credit in 2011/12.

Mauritius also improved access to credit information in the past year. Its credit registry now reports both positive and negative data and collects payment information from retailers.

## WHAT HAVE WE LEARNED FROM 8 YEARS OF DATA?

Several economies have incorporated good practices in their legal framework for secured transactions with the aim of improving access to finance for small and medium-size enterprises. Such reforms are usually reflected in a change in score on the strength of legal rights index (table 13.4).



FIGURE 13.1 Sub-Saharan Africa leads in number of legal rights reforms



Note: An economy can be considered to have only 1 *Doing Business* reform per topic and year. The data sample for DB2006 (2005) includes 174 economies. The sample for DB2013 (2012) also includes The Bahamas, Bahrain, Barbados, Brunei Darussalam, Cyprus, Kosovo, Liberia, Luxembourg, Malta, Montenegro and Qatar, for a total of 185 economies.  
 a. During the period covered by *Doing Business 2012*, amendments to the Uniform Act on Secured Transactions strengthened legal rights in the 16 member economies of the Organization for the Harmonization of Business Law in Africa (OHADA).  
 Source: *Doing Business* database.

One example is Guatemala, which enhanced its secured transactions regime by issuing a decree in 2007 that broadened the range of movable assets that can be used as collateral and created a registry for movable property that began operating in January 2009. In addition, Guatemala strengthened its credit information system in 2009 through a decree guaranteeing the right of borrowers to inspect their own data in any public institution. Thanks to these changes, Guatemala ranks among the 10 economies advancing the furthest toward the frontier in regulatory practice in the area of getting credit since 2005 (table 13.5).

Guatemala is far from being the only example. In the past 8 years *Doing Business* recorded 72 reforms strengthening legal rights of borrowers and lenders in 58 economies. Sub-Saharan Africa and East Asia and the Pacific are among the regions with the most such reforms (figure 13.1).

The data also reflect a difference in focus. Governments in East Asia and the Pacific focused more on aspects relating to the creation and publicity of security interests in movable property (figure 13.2). Those in Sub-Saharan Africa gave greater emphasis to aspects relating to the enforcement of security interests. For

example, the new Uniform Act on Secured Transactions adopted by the Organization for the Harmonization of Business Law in Africa (OHADA) introduced a novel provision allowing out-of-court enforcement between “professionals.”

Worldwide, creating a collateral registry was among the most common features of legal rights reforms. While there are different types of collateral registries, notice-based registries are widely considered the most effective.<sup>4</sup> Since 2005 a number of economies have tried to unify the information on collateral under some sort of centralized registry: Australia, Chile, France, Georgia, Ghana, Guatemala, Honduras, the Marshall Islands, Mexico, the Federated States of Micronesia, Peru, Rwanda, the Solomon Islands, Sri Lanka, Vanuatu and Vietnam. Some of these new registries, accompanied by legal reform, have proved to be a real success story. One example is Mexico’s registry, which began operating in September 2010. By April 2012 the number of filings had increased by 4 times, and the secured amounts registered totaled \$172 billion.<sup>5</sup>

The past 8 years also saw 171 regulatory reforms to improve credit information systems, implemented in 99 economies—more than half of the

TABLE 13.5 Who has narrowed the distance to frontier in getting credit the most since 2005?

Most improved	Improvement in distance to frontier (percentage points)
Cambodia	69 (0→69)
Georgia	63 (31→94)
Rwanda	56 (25→81)
Croatia	44 (31→75)
Ghana	43 (38→81)
Guatemala	38 (50→88)
Kyrgyz Republic	38 (50→88)
Kazakhstan	37 (19→56)
India	31 (50→81)
Russian Federation	31 <sup>a</sup> (19→50)

Note: The distance to frontier measure shows how far on average an economy is from the best performance achieved by any economy on each *Doing Business* indicator since 2005—in this case for the getting credit indicators. The measure is normalized to range between 0 and 100, with 100 representing the best performance (the frontier). The data refer to the 174 economies included in *Doing Business 2006* (2005). Eleven economies were added in subsequent years. The first column lists the top 10 most improved economies in order; the second shows the absolute improvement in the distance to frontier between 2005 and 2012.

a. Afghanistan, Mauritius, the Solomon Islands, Uganda and Zambia also have an improvement of 31 percentage points.  
 Source: *Doing Business* database.

146 economies with a credit reporting system as recorded by *Doing Business* (figure 13.3). Eastern Europe and Central Asia had the largest share of economies with improvements: 85% implemented at least 1 such reform, for a total of 43. And 14 of the 18 economies with 100% coverage of borrowers are in the OECD high-income group (table 13.6).

The efforts to improve credit reporting should be no surprise: responsible finance is much in the news these days. But since the onset of the financial crisis in 2008, consumer protection issues have also received attention worldwide. In the past year, for the first time since 2005, the most common feature of credit



information reforms as recorded by *Doing Business* was guaranteeing by law borrowers' right to access their data. The main objective is to balance the ability of institutions to exchange credit information with the protection of individuals' right to privacy.

Today 104 economies guarantee by law consumers' right to access their credit information. In 72 of them the law guarantees this access at no cost.<sup>6</sup> Among the rest, consumers can obtain a credit report at no cost in 9 economies in practice, at little cost in 7 economies (\$2.60 on average) and at a relatively high cost in 14 economies (\$13.30 on average). In 100 of the 146 economies with a credit reporting system the law guarantees the right of consumers to dispute erroneous data.<sup>7</sup> And in 55 economies regulations require the bureau or registry to either flag the disputed data or block their distribution.<sup>8</sup>

In the past 8 years 30 economies adopted legislation providing borrowers with the right to access data held on them. Efforts also focused on expanding the sources of information collected by credit registries or bureaus: 28 credit information reforms were aimed at having these entities distribute both positive and negative information, collect alternative data from utilities or retailers or report historical information (figure 13.4). In 2005 credit registries and credit bureaus in 42 economies around the world included credit information from sources other than banks. Today those in 55 economies do so.

The other main focus was expanding the coverage of borrowers, such as by lowering or eliminating the minimum threshold for the loans included in a credit bureau or registry's database. Where these thresholds are high, retail and small business loans are more likely to be excluded. In 2005, 79 economies had a minimum loan

TABLE 13.6 Who has the most credit information—and who the least?

Depth of credit information index (0–6)			
Most		Least	
Argentina	6	Benin	1
Canada	6	Burkina Faso	1
Germany	6	Burundi	1
Japan	6	Djibouti	1
Korea, Rep.	6	Guinea-Bissau	1
Lithuania	6	Liberia	1
Malaysia	6	Mauritania	1
Mexico	6	Niger	1 <sup>b</sup>
United Kingdom	6	Guinea	0
United States	6 <sup>a</sup>	Madagascar	0

Borrowers covered by credit registries or bureaus (% of adults)			
Most		Least	
Argentina	100	Bangladesh	0.82
Australia	100	Haiti	0.70
Canada	100	Sierra Leone	0.68
Iceland	100	Mauritania	0.53
Ireland	100	Nepal	0.47
New Zealand	100	Burundi	0.26
Norway	100	Djibouti	0.23
Sweden	100	Madagascar	0.10
United Kingdom	100	Ethiopia	0.07
United States	100 <sup>c</sup>	Guinea	0.01

Note: The rankings on borrower coverage reflected in the table include only economies with a credit registry or credit bureau (146 in total). Another 39 economies have no credit registry or bureau and therefore no coverage (see <http://www.doingbusiness.org>). See the data notes for details.

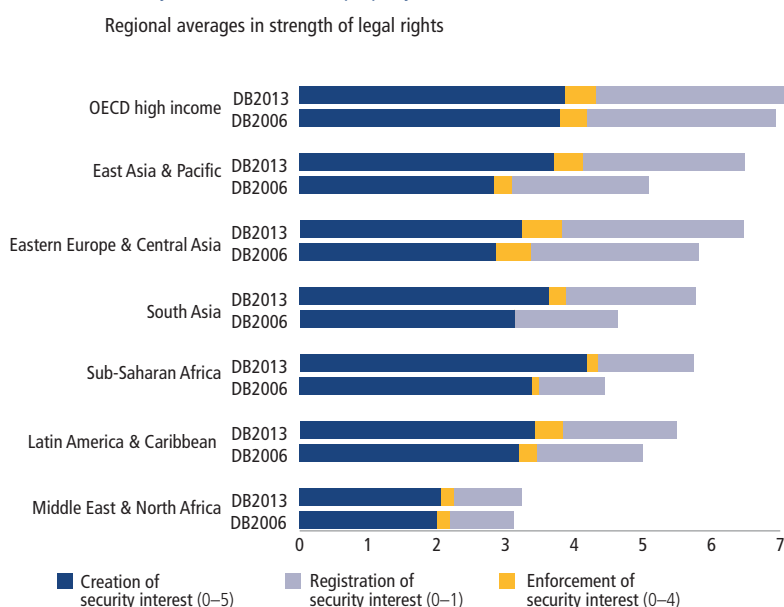
a. Twenty other economies also have a score of 6 on the depth of credit information index: Armenia, Austria, Bolivia, Costa Rica, the Dominican Republic, Ecuador, Egypt, El Salvador, Georgia, Guatemala, Honduras, FYR Macedonia, Panama, Paraguay, Peru, Poland, Rwanda, Saudi Arabia, South Africa and Uruguay.

b. Four other economies also have a score of 1 on the depth of credit information index: Côte d'Ivoire, Mali, Senegal and Togo.

c. Eight other economies also have coverage of 100% of the adult population: Croatia, Germany, Israel, Italy, Japan, Korea, Serbia and Uruguay.

Source: *Doing Business* database.

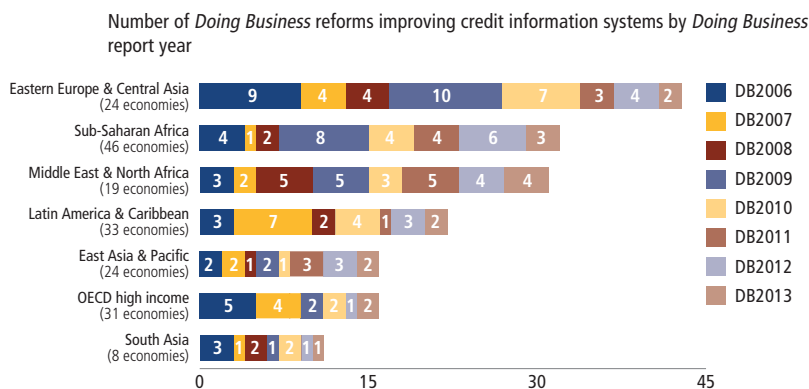
FIGURE 13.2 East Asia and the Pacific made the biggest improvement in laws on the creation of security interests in movable property



Note: To ensure an accurate comparison, the figure shows data for the same sample of 174 economies for both DB2006 (2005) and DB2013 (2012) and uses the regional classifications that apply in 2012. The economies added to the *Doing Business* sample after 2005 and therefore excluded here are The Bahamas, Bahrain, Barbados, Brunei Darussalam, Cyprus, Kosovo, Liberia, Luxembourg, Malta, Montenegro and Qatar. DB2006 data are adjusted for any data revisions and changes in methodology. *Creation of security interest* refers to the first 5 components of the strength of legal rights index. *Registration of security interest* refers to the component relating to the existence of a collateral registry. *Enforcement of security interest* refers to the last 4 components. See the data notes for details.

Source: *Doing Business* database.

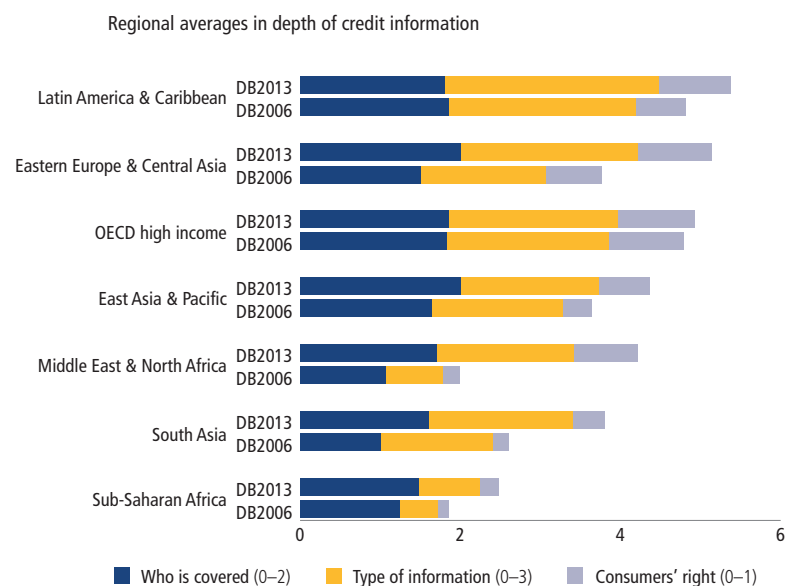
FIGURE 13.3 Eastern Europe and Central Asia leads in number of credit information reforms



Note: An economy can be considered to have only 1 *Doing Business* reform per topic and year. The data sample for DB2006 (2005) includes 123 economies. The sample for DB2013 (2012) includes a total of 146 economies.

Source: *Doing Business* database.

FIGURE 13.4 Guaranteeing by law borrowers' right to access data was the biggest focus of credit information reform worldwide in the past 8 years



Note: To ensure an accurate comparison, the figure shows data for the same sample of 123 economies for both DB2006 (2005) and DB2013 (2012) and uses the regional classifications that apply in 2012. DB2006 data are adjusted for any data revisions and changes in methodology. *Who is covered* refers to whether both individuals and firms are covered by a bureau or registry and whether loans below 1% of income per capita are included. *Type of information* refers to the availability of information from retailers or utilities, distribution of positive and negative information and availability of historical data. *Consumers' right* refers to whether the law guarantees borrowers' right to inspect their own data.

Source: *Doing Business* database.

threshold below 1% of income per capita (including those in which loans of all sizes are reported). Today 123 economies do.

An encouraging trend over the past 8 years has been the establishment of new credit bureaus or registries in economies that previously had none—25 in total, mainly in Eastern Europe and Central Asia. Credit information is still hardly shared in Sub-Saharan Africa, despite the pickup in efforts to develop credit information systems starting in 2008. Since then Ghana, Liberia, Rwanda, Sierra Leone, Uganda and Zambia have established new credit reporting systems. In East Asia and the Pacific 10 of 24 economies still have no credit bureau or registry. But things are improving. Brunei Darussalam, Lao PDR, Samoa, the Solomon Islands, Tonga and Vanuatu are all working to get their credit reporting systems operating.<sup>9</sup>

NOTES

This topic note was written by Santiago Croci Downes, Hayane Chang Dahmen and Joanna Nasr.

1. UNCITRAL 2007, p. 1.
2. Djankov, McLiesh and Shleifer 2007.
3. World Bank 2011b.
4. Alvarez de la Campa, Croci Downes and Tirelli Hennig 2012.
5. Estimates were provided by the Mexican government.
6. No data are available for 2 economies.
7. No data are available for 7 economies.
8. No data are available for 13 economies.
9. As of June 1, 2012, the credit bureaus in Tonga and Vanuatu had loaded the information into their systems but the databases were not yet accessible to banks.

# Protecting investors

2007 2012 2011  
2005 2009 2004  
2008 2006 2010 2013

Corporations are instruments of entrepreneurship and growth. They can also be abused for personal gain. In July 2012 authorities in Korea imposed a \$30 million fine on SK Group, the country's third-largest conglomerate, for illicit related-party transactions. The transactions were priced significantly above market averages and allegedly allowed the group's founder to misappropriate \$87 million. The group's market capitalization declined sharply as a result.<sup>1</sup> Korea's strong institutions and extensive disclosure requirements played an essential part in addressing this situation and protecting minority investors.

*Doing Business* measures the strength of minority shareholder protections against directors' misuse of corporate assets for personal gain. The indicators distinguish 3 dimensions of investor protections: approval and transparency of related-party transactions (extent of disclosure index), liability of company directors for self-dealing (extent of director liability index) and shareholders' ability to obtain corporate documents before and during litigation (ease of shareholder suits index). The standard case study assumes a related-party transaction between Company A ("Buyer") and Company B ("Seller") where "Mr. James" is the controlling shareholder of both Buyer and Seller and a member of both their boards of directors. The transaction is overpriced and causes damages to Buyer.

Protecting minority investors matters for companies. Without adequate regulations, equity markets fail to develop and banks become the only source of the finance that companies need to grow,

innovate, diversify and compete. A recent study shows that in economies with stronger investor protections, investment in firms is less sensitive to financial constraints and leads to greater growth in revenue and profitability.<sup>2</sup> Another study shows that regulating conflicts of interest is essential to successfully empowering minority shareholders.<sup>3</sup>

New Zealand provides the strongest minority investor protections as measured by *Doing Business*, ranking highest in this area for the eighth year in a row (table 14.1).

## WHO IMPROVED INVESTOR PROTECTIONS IN 2011/12?

In the past year 13 economies strengthened investor protections as measured by *Doing Business*. OECD high-income economies, with 4 legal changes, continue to

Most protected	RANK	Least protected	RANK
New Zealand	1	Haiti	176
Singapore	2	Gambia, The	177
Hong Kong SAR, China	3	Guinea	177
Canada	4	Micronesia, Fed. Sts.	177
Malaysia	4	Palau	177
Colombia	6	Djibouti	181
Ireland	6	Venezuela, RB	181
Israel	6	Suriname	183
United States	6	Lao PDR	184
United Kingdom	10	Afghanistan	185

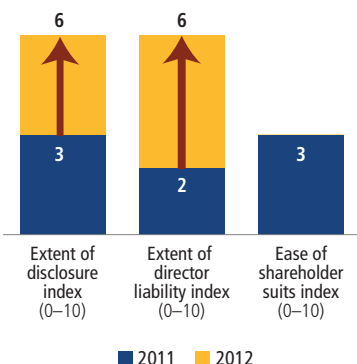
Note: Rankings are based on the strength of investor protection index. See the data notes for details. Economies shown with the same number are tied in the ranking.

Source: *Doing Business* database.

- New Zealand has the strongest minority investor protections in related-party transactions, for the eighth year in a row.
- From June 2011 to June 2012 *Doing Business* recorded 13 legal changes strengthening the protections of minority investors.
- Kosovo made the biggest improvement in the strength of investor protections in the past year.
- Tajikistan has advanced the furthest toward the frontier in regulatory practice in protecting investors since 2005.
- Improving disclosure was the most common feature of investor protection reforms in the past 8 years.
- Among regions, Eastern Europe and Central Asia has strengthened investor protections the most since 2005—and is quickly catching up with OECD high-income economies.

For more information on good practices and research related to protecting investors, visit <http://www.doingbusiness.org/data/exploretopics/protecting-investors>. For more on the methodology, see the section on protecting investors in the data notes.

**FIGURE 14.1** Kosovo's new Law on Business Organizations strengthened investor protections



Source: *Doing Business* database.

provide the strongest protections. Eastern Europe and Central Asia, also with 4, remains the most improved region and the most active in making legal changes, with 24 recorded in 16 economies since 2005.

Kosovo improved minority shareholder protections the most in the past year, through a comprehensive revision of its Law on Business Organizations (figure 14.1). The amended law requires shareholder approval of related-party transactions and mandates greater disclosure both by directors to their board and by companies in their annual reports. In addition, the law allows shareholders to petition a judge for rescission of a prejudicial related-party transaction and clarifies the liability of directors. If found liable, directors must now pay damages and disgorge any profit made from the transaction.

Economies in other regions were active as well. In Greece the Hellenic Capital Market Commission issued a circular clarifying the concept of material transactions for purposes of disclosure by listed companies—helping to instill more transparency in an economy looking to restore confidence in its market.

Peru now requires that the terms of transactions between interested parties be reviewed by an independent external auditor certified by the securities commission.

**TABLE 14.2** Who strengthened investor protections in 2011/12—and what did they do?

Feature	Economies	Some highlights
Made it easier to sue directors	Armenia; Republic of Korea; Kosovo; Lesotho; Peru; Taiwan, China; Tajikistan	Korea clarified directors' duties in its commercial code. Now negligent directors can be held liable for damages caused by prejudicial related-party transactions.
Increased disclosure requirements	Armenia; Greece; Islamic Republic of Iran; Kosovo; Lesotho; Mongolia; Taiwan, China	Lesotho enacted a new company law that requires company directors to disclose to the board the full extent of any conflict of interest they may have relating to a proposed transaction.
Regulated approval of related-party transactions	Armenia; Kosovo; Netherlands; Peru; Slovenia; Taiwan, China	Kosovo amended its Law on Business Organizations. Now only disinterested shareholders can approve related-party transactions.
Allowed the rescission of prejudicial related-party transactions	Kosovo; Moldova	Moldova amended its law on joint stock companies. Shareholders can now petition the court for a rescission of transactions approved despite major conflicts of interest when such transactions cause damages to the company.

Source: *Doing Business* database.

Continuing a trend in Sub-Saharan Africa of upgrading company law, Lesotho adopted a new one setting out duties of care, diligence and skill for directors. Breach of these duties constitutes a cause of action for shareholders (table 14.2).

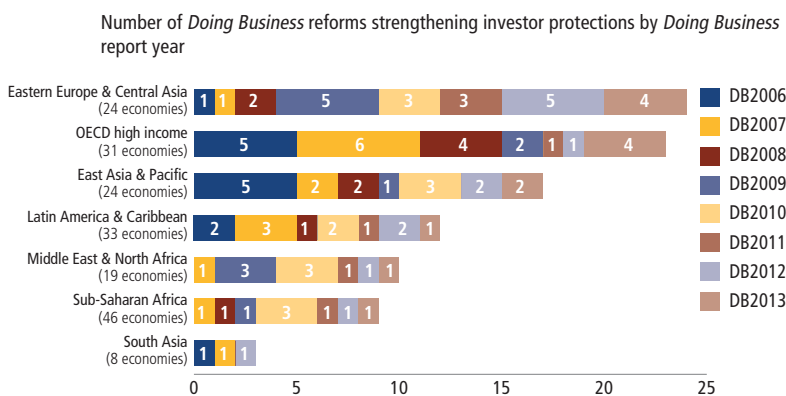
**WHAT HAVE WE LEARNED FROM 8 YEARS OF DATA?**

In the past 8 years 68% of economies in Eastern Europe and Central Asia implemented at least 1 reform strengthening investor protections (figure 14.2). Among OECD high-income economies 48% did, and in East Asia and the Pacific and the Middle East and North Africa 33% did. Of all these reforms captured by *Doing*

*Business*, 49% improved the extent of disclosure index. But OECD high-income economies had a much higher share that did so, at 78%, followed by the Middle East and North Africa with 60% and Eastern Europe and Central Asia with 54%. In Sub-Saharan Africa the priority was increasing director liability. In East Asia and the Pacific and Latin America and the Caribbean the approach was more balanced.

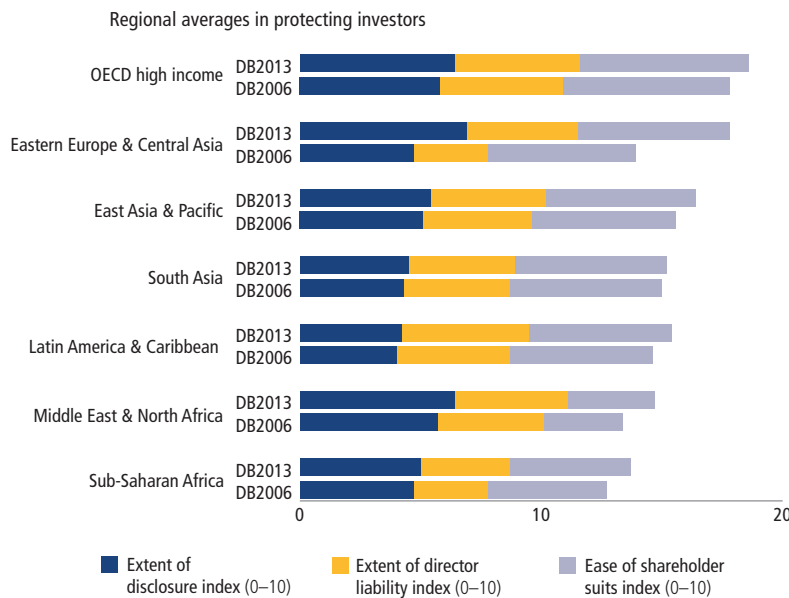
While many economies have strengthened investor protections, Tajikistan, Albania and Rwanda have made the biggest improvements since 2005 (table 14.3). Two of them did so through one major overhaul of their company law,

**FIGURE 14.2** Eastern Europe and Central Asia still leading in number of investor protection reforms



Note: An economy can be considered to have only 1 *Doing Business* reform per topic and year. The data sample for DB2006 (2005) includes 174 economies. The sample for DB2013 (2012) also includes The Bahamas, Bahrain, Barbados, Brunei Darussalam, Cyprus, Kosovo, Liberia, Luxembourg, Malta, Montenegro and Qatar, for a total of 185 economies. Source: *Doing Business* database.

FIGURE 14.3 Strongest investor protections in OECD high-income economies



Note: To ensure an accurate comparison, the figure shows data for the same sample of 174 economies for both DB2006 (2005) and DB2013 (2012) and uses the regional classifications that apply in 2012. The economies added to the *Doing Business* sample after 2005 and therefore excluded here are The Bahamas, Bahrain, Barbados, Brunei Darussalam, Cyprus, Kosovo, Liberia, Luxembourg, Malta, Montenegro and Qatar. DB2006 data are adjusted for any data revisions and changes in methodology.

Source: *Doing Business* database.

Albania in 2008 and Rwanda in 2009. Tajikistan achieved similar results by amending its law incrementally—in 2007, in 2009 (twice) and in 2011.

OECD high-income economies may have the strongest investor protections as measured by *Doing Business*, but Eastern Europe and Central Asia is quickly catching up, having passed East Asia and the Pacific in 2007 (figure 14.3). Policy makers in the region have emphasized stricter disclosure requirements and better standards for company directors.

Sub-Saharan Africa has had some of the most comprehensive investor protection reforms. Besides Lesotho, such economies as Burundi and Rwanda have also updated their company laws following global good practices. East Asia and the Pacific has focused mostly on strengthening disclosure requirements and

directors' duties (as in Taiwan, China, and in Thailand).

Investor protection reforms have been sparse in Latin America and the Caribbean, with Chile, Colombia and Mexico among the few economies implementing them. In the Middle East and North Africa, despite some improvements (as in Morocco and Saudi Arabia), protections are often weak because of limited access to corporate information during litigation. South Asia has been the least active in strengthening investor protections. Over the past 8 years *Doing Business* recorded 3 investor protection reforms among the region's 8 economies—in India, Pakistan and Sri Lanka.

Improving disclosure was the most common feature of investor protection reforms in the past 8 years, accounting for 46

TABLE 14.3 Who has narrowed the distance to frontier in protecting investors the most since 2005?

Most improved	Improvement in distance to frontier (percentage points)
Tajikistan	52 (17→69)
Albania	48 (29→77)
Rwanda	38 (29→67)
Georgia	31 (41→72)
Burundi	29 (34→62)
Tunisia	28 (35→63)
Colombia	26 (44→69)
Azerbaijan	25 (57→82)
Kazakhstan	25 (57→82)
Mexico	25 <sup>a</sup> (37→63)

Note: The distance to frontier measure shows how far on average an economy is from the best performance achieved by any economy on each *Doing Business* indicator since 2005—in this case for the protecting investors indicators. The measure is normalized to range between 0 and 100, with 100 representing the best performance (the frontier). The data refer to the 174 economies included in *Doing Business 2006* (2005). Eleven economies were added in subsequent years. The first column lists the top 10 most improved economies in order; the second shows the absolute improvement in the distance to frontier between 2005 and 2012.

a. Swaziland also has an improvement of 25 percentage points.

Source: *Doing Business* database.

of the total. But in the past year, for the first time, the most common feature was increasing director liability (accounting for 8 of the 13 reforms).

Overall, smart, comprehensive regulations have had the strongest lasting impact (table 14.4). Economies undertaking a complete overhaul of their corporate, securities and civil procedure laws—including Albania, Burundi, Kosovo, Mexico, Rwanda, Swaziland, Tajikistan and Thailand—have improved the most on the strength of investor protections as measured by *Doing Business*.

**TABLE 14.4 Who provides strong minority investor protections—and who does not?**

Extent of disclosure index (0–10)			
Most		Least	
Bulgaria	10	Afghanistan	1
China	10	Bolivia	1
France	10	Cape Verde	1
Hong Kong SAR, China	10	Croatia	1
Indonesia	10	Honduras	0
Ireland	10	Maldives	0
Malaysia	10	Micronesia, Fed. Sts.	0
New Zealand	10	Palau	0
Singapore	10	Sudan	0
Thailand	10 <sup>a</sup>	Switzerland	0

Extent of director liability index (0–10)			
Most		Least	
Albania	9	Afghanistan	1
Cambodia	9	Barbados	1
Canada	9	Belarus	1
Israel	9	Benin	1
Malaysia	9	Bulgaria	1
New Zealand	9	El Salvador	0
Rwanda	9	Marshall Islands	0
Singapore	9	Micronesia, Fed. Sts.	0
Slovenia	9	Palau	0
United States	9 <sup>b</sup>	Suriname	0

Ease of shareholder suits index (0–10)			
Easiest		Most difficult	
Kenya	10	Lao PDR	2
New Zealand	10	Senegal	2
Colombia	9	Syrian Arab Republic	2
Hong Kong SAR, China	9	United Arab Emirates	2
Ireland	9	Venezuela, RB	2
Israel	9	Yemen, Rep.	2
Panama	9	Afghanistan	1
Poland	9	Guinea	1
Singapore	9	Djibouti	0
United States	9 <sup>c</sup>	Iran, Islamic Rep.	0

a. The United Kingdom also has a score of 10 points on the extent of disclosure index.

b. Trinidad and Tobago also has a score of 9 points on the extent of director liability index.

c. Canada, Kazakhstan, Mauritius, Mozambique and Nepal also have a score of 9 points on the ease of shareholder suits index.

Source: *Doing Business* database.

## NOTES

This topic note was written by Hervé Kaddoura and Jean Michel Lobet.

1. Sangim Han and Seyoon Kim, "SK Group Units Fall After Chairman Questioned by Prosecutors," *Bloomberg News*, December 18, 2011.
2. Mclean, Zhang and Zhao 2012.
3. Hamdani and Yafeh 2012.

# Paying taxes

2007 2012 2011  
2005 2009 2004  
2008 2006 2010 2013

Jean-Baptiste Colbert, French philosopher and minister of finance to King Louis XIV, once remarked that “the art of taxation consists in so plucking the goose as to obtain the largest possible amount of feathers with the smallest possible amount of hissing.” How taxes are collected and paid has changed a great deal since then. But governments still face the challenge of maximizing revenue collection while minimizing distortions.

*Doing Business* records the taxes and mandatory contributions that a medium-size company must pay in a given year and also measures the administrative burden of paying taxes and contributions. It does this with 3 indicators: number of payments, time and total tax rate for the *Doing Business* case study firm. The number of payments indicates the frequency with which the company has to file and pay different types of taxes and contributions, adjusted for the way in which those filings and payments are made.<sup>1</sup> The time indicator captures the number of hours it takes to prepare, file and pay 3 major types of taxes: profit taxes, consumption taxes, and labor taxes and mandatory contributions. The total tax rate measures the tax cost (as a percentage of profit) borne by the standard firm. The indicators do not measure the fiscal health of economies, the macroeconomic conditions under which governments collect revenue or the provision of public services supported by taxation. The ranking on the ease of paying taxes is the simple average of the percentile rankings on its component indicators, with a threshold applied to the total tax rate (table 15.1).<sup>2</sup>

## WHO REFORMED IN PAYING TAXES IN 2011/12?

From June 2011 to June 2012 *Doing Business* recorded 31 reforms making it easier or less costly for firms to pay taxes (table 15.2). Sixteen economies mandated or enhanced electronic filing, eliminating the need for 196 separate tax payments and reducing compliance time by 134 days (1,070 hours) in total. In Uruguay small and medium-size companies can now file and pay corporate income tax, value added tax and capital tax online. This option was available only for large taxpayers until 2011. Seven other economies implemented electronic filing for the first time, raising the number offering this option from 67 in 2010 to 74 in 2011.<sup>3</sup> Thanks to improvements in electronic systems for filing and paying social security contributions, Saudi Arabia

TABLE 15.1 Where is paying taxes easiest—and where most difficult?

Easiest	RANK	Most difficult	RANK
United Arab Emirates	1	Cameroon	176
Qatar	2	Mauritania	177
Saudi Arabia	3	Senegal	178
Hong Kong SAR, China	4	Gambia, The	179
Singapore	5	Bolivia	180
Ireland	6	Central African Republic	181
Bahrain	7	Congo, Rep.	182
Canada	8	Guinea	183
Kiribati	9	Chad	184
Oman	10	Venezuela, RB	185

Note: Rankings are the average of the economy's rankings on the number of payments, time and total tax rate, with a threshold imposed on the total tax rate. See the data notes for details.

Source: *Doing Business* database.

- Firms in the United Arab Emirates face the lightest administrative burden in paying taxes. They must make only 4 payments a year and spend 12 hours doing so.
- From June 2011 to June 2012 *Doing Business* recorded 31 reforms making it easier and less costly for companies to comply with taxes.
- Liberia made the biggest improvement in the ease of paying taxes in the past year.
- Belarus has advanced the most toward the frontier in regulatory practice in paying taxes since 2004.
- The most common feature of tax reforms in the past 8 years was to reduce profit tax rates, often in the context of parallel efforts to improve tax compliance. But in the past 2 years more economies focused on introducing electronic systems.
- Among regions, Eastern Europe and Central Asia had the biggest improvement in the ease of paying taxes in the past 8 years.

For more information on good practices and research related to paying taxes, visit <http://www.doingbusiness.org/data/exploretopics/paying-taxes>. For more on the methodology, see the section on paying taxes in the data notes.



**TABLE 15.2 Who made paying taxes easier and lowered the tax burden in 2011/12—and what did they do?**

Feature	Economies	Some highlights
Introduced or enhanced electronic systems	Albania; Belarus; Bosnia and Herzegovina; Costa Rica; Czech Republic; Georgia; Germany; Kenya; Panama; Russian Federation; Saudi Arabia; Slovak Republic; Slovenia; Ukraine; United Arab Emirates; Uruguay	Ukraine introduced an online filing and payment system and made its use mandatory for medium-size and large enterprises.
Reduced profit tax rate by 2 percentage points or more	Belarus; Brunei Darussalam; Fiji; Japan; Republic of Korea; Lao PDR; Liberia; Mali; Puerto Rico (U.S.); Slovenia; Thailand; United Kingdom	The United Kingdom reduced 2 corporate income tax rates: the main rate from 28% to 26% and the small-company rate from 21% to 20%.
Merged or eliminated taxes other than profit tax	Albania; Hungary; Liberia	Liberia abolished the turnover tax.
Simplified tax compliance process	Jamaica; Mali; Panama; Poland	Jamaica introduced joint filing and payment of all 5 types of social security contributions that firms must make.
Reduced labor taxes and mandatory contributions	Croatia	Croatia made paying taxes less costly by reducing health insurance contributions.
Introduced change in cascading sales tax	Swaziland	Swaziland introduced value added tax to replace its cascading sales tax.

Source: *Doing Business* database.

this year ranks among the 10 economies with the fewest payments and lowest tax compliance time (table 15.3).

Electronic systems for filing and paying taxes eliminate excessive paperwork and interaction with tax officers. They can reduce the time businesses spend on complying with tax laws, increase tax compliance and reduce the cost of revenue administration.<sup>4</sup> But achieving these results requires effective implementation and high-quality security systems.

Twelve economies reduced profit tax rates in 2011/12: 6 high-income economies (Brunei Darussalam, Japan, Korea, Puerto Rico [territory of the United States], Slovenia and the United Kingdom), 4 middle-income ones (Belarus, Fiji, Lao PDR and Thailand) and 2 low-income ones (Liberia and Mali). Reductions in profit tax rates are often combined with efforts to widen the tax base by removing exemptions and with increases in the rates of other taxes, such as value added tax (VAT). Liberia improved the most in the ease of paying taxes. It reduced the corporate income tax rate from 35% to 25% and abolished the turnover tax. The total tax rate fell from 43.7% of profit to 27.4%.

Eleven economies introduced new taxes (Cambodia, Costa Rica, Cyprus, El Salvador, Ethiopia, Japan, Malawi, Maldives, Mali, Nigeria and República Bolivariana de Venezuela). Others increased profit or income tax rates (Botswana, the Dominican Republic and Moldova)<sup>5</sup> or social security contributions (Hungary and Poland).

### WHAT HAVE WE LEARNED FROM 8 YEARS OF DATA?

Since 2005 *Doing Business* has recorded 296 tax reforms in 142 economies (figure 15.1). Some of these reforms introduced online filing, added in 29 economies in the past 8 years. These and other improvements to simplify tax compliance reduced the time required to comply with the 3 major taxes measured (profit, labor and consumption taxes) by 54 hours on average, and the number of payments by 7. Eastern Europe and Central Asia had the biggest improvement, with the time reduced by 181 hours and the number of payments by 24 (figure 15.2). Upper-middle-income economies have advanced the most toward the frontier in regulatory practice in paying taxes, followed by lower-middle-income economies (figure 15.3).

**TABLE 15.3 Who makes paying taxes easy and who does not—and where is the total tax rate highest?**

Payments (number per year)			
Fewest		Most	
Hong Kong SAR, China	3	Antigua and Barbuda	57
Saudi Arabia	3	Guinea	58
Norway	4	Senegal	59
Qatar	4	Panama	60
Sweden	4	Congo, Rep.	61
United Arab Emirates	4	Sri Lanka	61
Georgia	5	Côte d'Ivoire	62
Singapore	5	Serbia	66
Chile	6	Tajikistan	69
Malta	6	Venezuela, RB	71

Time (hours per year)			
Fastest		Slowest	
United Arab Emirates	12	Cameroon	654
Bahrain	36	Ecuador	654
Qatar	48	Senegal	666
Bahamas, The	58	Mauritania	696
Luxembourg	59	Chad	732
Oman	62	Venezuela, RB	792
Switzerland	63	Vietnam	872
Saudi Arabia	72	Nigeria	956
Seychelles	76	Bolivia	1,025
Hong Kong SAR, China	78	Brazil	2,600

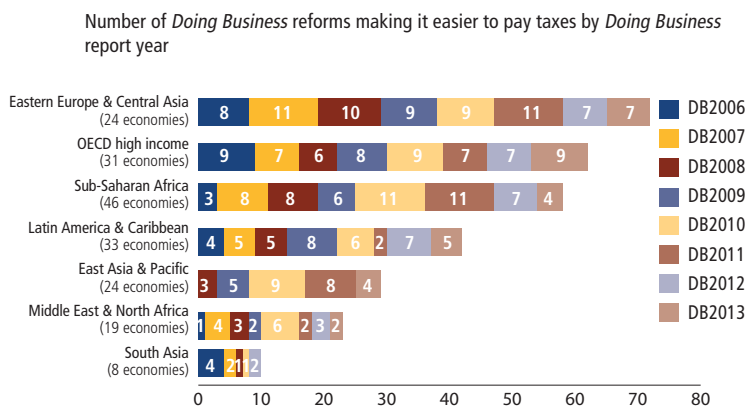
Total tax rate (% of profit)	
Highest	
Colombia	74.8
Palau	75.7
Bolivia	83.4
Tajikistan	84.5
Eritrea	84.5
Uzbekistan	98.5
Argentina	108.3 <sup>a</sup>
Comoros	217.9 <sup>a</sup>
Gambia, The	283.5 <sup>a</sup>
Congo, Dem. Rep.	339.7 <sup>a</sup>

Note: The indicator on payments is adjusted for the possibility of electronic or joint filing and payment when used by the majority of firms in an economy. See the data notes for more details.

a. As a result of assumptions about the profit margin used to standardize the financial statements of the case study company, in 4 economies the amount of taxes due would exceed the profit of the company. To be able to comply with its tax obligations in these economies, the company would therefore have to charge more for its products and generate a higher profit. The methodology does not allow for price adjustments and assumes a standard cost markup of 120%. See the data notes for more details.

Source: *Doing Business* database.

FIGURE 15.1 Tax reforms implemented by more than 75% of economies in the past 8 years



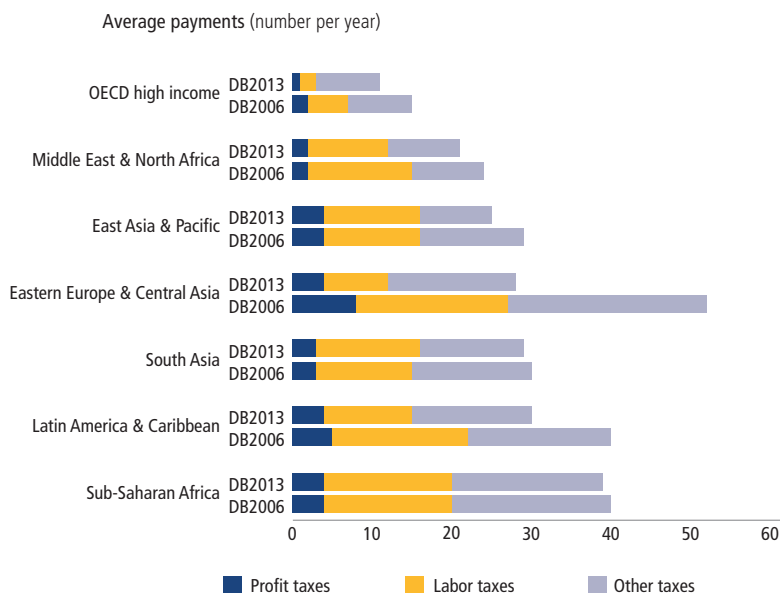
Note: An economy can be considered to have only 1 *Doing Business* reform per topic and year. The data sample for DB2006 (2004) includes 174 economies. The sample for DB2013 (2011) also includes The Bahamas, Bahrain, Barbados, Brunei Darussalam, Cyprus, Kosovo, Liberia, Luxembourg, Malta, Montenegro and Qatar, for a total of 185 economies.

Source: *Doing Business* database.

Besides lessening the administrative burden of taxes, many economies also reduced tax rates, often from relatively high levels and with complementary efforts to improve tax compliance. Sub-Saharan Africa had the largest reduction in the total tax rate, 13.3 percentage points on average since 2005. Some of this reduction came from the introduction of VAT,

which replaced the cascading sales tax.<sup>6</sup> Burundi, Djibouti, Mozambique, Sierra Leone and Swaziland all introduced VAT systems. In Sierra Leone tax revenue remained relatively stable as a percentage of GDP, rising only from 10.8% in 2005 to 11% in 2009. But the share of revenue coming from taxes on goods and services increased from 11.9% to 24.6%.<sup>7</sup>

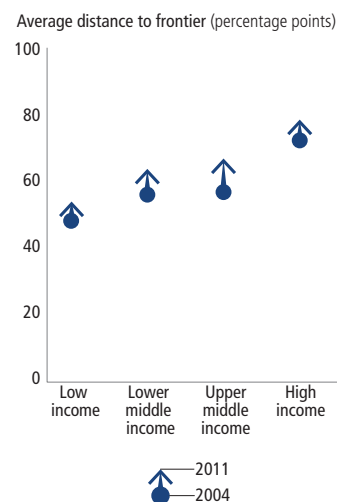
FIGURE 15.2 Tax compliance simplified the most in Eastern Europe and Central Asia



Note: To ensure an accurate comparison, the figure shows data for the same sample of 174 economies for both DB2006 (2004) and DB2013 (2011) and uses the regional classifications that apply in 2012. The economies added to the *Doing Business* sample after 2004 and therefore excluded here are The Bahamas, Bahrain, Barbados, Brunei Darussalam, Cyprus, Kosovo, Liberia, Luxembourg, Malta, Montenegro and Qatar. DB2006 data are adjusted for any data revisions and changes in methodology.

Source: *Doing Business* database.

FIGURE 15.3 Middle-income economies have advanced the most toward the frontier in paying taxes



Note: The distance to frontier measure shows how far on average an economy is from the best performance achieved by any economy on each *Doing Business* indicator—in this case for the paying taxes indicators since 2004. The measure is normalized to range between 0 and 100, with 100 representing the best performance (the frontier). The data refer to the 174 economies included in *Doing Business 2006* (2004). Eleven economies were added in subsequent years. The figure shows data for the financial years 2004 (measured by the paying taxes indicators in *Doing Business 2006*) and 2011 (measured in *Doing Business 2013*).

Source: *Doing Business* database.

Many African economies also reduced profit tax rates in the past 8 years, reducing the share of profit taxes in the total tax rate by 0.9 percentage point on average in the region. But the biggest reduction in this share occurred in OECD high-income economies, where it fell by 4.1 percentage points on average. Over the same period tax revenue increased slightly as a percentage of GDP in Sub-Saharan Africa and remained relatively stable in OECD high-income economies.<sup>8</sup>

Such reforms have had positive effects. Matching the data available since 2005 on total tax rates with investment data indicates that a reduction of 1 percentage point in the total tax rate is linked to an increase in investment equivalent to 1% of GDP.<sup>9</sup>

Belarus has advanced the furthest toward the frontier in regulatory practice in paying taxes since 2004 (table 15.4). Embarking on an ambitious tax reform in

**TABLE 15.4** Who has narrowed the distance to frontier in paying taxes the most since 2004?

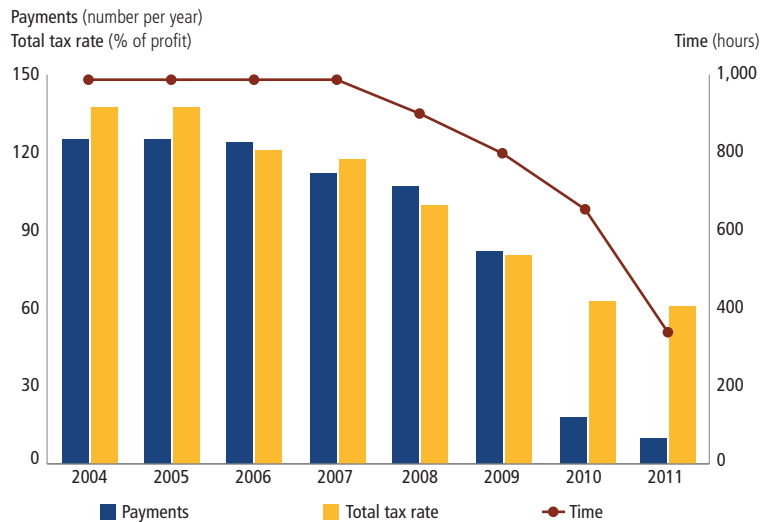
Most improved	Improvement in distance to frontier (percentage points)
Belarus	61 (0→61)
Colombia	47 (13→60)
Georgia	47 (39→86)
China	42 (19→61)
Azerbaijan	37 (38→75)
Ukraine	31 (16→47)
Argentina	30 (14→44)
Sierra Leone	30 (34→64)
Uruguay	30 (31→61)
Yemen, Rep.	30 (33→63)

Note: The distance to frontier measure shows how far on average an economy is from the best performance achieved by any economy on each *Doing Business* indicator—in this case for the paying taxes indicators since 2004. The measure is normalized to range between 0 and 100, with 100 representing the best performance (the frontier). The data refer to the 174 economies included in *Doing Business 2006* (2004). Eleven economies were added in subsequent years. The first column lists the top 10 most improved economies in order; the second shows the absolute improvement in the distance to frontier between financial years 2004 and 2011.

Source: *Doing Business* database.

2005, Belarus abolished several taxes, reduced tax rates, broadened the tax base, simplified filing forms and the tax law and invested in electronic systems that make it easier to file and pay taxes. These changes reduced the number of annual payments from 125 to 10, the time from 987 hours a year to 338 and the total tax rate from 137.5% of profit to 60.7% (figure 15.4). The efforts to make tax compliance easier and less costly are paying off. While 1,681 new limited liability corporations registered for the first time in 2005 in Belarus, 6,142 did so in 2011. Indeed, the total number registered in this period increased by 68.9% (from 27,619 to 46,653).<sup>10</sup>

**FIGURE 15.4** Broad tax reform in Belarus reduces payments, time and total tax rate



Source: *Doing Business* database.

## NOTES

This topic note was written by Nan Jiang, Pawel Kopko, Nina Paustian, Momodou Salifu Sey and Tea Trumbic.

1. Companies sometimes prefer more frequent payments, to smooth cash flow, and less frequent filing.
2. The threshold is set at the 15th percentile of the total tax rate distribution, and this year is 25.7%. All economies with a total tax rate below this level receive the same percentile ranking on this component. The threshold is not based on any economic theory of an "optimal tax rate" that minimizes distortions or maximizes efficiency in the tax system of an economy overall. Instead, it is mainly empirical in nature, set at the lower end of the distribution of tax rates levied on medium-size enterprises in the manufacturing sector as observed through the paying taxes indicators. This reduces the bias in the indicators toward economies that do not need to levy significant taxes on companies like the *Doing Business* standardized case study company because they raise public revenue in other ways—for example, through taxes on foreign companies, through taxes on sectors other than manufacturing or from natural resources (all of which are outside the scope of the methodology).
3. One of the economies added to the sample in this year's report, Malta, has offered electronic filing for several years and so is included in the count for 2010.
4. Mexico, for example, has relied heavily on technology and the use of electronic systems to lessen the administrative burden for taxpayers. These efforts simplified requirements for firms, reducing the number of annual tax payments recorded by *Doing Business* from 27 in 2007 to 6 in 2011 and the time to comply with major taxes from 549 hours to 337.
5. At the same time Moldova reduced the withholding tax for dividends from 15% to 6% and lowered the withholding tax for payments other than dividends from 15% to 12%. In addition, it introduced a new tax regime for small and medium-size enterprises under which small companies pay a single tax of 3% of revenues from operational activities.
6. VAT is collected by the firm and its cost is fully passed on to the consumer. Because the firm has to make the payments and spend time filling out the returns, VAT is included in the indicators on payments and time. But the amount of VAT paid is not included in the total tax rate. Cascading sales tax, which is paid at every point of the supply chain, is included in the total tax rate, because the firm cannot deduct the sales tax it pays on its supplies from the amount it owes on its sales. Economies introducing VAT regimes to replace the sales tax regime have therefore seen a reduction in their total tax rate.
7. World Bank, World Development Indicators database, <http://data.worldbank.org/>.
8. World Bank, World Development Indicators database, <http://data.worldbank.org/>.

9. Following Eifert (2009) and Djankov, McLiesh and Ramalho (2006), the analysis controls for government consumption, institutional quality and corruption perception. It also controls for total trade openness and rents from natural resources.
10. World Bank Group Entrepreneurship Snapshots. The full data set is available on the *Doing Business* website (<http://www.doingbusiness.org>).

2007 2012 2011  
 2005 2009 2004  
 2008 2006 2010 2013

## Trading across borders

- Trading across borders remains easiest in Singapore.
- From June 2011 to June 2012 *Doing Business* recorded 22 reforms making it easier to trade across borders.
- South Africa made the biggest improvement in the ease of trading across borders in the past year.
- Georgia has made the greatest progress toward the frontier in regulatory practice in trading across borders since 2005. Among the 10 economies making the most progress, 4 are in Sub-Saharan Africa.
- The most common feature of trade facilitation reforms in the past 8 years was the introduction or improvement of electronic submission and processing.
- Economies in Latin America and the Caribbean have made the biggest reductions in the time to trade across borders since 2005. Those in the Middle East and North Africa have made the biggest reductions in the documents required to export and import.

For more information on good practices and research related to trading across borders, visit <http://www.doingbusiness.org/data/exploretopics/trading-across-borders>. For more on the methodology, see the section on trading across borders in the data notes.

"Inefficiencies in processing and clearing goods put traders in developing countries at a competitive disadvantage," declared the heads of the World Bank and regional development banks in a statement urging the international community to commit to a new WTO trade facilitation agreement. "Developing countries stand to gain the most from improving trade facilitation. The right support will help traders in poorer countries compete and integrate into global supply chains."<sup>1</sup>

To shed light on the bureaucratic and logistical hurdles facing traders, *Doing Business* measures the time and cost (excluding tariffs) associated with exporting and importing by sea transport and the number of documents necessary to complete the transaction.<sup>2</sup> The indicators cover documentation requirements and procedures at customs and other regulatory agencies as well as at the port. They also cover logistical aspects, including the time and cost of inland transport between the largest business city and the main port used by traders. As measured by *Doing Business*, trading across borders remains easiest in Singapore (tables 16.1 and 16.2).

Outdated and inefficient border procedures, inadequate infrastructure and lack of reliable logistics services often mean high transactions costs and long delays, particularly for landlocked economies.<sup>3</sup> The more costly and time consuming it is to export or import, the more difficult it is for local companies to be competitive and to reach international markets. Indeed, a study in Sub-Saharan Africa shows that reducing inland travel time by 1 day increases exports by 7%.<sup>4</sup>

TABLE 16.1 Where is trading across borders easiest—and where most difficult?

Easiest	RANK	Most difficult	RANK
Singapore	1	Niger	176
Hong Kong SAR, China	2	Burundi	177
Korea, Rep.	3	Afghanistan	178
Denmark	4	Iraq	179
United Arab Emirates	5	Chad	180
Finland	6	Congo, Rep.	181
Estonia	7	Central African Republic	182
Sweden	8	Kazakhstan	182
Panama	9	Tajikistan	184
Israel	10	Uzbekistan	185

Note: Rankings are the average of the economy's rankings on the documents, time and cost required to export and import. See the data notes for details. Economies shown with the same number are tied in the ranking.

Source: *Doing Business* database.

### WHO REFORMED IN TRADING ACROSS BORDERS IN 2011/12?

In 2011/12 South Africa improved the most in the ease of trading across borders as measured by *Doing Business*. Through its customs modernization program it implemented measures that reduced the time, cost and documents required for international trade (figure 16.1). Improvements in South Africa have effects throughout southern Africa. Since overseas goods to and from Botswana, Lesotho, Swaziland and Zimbabwe transit through South Africa, traders in these economies are also enjoying the benefits.

South Africa was not alone. *Doing Business* recorded reforms making it easier to trade across borders in 21 other economies in the past year, for a total of 22 (table 16.3). Latin America and the

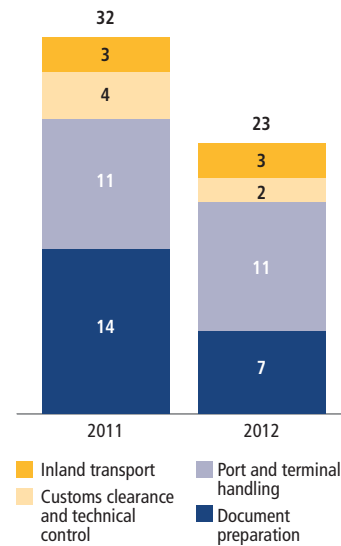
TABLE 16.2 Who makes exporting easy—and who does not?				Who makes importing easy—and who does not?			
Documents (number)				Documents (number)			
Fewest		Most		Fewest		Most	
France	2	Afghanistan	10	France	2	Chad	11
Canada	3	Burkina Faso	10	Denmark	3	Niger	11
Estonia	3	Côte d'Ivoire	10	Korea, Rep.	3	Russian Federation	11
Japan	3	Iraq	10	Panama	3	Tajikistan	11
Korea, Rep.	3	Angola	11	Sweden	3	Bhutan	12
Panama	3	Cameroon	11	Hong Kong SAR, China	4	Cameroon	12
Sweden	3	Congo, Rep.	11	Israel	4	Eritrea	12
Finland	4	Nepal	11	Netherlands	4	Kazakhstan	12
Hong Kong SAR, China	4	Tajikistan	11	Singapore	4	Uzbekistan	14
Singapore	4	Uzbekistan	13	United Kingdom	4	Central African Republic	17

Time (days)				Time (days)			
Fastest		Slowest		Fastest		Slowest	
Denmark	5	Zimbabwe	53	Singapore	4	Niger	64
Estonia	5	Central African Republic	54	Cyprus	5	Kazakhstan	69
Hong Kong SAR, China	5	Niger	59	Denmark	5	Venezuela, RB	71
Singapore	5	Kyrgyz Republic	63	Estonia	5	Tajikistan	72
Netherlands	6	Tajikistan	71	Hong Kong SAR, China	5	Zimbabwe	73
United States	6	Afghanistan	74	United States	5	Kyrgyz Republic	75
Germany	7	Chad	75	Netherlands	6	Afghanistan	77
Luxembourg	7	Iraq	80	Sweden	6	Iraq	82
Norway	7	Uzbekistan	80	United Kingdom	6	Uzbekistan	99
United Kingdom	7	Kazakhstan	81	Luxembourg	7	Chad	101

Cost (US\$ per container)				Cost (US\$ per container)			
Least		Most		Least		Most	
Malaysia	435	Afghanistan	3,545	Malaysia	420	Kazakhstan	4,665
Singapore	456	Iraq	3,550	Singapore	439	Kyrgyz Republic	4,700
Finland	540	Niger	3,676	Hong Kong SAR, China	565	Uzbekistan	4,750
Hong Kong SAR, China	575	Congo, Rep.	3,818	Israel	565	Rwanda	4,990
Morocco	577	Kyrgyz Republic	4,160	São Tomé and Príncipe	577	Burundi	5,005
China	580	Uzbekistan	4,585	United Arab Emirates	590	Zimbabwe	5,200
Philippines	585	Kazakhstan	4,685	Vietnam	600	Central African Republic	5,554
Thailand	585	Central African Republic	5,491	China	615	Congo, Rep.	7,709
Latvia	600	Chad	5,902	Finland	620	Chad	8,525
Vietnam	610	Tajikistan	8,450	Fiji	635	Tajikistan	9,800

Source: *Doing Business* database.

FIGURE 16.1 Modernizing customs made importing faster in South Africa  
Time to import (days)



Source: *Doing Business* database.

Caribbean and Sub-Saharan Africa had the most, with 6 each, followed by OECD high-income economies (5) and Eastern Europe and Central Asia (2). One reform each was also recorded in East Asia and the Pacific, the Middle East and North Africa and South Asia. Six economies made trading across borders more difficult as measured by *Doing Business*—4 in Latin America and the Caribbean and 2 in Sub-Saharan Africa.

Automation has continued to play an important part in facilitating the processing and clearance of goods in many economies. In the past year 6 economies—Belize, Dominica, Grenada, Lao PDR, Sri Lanka, and Trinidad and Tobago—implemented computerized customs management systems that allow web-based submission of customs declarations.

### WHAT HAVE WE LEARNED FROM 8 YEARS OF DATA?

In the past 8 years *Doing Business* recorded 212 trade facilitation reforms around the world (figure 16.2). Eastern Europe and Central Asia and the Middle East and North Africa had the largest share

**TABLE 16.3 Who made trading across borders easier in 2011/12—and what did they do?**

Feature	Economies	Some highlights
Introduced or improved electronic submission and processing	Belize; Botswana; Burundi; Czech Republic; Dominica; Grenada; Hungary; Lao PDR; Niger; Qatar; South Africa; Spain; Sri Lanka; Trinidad and Tobago; Uruguay	Lao PDR launched the ASYCUDA electronic data interchange system at the Thanaleng–Friendship Bridge border crossing.
Improved customs administration	Georgia; Jamaica; Malawi; South Africa	Jamaica facilitated overnight processing of customs declarations by extending the hours for lodging customs entries.
Introduced electronic single window	Benin; Portugal; Uzbekistan	Benin implemented an electronic single-window and unique payment system integrating customs, control agencies, port authorities and other service providers at the Cotonou port.
Introduced or improved risk-based inspections	Botswana; Lao PDR	Botswana introduced a scanner at the Kopfontein–Tlokweng border crossing, replacing physical inspections. Trucks are selected for scanning on the basis of their risk.
Improved port procedures	Netherlands; Uruguay	The Netherlands introduced a new web-based system for cargo release at the port terminals in Rotterdam.

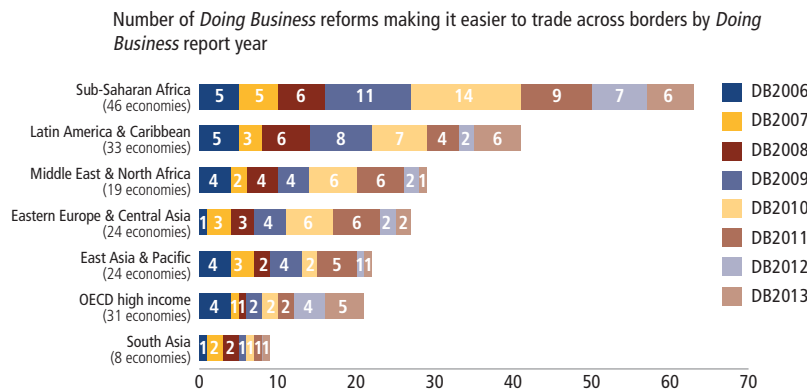
Source: *Doing Business* database.

of economies with such reforms: in both regions 83% implemented at least 1. Latin America and the Caribbean had the next largest share, with 73% of economies implementing at least 1, followed closely by Sub-Saharan Africa with 72%. The share in East Asia and the Pacific was 63%, in South Asia 50% and among the OECD high-income economies 42%.

Thanks to these efforts, trading across borders as measured by *Doing Business* has become faster and easier around the world. In 2006 it took 26.0 days on average to export and 30.4 days to import

a standardized cargo of goods by ocean transport (with every official procedure recorded but actual time in the ocean excluded). Today it takes only 22.2 days on average to export and 25.0 to import (figure 16.3). Analysis shows that such gains have had positive effects. Matching the data available since 2005 on the time to trade across borders with GDP per capita growth data indicates that a reduction of 4 days in the time to import or export is linked to an increase in the per capita growth rate of 0.1 percentage point.<sup>5</sup>

**FIGURE 16.2 Sub-Saharan Africa leads in number of trade facilitation reforms**



Note: An economy can be considered to have only 1 *Doing Business* reform per topic and year. The data sample for DB2006 (2005) includes 174 economies. The sample for DB2013 (2012) also includes The Bahamas, Bahrain, Barbados, Brunei Darussalam, Cyprus, Kosovo, Liberia, Luxembourg, Malta, Montenegro and Qatar, for a total of 185 economies. Source: *Doing Business* database.

**TABLE 16.4 Who has narrowed the distance to frontier in trading across borders the most since 2005?**

Most improved	Improvement in distance to frontier (percentage points)
Georgia	49 (28→77)
France	31 (57→88)
Rwanda	30 (0→30)
Thailand	28 (52→80)
Djibouti	25 (50→75)
Madagascar	25 (38→63)
Senegal	23 (48→71)
Romania	20 (50→70)
Kenya	19 (26→45)
Korea, Rep.	17 (74→91)

Note: The distance to frontier measure shows how far on average an economy is from the best performance achieved by any economy on each *Doing Business* indicator since 2005—in this case for the trading across borders indicators. The measure is normalized to range between 0 and 100, with 100 representing the best performance (the frontier). The data refer to the 174 economies included in *Doing Business 2006* (2005). Eleven economies were added in subsequent years. The first column lists the top 10 most improved economies in order; the second shows the absolute improvement in the distance to frontier between 2005 and 2012.

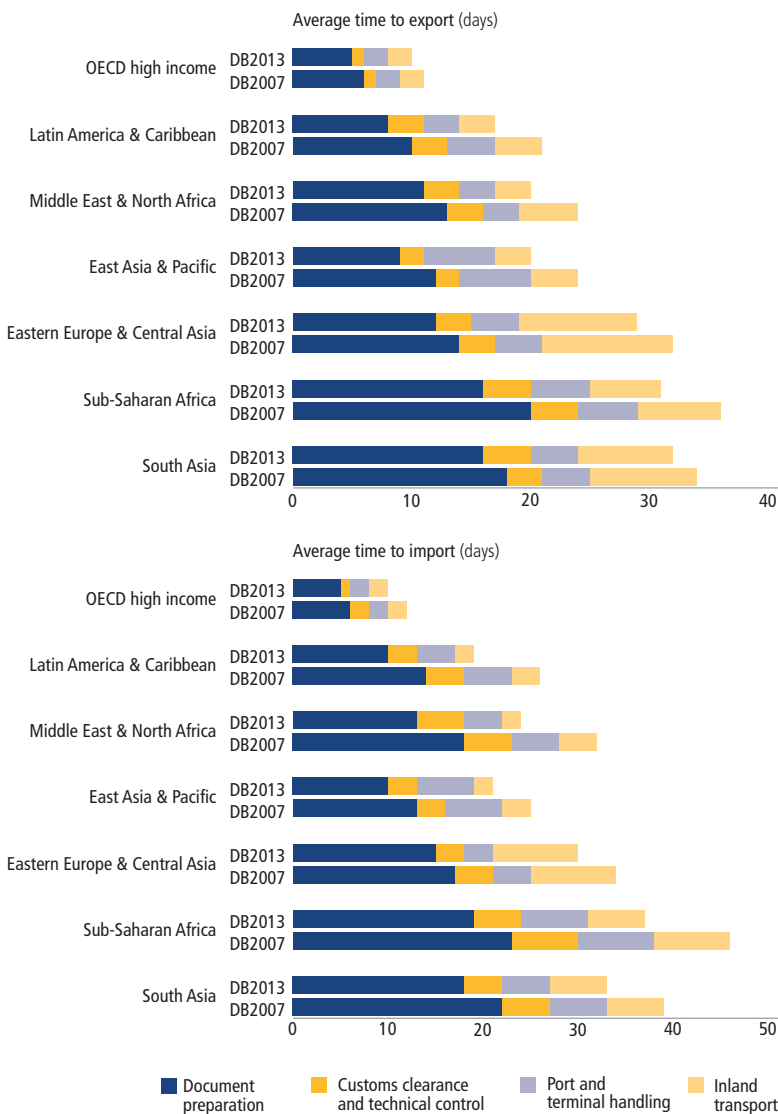
Source: *Doing Business* database.

While many economies have made strides in improving international trade practices, Georgia has made the greatest progress toward the frontier in regulatory practice in trading across borders since 2005 (table 16.4). It did so through improvements over several years. In 2006 Georgia enacted a new customs code, simplifying the customs clearance process and better aligning it with international good practices. Three years later it reduced the cost to trade and simplified the documentation requirements for imports and exports. And in the past year Georgia created customs clearance zones—one-stop shops for different clearance processes.

The most common feature of trade facilitation reforms in all regions over the past 8



FIGURE 16.3 Large decline in document preparation time across regions



Note: To ensure an accurate comparison, the figure shows data for the same sample of 174 economies for both DB2007 (2006) and DB2013 (2012) and uses the regional classifications that apply in 2012. The economies added to the *Doing Business* sample after 2006 and therefore excluded here are The Bahamas, Bahrain, Barbados, Brunei Darussalam, Cyprus, Kosovo, Liberia, Luxembourg, Malta, Montenegro and Qatar. DB2007 data are adjusted for any data revisions and changes in methodology.

Source: *Doing Business* database.

years was the introduction or improvement of electronic submission and processing of customs declarations—implemented in 110 economies. The improvement of customs administration was the second most common feature, undertaken by 61 economies. Improving port procedures was the third most common among economies in Sub-Saharan Africa and the Middle East and North Africa. By contrast, among other economies, including those in Eastern Europe and Central Asia, Latin America and the Caribbean and the OECD high-income group, introducing or improving risk-based inspection systems was more common.

NOTES

This topic note was written by Iryna Bilotserkivska, Robert Murillo and Mikiko Imai Ollison.

1. Zoellick and others 2012.
2. To ensure comparability across economies, the *Doing Business* methodology assumes that trade is by sea transport and therefore may not capture regional trade in some regions, such as Sub-Saharan Africa and Eastern Europe and Central Asia. While sea transport still accounts for the majority of world trade, regional trade is becoming increasingly important for small and medium-size enterprises.
3. Arvis, Marteau and Raballand 2010.
4. Freund and Rocha 2011. The authors use a modified gravity equation that controls for importer fixed effects and exporter remoteness to understand whether different types of export costs affect trade differently. All 3 techniques used to analyze the effect on trade values of export times for key components lead to the same conclusion: that inland transit delays have a robust negative effect on export values.
5. Results are based on Arellano-Bond dynamic panel estimation to control for economic cycle and time-invariant country-specific factors. Following Eifert (2009) and Djankov, McLiesh and Ramalho (2006), the analysis controls for initial level of education, initial level of income per capita and institutional quality. It also controls for total trade openness and rents from natural resources.

2007 2012 2011  
 2005 2009 2004  
 2008 2006 2010 2013

- Enforcing contracts is easiest in Luxembourg, where it takes 321 days and 26 procedures and costs 9.7% of the value of the claim.
- From June 2011 to June 2012 *Doing Business* recorded 11 reforms making it easier to enforce contracts.
- In the past year Poland improved the most in the ease of enforcing contracts.
- Bhutan has advanced the furthest toward the frontier in regulatory practice in contract enforcement since 2005. Among the 10 economies making the greatest progress in this period, 6 are in Sub-Saharan Africa.
- Introducing specialized commercial courts or divisions was the most common feature of reforms making it easier to enforce contracts in the past 8 years.

For more information on good practices and research related to enforcing contracts, visit <http://www.doingbusiness.org/data/exploretopics/enforcing-contracts>. For more on the methodology, see the section on enforcing contracts in the data notes.

## Enforcing contracts

A judicial system that provides effective commercial dispute resolution is crucial to a healthy economy.<sup>1</sup> Without one, firms risk finding themselves operating in an environment where compliance with contractual obligations is not the norm. While using alternative dispute resolution systems may have benefits, *Doing Business* focuses on how public institutions function in the case of a commercial dispute.<sup>2</sup> *Doing Business* measures the time, cost and procedural complexity of resolving a commercial lawsuit between 2 domestic businesses. The dispute involves the breach of a sales contract worth twice the income per capita of the economy. The case study assumes that the court hears arguments on the merits and that an expert provides an opinion on the quality of the goods in dispute. This distinguishes the case from simple debt enforcement. The time, cost and procedures are measured from the perspective of an entrepreneur (the plaintiff) pursuing the standardized case through local courts.

Efficiency in this process matters. A study in Eastern Europe found that in countries with slower courts, firms on average tend to have less bank financing for new investment. The study shows that reforms in other areas, such as creditors' rights, help increase bank lending only if contracts can be enforced before the courts.<sup>3</sup> Another recent study, analyzing 98 developing economies, suggests that foreign direct investment tends to be greater where the cost of contract enforcement in debt collection and property eviction cases is lower, particularly when the host economy is more indebted.<sup>4</sup>

Among the 185 economies covered by *Doing Business*, Luxembourg has the top ranking on the ease of enforcing contracts (table 17.1). But contract enforcement is fastest in Singapore, where it takes only 150 days to resolve the standardized case measured by *Doing Business* (table 17.2).

### WHO REFORMED IN ENFORCING CONTRACTS IN 2011/12?

From June 2011 to June 2012 *Doing Business* recorded 11 reforms making it easier to enforce contracts and 1 making it more difficult (table 17.3). Brazil, Rwanda and Saudi Arabia improved electronic systems in their courts. Such systems offer multiple benefits. By allowing litigants to file complaints electronically in commercial cases, they can speed up the filing and service process. They can prevent the

TABLE 17.1 Where is enforcing contracts easiest—and where most difficult?

Easiest	RANK	Most difficult	RANK
Luxembourg	1	Syrian Arab Republic	176
Korea, Rep.	2	Central African Republic	177
Iceland	3	Benin	178
Norway	4	Honduras	179
Germany	5	Suriname	180
United States	6	São Tomé and Príncipe	181
Austria	7	Bangladesh	182
France	8	Angola	183
Finland	9	India	184
Hong Kong SAR, China	10	Timor-Leste	185

Note: Rankings are the average of the economy's rankings on the procedures, time and cost to resolve a commercial dispute through the courts. See the data notes for details.

Source: *Doing Business* database.

**TABLE 17.2 Who makes enforcing contracts easy—and who does not?**

Procedures (number of steps)			
Fewest		Most	
Ireland	21	Armenia	49
Singapore	21	Guinea	49
Rwanda	23	Kuwait	50
Austria	25	Belize	51
Belgium	26	Iraq	51
Luxembourg	26	Oman	51
Netherlands	26	Timor-Leste	51
Czech Republic	27	Kosovo	53
Hong Kong SAR, China	27	Sudan	53
Iceland	27	Syrian Arab Republic	55

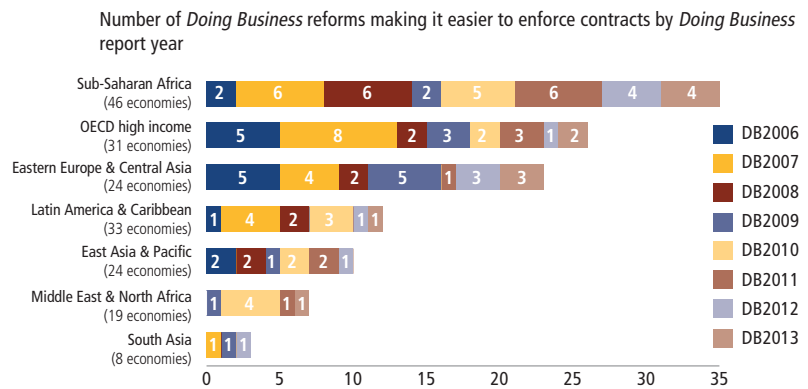
Time (days)			
Fastest		Slowest	
Singapore	150	Sri Lanka	1,318
Uzbekistan	195	Barbados	1,340
New Zealand	216	Trinidad and Tobago	1,340
Bhutan	225	Colombia	1,346
Korea, Rep.	230	India	1,420
Rwanda	230	Bangladesh	1,442
Azerbaijan	237	Guatemala	1,459
Kyrgyz Republic	260	Afghanistan	1,642
Namibia	270	Guinea-Bissau	1,715
Russian Federation	270	Suriname	1,715

Cost (% of claim)			
Least		Most	
Bhutan	0.1	Comoros	89.4
Iceland	8.2	Malawi	94.1
Luxembourg	9.7	Cambodia	103.4
Norway	9.9	Papua New Guinea	110.3
Korea, Rep.	10.3	Zimbabwe	113.1
China	11.1	Indonesia	139.4
Slovenia	12.7	Mozambique	142.5
Portugal	13.0	Congo, Dem. Rep.	147.6
Finland	13.3	Sierra Leone	149.5
Russian Federation	13.4	Timor-Leste	163.2

Source: *Doing Business* database.

loss, destruction or concealment of court records. And they can increase transparency and limit opportunities for corruption in the judiciary. Even more beneficial is the use of computerized systems for case management. Case management,

**FIGURE 17.1 Sub-Saharan Africa continues to lead in number of contract enforcement reforms**



Note: An economy can be considered to have only 1 *Doing Business* reform per topic and year. The data sample for DB2006 (2005) includes 174 economies. The sample for DB2013 (2012) also includes The Bahamas, Bahrain, Barbados, Brunei Darussalam, Cyprus, Kosovo, Liberia, Luxembourg, Malta, Montenegro and Qatar, for a total of 185 economies.

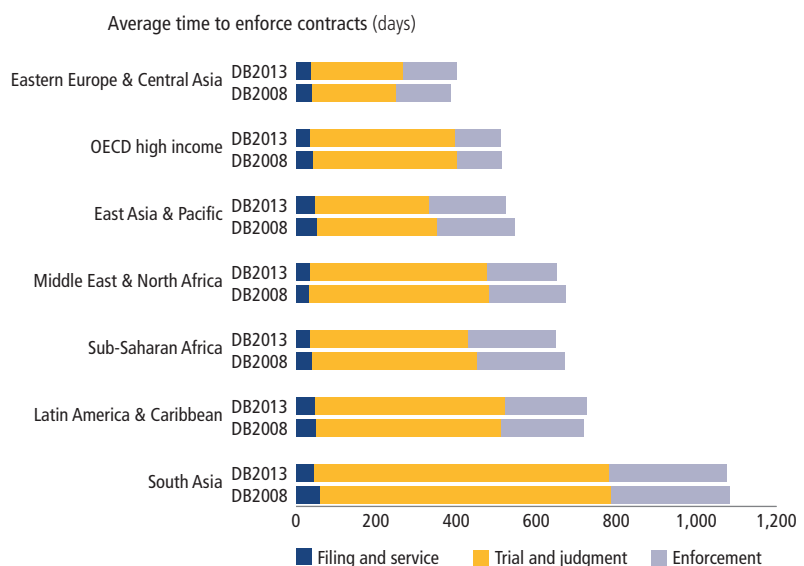
Source: *Doing Business* database.

which involves monitoring and managing cases in the court docket from the filing of the claim until the judgment is issued, has proved to be an effective tool for reducing procedural delays at court and for monitoring the performance of judges and court officers.

Increasing the specialization of judges, divisions or courts in commercial cases has been a common feature of reforms

to increase court efficiency in recent years. Two economies implemented such reforms in the past year. Liberia launched a specialized commercial court in November 2011 and has already appointed 3 new judges for the court. Cameroon created specialized commercial divisions within its courts of first instance. Benin appointed more judges and bailiffs in commercial courts. And it introduced the

**FIGURE 17.2 Contract enforcement has become faster in most regions**



Note: To ensure an accurate comparison, the figure shows data for the same sample of 178 economies for both DB2008 (2007) and DB2013 (2012) and uses the regional classifications that apply in 2012. The economies added to the *Doing Business* sample after 2007 and therefore excluded here are The Bahamas, Bahrain, Barbados, Cyprus, Kosovo, Malta and Qatar. DB2008 data are adjusted for any data revisions and changes in methodology.

Source: *Doing Business* database.

**TABLE 17.3 Who made enforcing contracts easier in 2011/12—and what did they do?**

Feature	Economies	Some highlights
Increased procedural efficiency at main trial court	Georgia; Poland; Slovak Republic; Turkey	The Slovak Republic amended its civil procedure code to simplify and speed up proceedings and to limit obstructive tactics by the parties to a case.
Introduced or expanded computerized case management system	Brazil; Rwanda; Saudi Arabia	Saudi Arabia expanded the computerization of its courts and introduced an electronic filing system for commercial cases, allowing attorneys to submit a summons online through a dedicated website.
Significantly increased number of judges	Benin; Liberia; Poland	Poland appointed more judges and bailiffs in commercial courts.
Made enforcement of judgment more efficient	Poland; Serbia	Serbia introduced private bailiffs.
Introduced specialized commercial court	Cameroon; Liberia	Liberia launched a specialized commercial court in November 2011 and has appointed 3 new judges for the court.

Source: *Doing Business* database.

concept of managing judges as well as enforcement judges.

Serbia made it easier to enforce contracts by introducing a private bailiff system, providing competitive options for enforcing a binding decision. The winning party in a commercial case may now choose between private and court bailiffs to carry out enforcement proceedings.

Georgia, Poland, the Slovak Republic and Turkey amended the procedural rules applying to commercial cases, mainly to simplify and speed up proceedings and to limit obstructive tactics by the parties to a case. New legislation adopted in January 2012 by the Slovak Republic imposes new individual deadlines on the parties at different stages of the proceedings. For example, courts are now obliged to

deliver a complaint to the defendant in less than 60 days.

### WHAT HAVE WE LEARNED FROM 8 YEARS OF DATA?

In the past 8 years *Doing Business* recorded 116 reforms that helped improve court efficiency in commercial dispute resolution. Sub-Saharan Africa had the most reforms, with 35 (figure 17.1). But Eastern Europe and Central Asia, the region where contract enforcement is the fastest on average (figure 17.2), had the largest share of economies with such reforms: 15 of 24 economies in the region implemented at least 1.

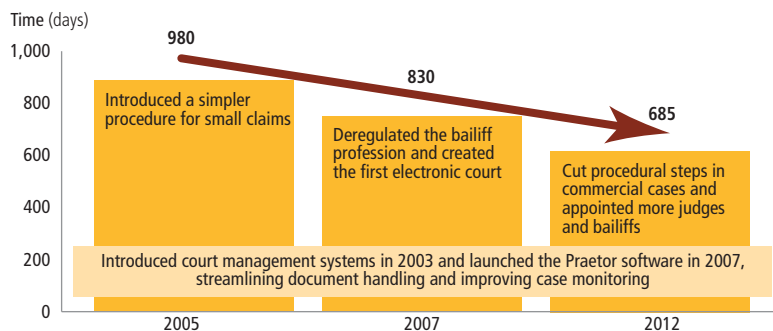
Some economies introduced specialized commercial courts. Others overhauled the organization of their courts or their system of judicial case management for commercial dispute resolution. In the past

year the implementation of electronic filing systems was among the most common improvements recorded by *Doing Business*. Today 19 economies allow electronic filing of complaints, including 12 OECD high-income economies. Among all OECD high-income economies, the average time for filing and service fell by 9 days between 2007 and 2012 (see figure 17.2).

Specialized courts tend to improve efficiency.<sup>5</sup> Creating specialized commercial courts can result in faster and less costly contract enforcement, particularly where the commercial caseload is large. Today 82 of the 185 economies covered by *Doing Business* have a dedicated stand-alone court, a specialized commercial section within an existing court or specialized judges within a general civil court. In 7 Sub-Saharan African economies that introduced commercial courts or sections in the past 10 years—the Democratic Republic of Congo, Ghana, Lesotho, Mauritania, Mozambique, Nigeria and Rwanda—the average time to resolve the standardized case measured by *Doing Business* dropped by more than 5 months.

Poland improved the most in the ease of enforcing contracts in the past year and is also among the 10 economies advancing the furthest toward the frontier in regulatory practice in this area since 2005 (table 17.4). In 2003 resolving a commercial dispute in Warsaw took 1,000 days. Today, thanks to extensive efforts, it takes 685 (figure 17.3).

**FIGURE 17.3 How Poland cut the time to enforce contracts by a third in Warsaw**



Source: *Doing Business* database.

What did Poland do? In 2007 it started deregulating the bailiff profession, increasing the number of service providers. That same year it created its first electronic court, in Lublin; the new court, which processes cases and assigns them to judges in only 2-3 weeks on average, has already dealt with more than 3 million cases. In a parallel effort Poland launched an information technology system in 2003, then the Praetor software in 2007, improving the internal operations of courts over time. The software system facilitates the circulation of documents

**TABLE 17.4 Who has narrowed the distance to frontier in enforcing contracts the most since 2005?**

Most improved	Improvement in distance to frontier (percentage points)
Bhutan	35 (31→66)
Gambia, The	14 (50→64)
Poland	13 (50→63)
Botswana	11 (56→67)
Georgia	11 (59→70)
Mozambique	10 (29→39)
Nigeria	8 (48→56)
Lesotho	7 (44→51)
Mali	6 (43→49)
Portugal	6 <sup>a</sup> (64→70)

*Note:* The distance to frontier measure shows how far on average an economy is from the best performance achieved by any economy on each *Doing Business* indicator since 2005—in this case for the enforcing contracts indicators. The measure is normalized to range between 0 and 100, with 100 representing the best performance (the frontier). The data refer to the 174 economies included in *Doing Business 2006* (2005). Eleven economies were added in subsequent years. The first column lists the top 10 most improved economies in order; the second shows the absolute improvement in the distance to frontier between 2005 and 2012.

a. Ethiopia, FYR Macedonia and Malaysia also have an improvement of 6 percentage points.

*Source:* *Doing Business* database.

within the court and allows users to trace the history of the decision stage for particular documents. By 2007 the implementation of these court management systems had already reduced the backlog of cases by 36% compared with 2004.

Efforts are ongoing. In May 2012 Poland amended its civil procedure code, eliminating separate procedural steps in commercial cases. Poland also appointed more judges and bailiffs to the district and regional commercial courts, expanded the role of judges in managing processes (particularly in the introduction of evidence), expanded the responsibilities of assistant judges (such as in overseeing bailiffs and enforcing court judgments), allowed new electronic processes and introduced economic incentives for debtors to comply with judgments.

## NOTES

This topic note was written by Joyce Antone Ibrahim and Julien Vilquin.

1. Ramello and Voigt 2012.
2. World Bank Facility for Investment Climate Advisory Services 2011.
3. Safavian and Sharma 2007.
4. Ahlquist and Prakash 2010.
5. Botero and others 2003.

2007 2012 2011  
 2005 2009 2004  
 2008 2006 2010 2013

## Resolving insolvency

- Creditors of firms facing insolvency benefit from the highest recovery rate in Japan.
- From June 2011 to June 2012 *Doing Business* recorded 17 reforms aimed at improving insolvency proceedings.
- Poland is among the 10 economies advancing the furthest toward the frontier in regulatory practice in resolving insolvency since 2005.
- Common features of insolvency reforms in the past 8 years include passing new bankruptcy laws, promoting reorganization proceedings, shortening time limits, regulating the qualifications of insolvency administrators and strengthening the rights of secured creditors.
- Eastern Europe and Central Asia had the biggest increase in the recovery rate in the past 8 years, while OECD high-income economies had the most insolvency reforms.

For more information on good practices and research related to resolving insolvency, visit <http://www.doingbusiness.org/data/exploretopics/resolving-insolvency>. For more on the methodology, see the section on resolving insolvency in the data notes.

Driven by steeper labor costs and the high fuel prices and dampened travel demand resulting from the global financial crisis, American Airlines, the third largest U.S. carrier, filed for Chapter 11 bankruptcy in November 2011. Its core business is still viable, and if allowed to reorganize its finances and operations the company could avoid failure—to the benefit of its creditors, shareholders and employees. Thanks to the solid insolvency laws in the United States, American Airlines had the opportunity to file for restructuring, and if the company's viability is proven, it is expected to survive.<sup>1</sup> This does not happen in the many economies that lack restructuring frameworks.

*Doing Business* measures the time, cost and outcome of insolvency proceedings involving domestic entities. The time required for creditors to recover their credit is recorded in calendar years. The cost of the proceedings is recorded as a percentage of the value of the debtor's estate. The recovery rate for creditors depends on whether the case study company (a hotel business) emerges from the proceedings as a going concern or its assets are sold piecemeal. The rate is recorded as cents on the dollar recouped by creditors through reorganization, liquidation or debt enforcement (foreclosure) proceedings. If an economy had zero insolvency cases a year over the past 5 years, it receives a "no practice" classification. This means that creditors are unlikely to recover their money through a formal legal process (in or out of court). The recovery rate for "no practice" economies is zero. The ranking on the ease of resolving insolvency is based on the recovery rate, which is

affected by the key variables of time, cost and outcome (tables 18.1 and 18.2).

Whether insolvency proceedings are efficient matters not just for firms that are struggling. A recent study shows that Brazil's 2005 bankruptcy reform, which strengthened the rights of secured creditors, led to a significant reduction in the cost of debt and an increase in both short- and long-term debt.<sup>2</sup> However, an analysis of Italy's 2005–06 reform of its bankruptcy law shows that excessive use of reorganization proceedings increases interest rates on loan financing because it reduces the incentives for entrepreneurs to act prudently.<sup>3</sup> Another study, focusing on U.S. airlines, shows that bankruptcies reduce the collateral value of other firms in the same industry, increasing the cost

TABLE 18.1 Where is resolving insolvency easiest—and where most difficult?

Recovery rate			
Easiest		Most difficult	
Japan	92.8	Angola	8.0
Singapore	91.3	Venezuela, RB	6.4
Norway	90.8	São Tomé and Príncipe	5.2
Canada	90.7	Philippines	4.9
Finland	89.7	Micronesia, Fed. Sts.	3.4
Netherlands	88.8	Rwanda	3.1
Belgium	88.7	Congo, Dem. Rep.	1.6
United Kingdom	88.6	Zimbabwe	0.1
Ireland	87.5	Central African Republic	0.0
Denmark	87.1	Eritrea	0.0 <sup>a</sup>

Note: Rankings are based on the recovery rate: how many cents on the dollar creditors recover from an insolvent firm as calculated by *Doing Business*. See the data notes for details.

a. Sixteen economies have a recovery rate of 0, including 14 "no practice" economies.

Source: *Doing Business* database.



TABLE 18.2 Who makes resolving insolvency easy—and who does not?

Time (years)			
Fastest		Slowest	
Ireland	0.4	Congo, Dem. Rep.	5.2
Japan	0.6	Ecuador	5.3
Canada	0.8	Micronesia, Fed. Sts.	5.3
Singapore	0.8	Indonesia	5.5
Belgium	0.9	Haiti	5.7
Finland	0.9	Philippines	5.7
Norway	0.9	Cambodia	6.0
Australia	1.0	Angola	6.2
Belize	1.0	São Tomé and Príncipe	6.2
Denmark	1.0 <sup>a</sup>	Mauritania	8.0

Cost (% of estate)			
Least		Most	
Norway	1	Dominican Republic	38
Singapore	1	Marshall Islands	38
Armenia	4	Micronesia, Fed. Sts.	38
Bahamas, The	4	Philippines	38 <sup>c</sup>
Belgium	4	Sierra Leone	42
Brunei Darussalam	4	Ukraine	42
Canada	4	Liberia	43
Denmark	4	Rwanda	50
Finland	4	Chad	60
Georgia	4 <sup>b</sup>	Central African Republic	76

a. Four other economies also have a time of 1 year: Iceland; Palau; the Solomon Islands; and the United Kingdom.

b. Eleven other economies also have a cost of 4% of the estate value: Iceland; Japan; Korea; Maldives; the Netherlands; New Zealand; Oman; Pakistan; Slovenia; Switzerland; and Taiwan, China.

c. Four other economies also have a cost of 38% of the estate value: Samoa; the Solomon Islands; Vanuatu; and República Bolivariana de Venezuela.

Source: *Doing Business* database.

of external debt financing for all firms in the industry.<sup>4</sup> In the aftermath of the financial crisis, researchers, practitioners and policy makers have been emphasizing the importance of efficient bankruptcy regimes to strengthen local economies while also discussing the challenges of implementing bankruptcy reforms.<sup>5</sup>

TABLE 18.3 Who made resolving insolvency easier in 2011/12—and what did they do?

Feature	Economies	Some highlights
Established or promoted reorganization, liquidation or foreclosure procedures	Belarus; Germany; Greece; Kazakhstan; Lithuania; Moldova; Poland; Serbia; Slovak Republic; Spain; Uzbekistan	Germany amended its insolvency law to facilitate in-court restructuring of distressed companies, providing new opportunities for creditors and debtors.
Eliminated formalities or introduced or tightened time limits	Belarus; Georgia; Kazakhstan; Republic of Korea; Lithuania; Slovenia; Uganda; Uzbekistan	Georgia streamlined all insolvency procedures, introducing a deadline for the creditors' first meeting and shorter time limits for the submission of documentation and creditors' claims, for decisions on the outcome of insolvency proceedings and for the duration of the auction.
Regulated profession of insolvency administrators	Kazakhstan; Moldova; Poland; Slovenia; Uganda; Zambia	Zambia established qualification requirements, professional duties and provisions on pay for liquidators and receivers.
Granted priority to secured creditors	Kazakhstan; Slovak Republic	The Slovak Republic strengthened the rights of secured creditors, prioritizing their claims and granting them voting power over the restructuring plan.
Increased transparency of insolvency system	Lithuania; Serbia	Serbia introduced an online public registry, making public all injunctions issued by the court.
Introduced framework for out-of-court restructurings	Portugal; Spain	Spain improved its framework for out-of-court restructuring by facilitating the approval of an agreement between creditors and debtors.

Source: *Doing Business* database.

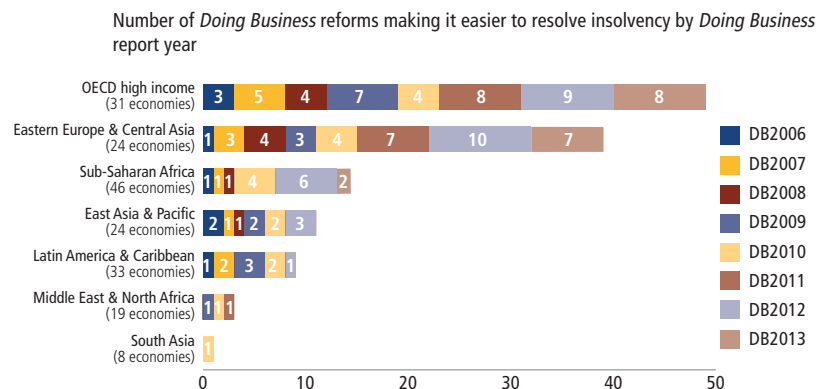
## WHO REFORMED IN RESOLVING INSOLVENCY IN 2011/12?

From June 2011 to June 2012 *Doing Business* recorded 17 reforms making it easier to resolve insolvency (table 18.3). Most were in Eastern Europe and Central Asia, where 29% of economies had such reforms, and in OECD high-income economies, of which 26% did.

Germany promoted its reorganization proceedings by streamlining insolvency

procedures and introducing a debt-for-equity swap remedy. It also strengthened the rights of secured creditors by involving creditors in the restructuring process and establishing a preliminary creditors' committee. The Slovak Republic adopted a new amendment to its bankruptcy and restructuring law that clearly defines the roles and powers of creditors, secured creditors and trustees with the aim of increasing the efficiency of the insolvency process.

FIGURE 18.1 Eastern Europe &amp; Central Asia and OECD high-income economies keep up fast pace in insolvency reforms

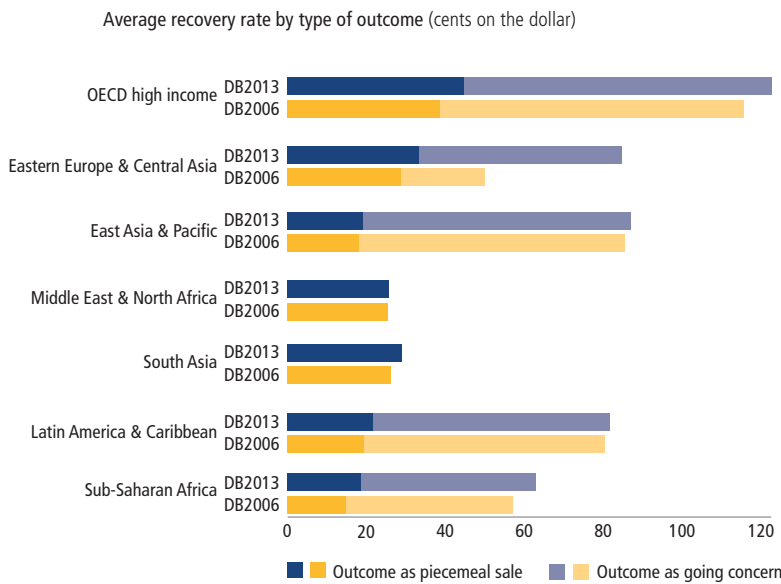


Note: An economy can be considered to have only 1 *Doing Business* reform per topic and year. The data sample for DB2006 (2005) includes 174 economies. The sample for DB2013 (2012) also includes The Bahamas, Bahrain, Barbados, Brunei Darussalam, Cyprus, Kosovo, Liberia, Luxembourg, Malta, Montenegro and Qatar, for a total of 185 economies.

Source: *Doing Business* database.



FIGURE 18.2 Big increase in recovery rate in Eastern Europe and Central Asia



Note: To ensure an accurate comparison, the figure shows data for the same sample of 174 economies for both DB2006 (2005) and DB2013 (2012) and uses the regional classifications that apply in 2012. The economies added to the *Doing Business* sample after 2005 and therefore excluded here are The Bahamas, Bahrain, Barbados, Brunei Darussalam, Cyprus, Kosovo, Liberia, Luxembourg, Malta, Montenegro and Qatar. DB2006 data are adjusted for any data revisions and changes in methodology. All outcomes are recorded as piecemeal sales for economies in the Middle East and North Africa and South Asia. Source: *Doing Business* database.

Kazakhstan further developed its rehabilitation process by introducing an accelerated proceeding, setting clear time limits for developing a rehabilitation plan and clearly defining the roles and powers of the court in the process. Lithuania also specified time limits for some insolvency procedures, including for creditors to file their claims and for the court to hear an appeal of the ruling to initiate bankruptcy proceedings or dismiss the administrator.

### WHAT HAVE WE LEARNED FROM 8 YEARS OF DATA?

In the past 8 years *Doing Business* recorded 126 insolvency reforms in 74 economies (figure 18.1). While economies focused their efforts on different aspects of insolvency, these reforms still shared some common features. For example, 27 economies passed new bankruptcy laws over the past 8 years. Many economies promoted reorganization proceedings by simplifying and accelerating procedures, defining the roles of the parties involved and introducing innovative instruments

such as out-of-court workouts. Shortening the time limits for different procedures was also a common feature of insolvency reforms. Other common features were regulating and refining standards for the profession of insolvency administrators and strengthening the rights of secured creditors.

The financial crisis prompted many economies to take immediate action to improve their insolvency regimes. *Doing Business 2012* reported a record number

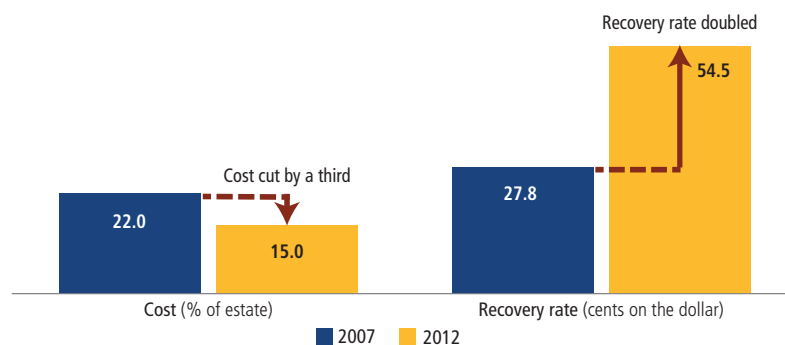
TABLE 18.4 Who has narrowed the distance to frontier in resolving insolvency the most since 2005?

Most improved	Improvement in distance to frontier (percentage points)
Czech Republic	40 (20→60)
Afghanistan	29 (0→29)
Uzbekistan	29 (12→41)
Latvia	27 (37→64)
Colombia	26 (55→81)
Belarus	23 (23→46)
Côte d'Ivoire	23 (17→40)
Poland	23 (35→58)
Burkina Faso	22 (8→30)
Senegal	22 (13→35)

Note: The distance to frontier measure shows how far on average an economy is from the best performance achieved by any economy on each *Doing Business* indicator since 2005—in this case for the resolving insolvency indicator. The measure is normalized to range between 0 and 100, with 100 representing the best performance (the frontier). The data refer to the 174 economies included in *Doing Business 2006* (2005). Eleven economies were added in subsequent years. The first column lists the top 10 most improved economies in order; the second shows the absolute improvement in the distance to frontier between 2005 and 2012. Source: *Doing Business* database.

of insolvency reforms globally: 29. *Doing Business 2006* recorded only 8. In the past year 4 regions had no insolvency reforms: East Asia and the Pacific, Latin America and the Caribbean, the Middle East and North Africa, and South Asia.

FIGURE 18.3 Poland improved the efficiency of insolvency proceedings in the past 6 years



Source: *Doing Business* database.

How has the efficiency in resolving insolvency changed? No significant improvements were observed in low-income economies from 2005 to 2012: the average time to complete an insolvency proceeding remained at 3.9 years, and the average cost even increased from 23% to 24% of the value of the debtor's estate.<sup>6</sup> Globally over that period, the average time to complete an insolvency proceeding fell from 3 years to 2.8 years, the cost remained at about 20%, and the recovery rate rose from 31% to 35% (figure 18.2).

Poland is among those making the biggest improvements since 2005 in the efficiency of resolving insolvency as measured by *Doing Business* (table 18.4). Through extensive efforts to build a full-fledged insolvency regime, it reduced

the cost to complete an insolvency proceeding by a third between 2007 and 2012—and doubled the recovery rate (figure 18.3). Among the highlights of Poland's insolvency reforms: specifying qualifications for insolvency administrators with the aim of improving the quality of professional services, reducing the cost by setting a maximum limit on pay for administrators, and introducing a pre-bankruptcy reorganization procedure. In the past year Poland continued its reform trajectory by strengthening the rights of secured creditors and making it easier to start bankruptcy proceedings.

---

#### NOTES

This topic note was written by Valentina Saltane and Rong Chen.

1. Patrick Rizzo, "American Airlines Files for Bankruptcy Protection," *NBC News*, November 29, 2011, <http://bottomline.nbcnews.com/>; Kyle Peterson and Matt Daily, "American Airlines Files for Bankruptcy," *Reuters*, November 29, 2011, <http://www.reuters.com/>.
2. De Araujo, Xavier Ferreira and Funchal 2011.
3. Rodano, Serrano-Velarde and Tarantino 2011.
4. Benmelech and Bergman 2011.
5. Cirmizi, Klapper and Uttamchandani 2012.
6. To ensure an accurate comparison, only the 32 low-income economies included in the *Doing Business 2006* (2005) sample are included.

2007 2012 2011  
 2005 2009 2004  
 2008 2006 2010 2013

- Fourteen economies implemented changes in their labor regulations affecting the *Doing Business* indicators on employing workers in the past year; 72 did so in the past 8 years.
- In 107 economies there is no limit on how long fixed-term employment contracts may last. In the 78 economies that have set a limit, the average maximum duration of fixed-term contracts is 39.2 months.
- One hundred and seventy-four economies limit employees' workweek in manufacturing to 6 or fewer days, complying with International Labour Organization (ILO) Convention 14 on the length of the workweek.
- One hundred and fifty-four economies have set a minimum wage by law, and 48 of them have set a special minimum wage for apprentices.
- Redundancy dismissals are allowed in 183 of 185 economies.
- The average cost of redundancy dismissals in the 185 economies as measured by *Doing Business* is 17.2 weeks of salary.

For more information on the methodology for the employing workers indicators, see the section on employing workers in the data notes.

## Annex: employing workers

Employment laws are needed to protect workers from arbitrary or unfair treatment and to ensure efficient contracting between employers and workers. *Doing Business*, through its employing workers indicators, measures flexibility in the regulation of hiring, working hours and redundancy. These measures are consistent with the conventions of the International Labour Organization (ILO) but do not assess compliance with them. The indicators do not cover any of the ILO core labor standards, such as the right to collective bargaining, the elimination of forced labor, the abolition of child labor and equitable treatment in employment practices.

To make the data comparable across 185 economies, *Doing Business* uses a standardized case study that assumes, among other things, a company with 60 employees that operates in the manufacturing sector and an employee who is a nonexecutive, full-time worker.

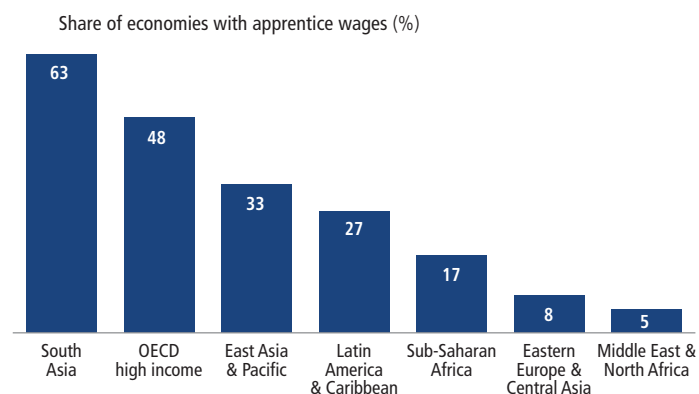
### HIGHLIGHTS FROM THE EMPLOYING WORKERS DATA

*Doing Business* covers 28 different areas related to employing workers. This year's report highlights 2 of them—apprentice wages and the use of fixed-term contracts for permanent tasks, both likely to affect the employability of young workers. Future editions will analyze other areas.

#### Apprentice wages

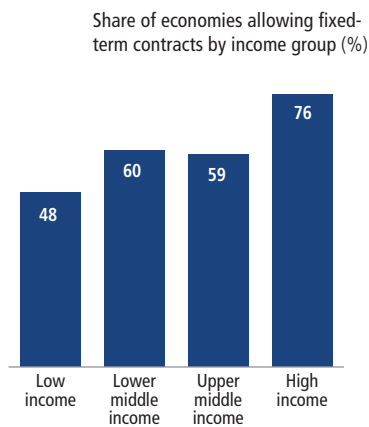
Young workers are especially likely to experience the negative effects of rigid employment regulation. They typically lack training and substantial experience, and burdensome regulation and high redundancy costs discourage potential employers. Apprentice wages are one way to address these issues and create new opportunities for young workers. They allow businesses to hire young, first-time employees for a portion—typically between 70% and 80%—of the mandatory minimum wage for a short period of time, typically 1 year. Data show that the average minimum wage ratio for apprentices around the world is 0.33.<sup>1</sup>

FIGURE 19.1 Apprentice wages are rare in the Middle East and North Africa



Source: *Doing Business* database.

**FIGURE 19.2** Fixed-term contracts are more widely allowed among high-income economies



Source: *Doing Business* database.

Use of this practice is most common in South Asia, where 63% of economies have some kind of apprentice wages, and among OECD high-income economies, where 48% do. It is much less common in other regions: only 8% of economies in Eastern Europe and Central Asia have apprentice wages, and only 5% in the Middle East and North Africa do (figure 19.1). Economies without apprentice wages are missing an important opportunity to help young workers access the labor market. Apprenticeships can pay a “double dividend”: securing the transition to permanent employment for young workers and providing lower labor costs (compensated by a training commitment) for the employer.<sup>2</sup>

### Fixed-term contracts for permanent tasks

Another measure that may encourage businesses to hire young workers is allowing the use of fixed-term contracts for permanent tasks. Such economies as Denmark and the United States allow this practice, and some, such as Italy and Lithuania, have reformed their labor regulations in recent years to allow it.

These contracts are used to screen workers for permanent positions, with on-the-job training providing a test of abilities. Both parties benefit: young fixed-term

**TABLE 19.1** Who made employing workers easier in 2011/12—and what did they do?

Feature	Economies	Some highlights
Strengthened fixed-term contracts	Czech Republic; Portugal; Slovak Republic; Spain	The Czech Republic and Slovak Republic increased the maximum duration of a single fixed-term contract from 24 months to 36. The Czech Republic also allows 2 renewals of the contract, for a total of up to 108 months. Portugal increased the maximum cumulative duration of fixed-term contracts from 36 months to 54. Spain temporarily allowed unlimited cumulative duration of fixed-term contracts.
Reduced redundancy costs	Czech Republic; Montenegro; Portugal; Slovak Republic	The Czech Republic made severance pay in cases of redundancy dismissal dependent on the employee’s years of service. Montenegro reduced severance payments applicable in cases of redundancy dismissal, and the Slovak Republic eliminated them. <sup>a</sup> Portugal reduced the severance pay applicable to contracts signed after November 1, 2012, to 20 days.
Strengthened conditions on applicable hiring rules	Bhutan; Kosovo	Bhutan and Kosovo implemented a minimum wage in the private sector for the first time.
Streamlined process for redundancy dismissals	Latvia; Slovak Republic	Latvia and the Slovak Republic changed their restrictions on redundancy dismissals. An employer making 1 or more workers redundant no longer needs to notify the authorities beforehand.

a. Montenegro also reduced the maximum duration of single and multiple fixed-term contracts from an unlimited period to 24 months, increased paid annual leave from 19 working days to 21 and increased the notice period applicable in cases of redundancy dismissal.

Source: *Doing Business* database.

workers are given the opportunity to acquire professional skills, and employers can optimize their labor costs while evaluating the workers’ performance. And evidence suggests that fixed-term contracts maximize the chances of a temporary worker being promoted to a permanent position. Once a vacancy for a permanent position arises, employers would prefer to fill the vacancy with a worker who already has the skills required and who has performed adequately in previous months.<sup>3</sup>

Where restrictive regulations prohibiting these contracts are left in place, young workers therefore find it more difficult to access and transition to permanent employment. This is the case in more than half of low-income economies: 52% of such economies do not allow fixed-term contracts for permanent tasks. Use of such contracts increases with income level. Indeed, 38 of 50 high-income economies (76%) allow employers to use fixed-term contracts for permanent tasks (figure 19.2).

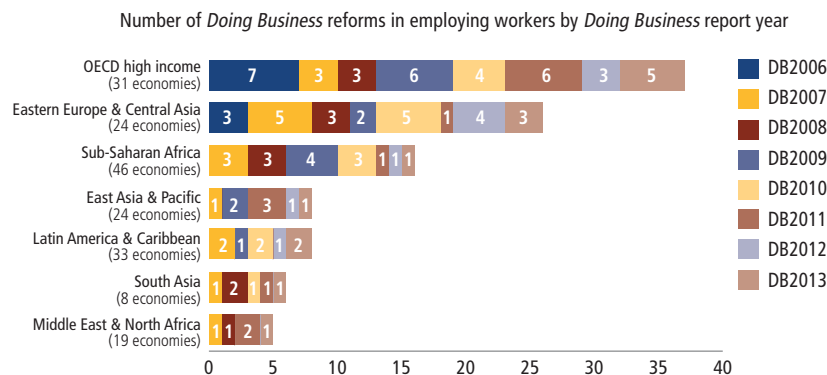
### WHO REFORMED IN EMPLOYING WORKERS IN 2011/12?

In 2011/12, 14 economies changed their labor regulations in ways that affect the *Doing Business* indicators on employing workers. Eight economies changed their laws to increase labor market flexibility; 6 economies did the opposite. Of those 8 economies, 3 are in Eastern Europe and Central Asia. Most of the legal changes increasing labor market flexibility focused on redundancy costs or procedures (table 19.1).

### WHAT HAVE WE LEARNED FROM 8 YEARS OF DATA?

In the past 8 years 72 economies around the world implemented 106 reforms affecting the employing workers indicators. OECD high-income economies had the most changes, with 37, followed by Eastern Europe and Central Asia with 26 and Sub-Saharan Africa with 16 (figure 19.3). The data also show differences in focus. Governments in Sub-Saharan Africa, for example, focused on reforming the regimes applicable to fixed-term contracts, generally allowing longer,

FIGURE 19.3 OECD high-income economies had the most legal and regulatory reforms in the past 8 years



Note: An economy can be considered to have only 1 *Doing Business* reform per topic and year. The data sample for DB2006 (2005) includes 174 economies. The sample for DB2013 (2012) also includes The Bahamas, Bahrain, Barbados, Brunei Darussalam, Cyprus, Kosovo, Liberia, Luxembourg, Malta, Montenegro and Qatar, for a total of 185 economies.

Source: *Doing Business* database.

sometimes indefinite, duration. One such change was Rwanda’s in 2010.

By contrast, governments in OECD high-income economies focused on reducing redundancy costs, addressing one of the main factors deterring employers from creating jobs in the formal sector.<sup>4</sup> Indeed, 15 labor regulation reforms introduced by OECD high-income economies in the past 8 years (including Portugal’s reform of the past year) either shortened the required notice period for employees or reduced the severance pay applicable in cases of redundancy dismissal. Today the average severance payment in OECD high-income economies is 5.83 weeks of salary.<sup>5</sup>

Severance payments matter when it comes to labor regulation, since they are the prevalent form of insurance against unemployment, particularly in low-income economies that have not implemented unemployment protection schemes. They protect workers from abuses and provide a safety net in case of sudden job loss. But some economies adopt a very restrictive approach: the average severance payment in Sub-Saharan Africa is 15.81 weeks of salary,<sup>6</sup> almost 3 times the average in OECD high-income economies.

Economies in Eastern Europe and Central Asia focused on easing restrictions relating to redundancy dismissals. For example, in 2009 Estonia eliminated an employer’s obligation to obtain prior approval from labor authorities when carrying out redundancy dismissals. And the Kyrgyz Republic, also in 2009, eliminated the priority rules mandating the dismissal of more junior workers first in cases of redundancy.

NOTES

This annex was written by Fernando Dancausa Diaz, Raian Divanbeigi and Galina Rudenko.

1. Ratio of the apprentice minimum wage to the value added per worker.
2. Scarpetta, Sonnet and Manfredi 2010.
3. Varejão and Portugal 2007.
4. Bosch and Esteban-Pretel 2009.
5. Average for workers with 1, 5 and 10 years of tenure. Collective bargaining agreements in OECD high-income economies may establish severance payments that are more generous on average. See the data notes for more information on cases in which *Doing Business* considers collective bargaining agreements.
6. Average for workers with 1, 5 and 10 years of tenure.

# References

2007 2012 2011  
2005 2009 2004  
2008 2006 2010 2013

- Aghion, Philippe, Robin Burgess, Stephen Redding and Fabrizio Zilibotti. 2008. "The Unequal Effects of Liberalization: Evidence from Dismantling the License Raj in India." *American Economic Review* 98 (4): 1397–412.
- Ahluquist, John S., and Aseem Prakash. 2010. "FDI and the Costs of Contract Enforcement in Developing Countries." *Policy Sciences* 43 (2): 181–200.
- Akerlof, George A. 1970. "The Market for Lemons: Quality Uncertainty and the Market Mechanism." *Quarterly Journal of Economics* 84 (3): 488–500.
- Alesina, Alberto, Silvia Ardagna, Giuseppe Nicoletti and Fabio Schiantarelli. 2005. "Regulation and Investment." *Journal of the European Economic Association* 3 (4): 791–825.
- Alvarez de la Campa, Alejandro, Santiago Croci Downes and Betina Tirelli Hennig. 2012. *Making Security Interests Public: Registration Mechanisms in 35 Jurisdictions*. Washington, DC: International Finance Corporation.
- Amin, Mohammad. 2011. "Labor Productivity, Firm-Size and Gender: The Case of Informal Firms in Argentina and Peru." Enterprise Note 22, Enterprise Analysis Unit, World Bank Group, Washington, DC. <http://www.enterprisesurveys.org/>.
- Antunes, Antonio, and Tiago Cavalcanti. 2007. "Start Up Costs, Limited Enforcement, and the Hidden Economy." *European Economic Review* 51 (1): 203–24.
- APEC (Asia-Pacific Economic Cooperation). 2005. *A Mid-Term Stocktake of Progress towards the Bogor Goals: Busan Roadmap to Bogor Goals*. <http://publications.apec.org/>.
- \_\_\_\_\_. 2010a. *APEC at Glance, 2010*. APEC#210-SE-05.2. <http://publications.apec.org/>.
- \_\_\_\_\_. 2010b. *The Kyoto Report on Growth Strategy and Finance: 2010 APEC Finance Ministerial Meeting*. <http://apec.org>.
- \_\_\_\_\_. 2011a. *APEC New Strategy for Structural Reform: Economy Priorities and Progress Assessment Measures*. <http://publications.apec.org/>.
- \_\_\_\_\_. 2011b. *APEC's Ease of Doing Business: Interim Assessment*. <http://publications.apec.org/>.
- \_\_\_\_\_. 2012. "EoDB Starting a Business in Thailand." <http://aimp.apec.org/>.
- Ardagna, Silvia, and Annamaria Lusardi. 2010. "Explaining International Differences in Entrepreneurship: The Role of Individual Characteristics and Regulatory Constraints." In *International Differences in Entrepreneurship*, ed. Josh Lerner and Antoinette Schoar, 17–62. Chicago: University of Chicago Press.
- Arvis, Jean-François, Jean-François Marteau and Gaël Raballand. 2010. *The Cost of Being Landlocked: Logistics Costs and Supply Chain Reliability*. Washington, DC: World Bank.
- Åslund, Anders. 2009. "How Latvia Can Escape from the Financial Crisis." Paper presented at the Annual Conference of the Bank of Latvia, Riga. Available at <http://www.iie.com/>.
- Banerjee, Abhijit, and Esther Duflo. 2005. "Growth Theory through the Lens of Development Economics." In *Handbook of Development Economics*, ed. Philippe Aghion and Steven Durlauf, vol. 1A: 473–552. Amsterdam: Elsevier.
- Barseghyan, Levon. 2008. "Entry Costs and Cross-Country Differences in Productivity and Output." *Journal of Economic Growth* 13 (2): 145–67.
- Benmelech, Efraim, and Nittai K. Bergman. 2011. "Bankruptcy and the Collateral Channel." *Journal of Finance* 66 (2): 337–78.
- Besley, Timothy, and Robin Burgess. 2002. "The Political Economy of Government Responsiveness: Theory and Evidence from India." *Quarterly Journal of Economics* 117 (4): 1415–51.
- Blonigen, Bruce, and Jeremy Piger. 2011. "Determinants of Foreign Direct Investment." NBER Working Paper 16704, National Bureau of Economic Research, Cambridge, MA.



- Bosch, Mariano, and Julen Esteban-Pretel. 2009. "Cyclical Informality and Unemployment." CIRJE Discussion Paper 613, Center for International Research on the Japanese Economy, Tokyo.
- Botero, Juan Carlos, Simeon Djankov, Rafael La Porta, Florencio López-de-Silanes and Andrei Shleifer. 2004. "The Regulation of Labor." *Quarterly Journal of Economics* 119 (4): 1339-82.
- Botero, Juan Carlos, Rafael La Porta, Florencio López-de-Silanes, Andrei Shleifer and Alexander Volokh. 2003. "Judicial Reform." *World Bank Research Observer* 18 (1): 67-88.
- Branstetter, Lee G., Francisco Lima, Lowell J. Taylor and Ana Venâncio. 2010. "Do Entry Regulations Deter Entrepreneurship and Job Creation? Evidence from Recent Reforms in Portugal." NBER Working Paper 16473, National Bureau of Economic Research, Cambridge, MA.
- Bruhn, Miriam. 2011. "License to Sell: The Effect of Business Registration Reform on Entrepreneurial Activity in Mexico." *Review of Economics and Statistics* 93 (1): 382-86.
- \_\_\_\_\_. 2012. "A Tale of Two Species: Revisiting the Effect of Registration Reform on Informal Business Owners in Mexico." Policy Research Working Paper 5971, World Bank, Washington, DC.
- Busse, Matthias, and José Luis Groizard. 2008. "Foreign Direct Investment, Regulations, and Growth." *World Economy* 31 (7): 861-86.
- Calderon, César, Alberto Chong and Gianmarco Leon. 2007. "Institutional Enforcement, Labor-Market Rigidities, and Economic Performance." *Emerging Markets Review* 8 (1): 38-49.
- Calderon, César, and Luis Servén. 2003. "The Output Cost of Latin America's Infrastructure Gap." In *The Limits of Stabilization: Infrastructure, Public Deficits, and Growth in Latin America*, ed. William R. Easterly and Luis Servén. Washington, DC: World Bank.
- Cardenas, Mauricio, and Sandra Rozo. 2009. "Firm Informality in Colombia: Problems and Solutions." *Desarrollo y Sociedad*, no. 63: 211-43.
- Chang, Roberto, Linda Kaltani and Norman Loayza. 2009. "Openness Can Be Good for Growth: The Role of Policy Complementarities." *Journal of Development Economics* 90: 33-49.
- Chari, Anusha. 2011. "Identifying the Aggregate Productivity Effects of Entry and Size Restrictions: An Empirical Analysis of License Reform in India." *American Economic Journal: Economic Policy* 3: 66-96.
- Cicccone, Antonio, and Elias Papaioannou. 2007. "Red Tape and Delayed Entry." *Journal of the European Economic Association* 5 (2-3): 444-58.
- Cirmizi, Elena, Leora Klapper and Mahesh Uttamchandani. 2012. "The Challenges of Bankruptcy Reform." *World Bank Research Observer* 27 (2): 185-203.
- Coolidge, Jacqueline, Lars Grava and Sanda Putnina. 2003. "Case Study: Inspectorate Reform in Latvia 1999-2003." Background paper prepared for World Bank, *World Development Report 2005*. Available at <https://openknowledge.worldbank.org/>.
- Cuñat, Alejandro, and Marc J. Melitz. 2007. "Volatility, Labor Market Flexibility, and the Pattern of Comparative Advantage." NBER Working Paper 13062, National Bureau of Economic Research, Cambridge, MA.
- de Araujo, Aloisio Pessoa, Rafael De Vasconcelos Xavier Ferreira and Bruno Funchal. 2011. "The Brazilian Bankruptcy Law Experiment." Working paper. Available at <http://ssrn.com/abstract=1853984>.
- Deininger, Klaus, and Paul Mpuga. 2005. "Does Greater Accountability Improve the Quality of Public Service Delivery? Evidence from Uganda." *World Development* 33 (1): 171-91.
- Desai, Mihir, C. Fritz Foley and James Hines Jr. 2003. "Foreign Direct Investment in a World of Multiple Taxes." *Journal of Public Economics* 88: 2727-44.
- de Soto, Hernando. 2000. *The Mystery of Capital: Why Capitalism Triumphs in the West and Fails Everywhere Else*. New York: Basic Books.
- Dewaelheyns, Nico, and Cynthia Van Hulle. 2008. "Legal Reform and Aggregate Small and Micro Business Bankruptcy Rates: Evidence from the 1997 Belgian Bankruptcy Code." *Small Business Economics* 31 (4): 409-24.
- Divanbeigi, Raian, and Rita Ramalho. 2012. "Smart Regulations and Growth." Draft paper, Doing Business Unit, World Bank Group, Washington, DC.
- Djankov, Simeon. 2009. "The Regulation of Entry: A Survey." *World Bank Research Observer* 24 (2): 183-203.
- Djankov, Simeon, Caroline Freund and Cong S. Pham. 2010. "Trading on Time." *Review of Economics and Statistics* 92 (1): 166-73.
- Djankov, Simeon, Tim Ganser, Caralee McLiesh, Rita Ramalho and Andrei Shleifer. 2010. "The Effect of Corporate Taxes on Investment and Entrepreneurship." *American Economic Journal: Macroeconomics* 2 (3): 31-64.
- Djankov, Simeon, Oliver Hart, Caralee McLiesh and Andrei Shleifer. 2008. "Debt Enforcement around the World." *Journal of Political Economy* 116 (6): 1105-49.
- Djankov, Simeon, Rafael La Porta, Florencio López-de-Silanes and Andrei Shleifer. 2002. "The Regulation of Entry." *Quarterly Journal of Economics* 117 (1): 1-37.
- \_\_\_\_\_. 2003. "Courts." *Quarterly Journal of Economics* 118 (2): 453-517.
- \_\_\_\_\_. 2008. "The Law and Economics of Self-Dealing." *Journal of Financial Economics* 88 (3): 430-65.
- Djankov, Simeon, Darshini Manraj, Caralee McLiesh and Rita Ramalho. 2005. "Doing Business Indicators: Why Aggregate, and How to Do It." World Bank, Washington, DC.
- Djankov, Simeon, Caralee McLiesh and Rita Ramalho. 2006. "Regulation and Growth." *Economics Letters* 92 (3): 395-401.
- Djankov, Simeon, Caralee McLiesh and Andrei Shleifer. 2007. "Private Credit in 129 Countries." *Journal of Financial Economics* 84 (2): 299-329.
- Dollar, David, Mary Hallward-Driemeier and Taye Mengistae. 2006. "Investment Climate and International Integration." *World Development* 34 (9): 1498-516.
- Dulleck, Uwe, Paul Frijters and R. Winter-Ebmer. 2006. "Reducing Start-up Costs for New Firms: The Double Dividend on the Labor Market." *Scandinavian Journal of Economics* 108: 317-37.
- EBRD (European Bank for Reconstruction and Development). 2011. "Strategy for Latvia." <http://www.ebrd.com/>.
- Eifert, Benjamin. 2007. "Infrastructure and Market Structure in Least-Developed Countries." Department of Economics, University of California, Berkeley.
- \_\_\_\_\_. 2009. "Do Regulatory Reforms Stimulate Investment and Growth? Evidence from the Doing Business Data, 2003-07." Working Paper 159, Center for Global Development, Washington, DC.
- Ferraz, Claudio, and Frederico Finan. 2011. "Electoral Accountability and Corruption: Evidence from the Audits of Local Governments." *American Economic Review* 101: 1274-311.
- Fisman, Raymond, and Virginia Sarria-Allende. 2010. "Regulation of Entry and the Distortion of Industrial Organization."



- Journal of Applied Economics* 13 (1): 91-120.
- Franks, Julian, Colin Mayer, Paolo Volpin and Hannes F. Wagner. 2011. "The Life Cycle of Family Ownership: International Evidence." *Review of Financial Studies* 25 (8): 1-38.
- Freedom House. 2012. *Freedom in the World 2012*. Washington, DC: Freedom House.
- Freund, Caroline, and Bineswaree Bolaky. 2008. "Trade, Regulations and Income." *Journal of Development Economics* 87: 309-21.
- Freund, Caroline, and Nadia Rocha. 2011. "What Constrains Africa's Exports?" *World Bank Economic Review* 25 (3): 361-86.
- Funchal, Bruno. 2008. "The Effects of the 2005 Bankruptcy Reform in Brazil." *Economics Letters* 101: 84-86.
- Geginat, Carolin, Adrian Gonzalez and Valentina Saltane. 2012. "Cutting Out the Middle Man: Transparent Government and Business Regulation." Draft paper, Doing Business Unit, World Bank Group, Washington, DC.
- Geginat, Carolin, and Rita Ramalho. 2010. "Connecting Businesses to the Electrical Grid in 140 Economies." Paper presented at the International Conference on Infrastructure Economics and Development, Toulouse, January 14-15.
- Giné, Xavier, and Inessa Love. 2010. "Do Reorganization Costs Matter for Efficiency? Evidence from a Bankruptcy Reform in Colombia." *Journal of Law and Economics* 53 (4): 833-64.
- Haidar, Jamal. 2012. "The Impact of Business Regulatory Reforms on Economic Growth." *Journal of the Japanese and International Economies*. Published online May 25. <http://dx.doi.org/10.1016/j.jjie.2012.05.004>.
- Hallward-Driemeier, Mary, Gita Khun-Jush and Lant Pritchett. 2010. "Deals versus Rules: Policy Implementation Uncertainty and Why Firms Hate It." NBER Working Paper 16001, National Bureau of Economic Research, Cambridge, MA.
- Hamdani, Assaf, and Yishay Yafeh. 2012. "Institutional Investors as Minority Shareholders." *Review of Finance*. Published online February 7. doi:10.1093/rof/rfr039.
- Haselmann, Rainer, Katharina Pistor and Vikrant Vig. 2010. "How Law Affects Lending." *Review of Financial Studies* 23 (2): 549-80.
- Helpman, Elhanan, Marc Melitz and Yona Rubinstein. 2008. "Estimating Trade Flows: Trading Partners and Trading Volumes." *Quarterly Journal of Economics* 123 (2): 441-87.
- Hertveldt, Sabine. 2008. "Rwanda: Pragmatism Leads the Way in Setting Up Specialized Commercial Courts." World Bank Group, Washington, DC.
- Hirschman, Albert O. 1970. *Exit, Voice, and Loyalty: Responses to Decline in Firms, Organizations, and States*. Cambridge, MA: Harvard University Press.
- Hirshleifer, Jack. 1980. "Privacy: Its Origin, Function and Future." *Journal of Legal Studies* 9 (4): 649-64.
- Hoekman, Bernard, and Alessandro Nicita. 2011. "Trade Policy, Trade Cost and Developing Country Trade." *World Development* 39 (12): 2069-79.
- Hornberger, Kusi, Joseph Battat and Peter Kusek. 2011. "Attracting FDI: How Much Does Investment Climate Matter?" Viewpoint Note 327, World Bank Group, Washington, DC.
- Houston, Joel, Chen Lin, Ping Lin and Yue Ma. 2010. "Creditor Rights, Information Sharing, and Bank Risk Taking." *Journal of Financial Economics* 96 (3): 485-512.
- limi, Atsushi. 2011. "Effects of Improving Infrastructure Quality on Business Costs: Evidence from Firm-Level Data in Eastern Europe and Central Asia." *Developing Economies* 49 (2): 121-47.
- Islam, Roumeen. 2006. "Does More Transparency Go Along with Better Governance?" *Economics and Politics* 18 (2): 121-67.
- Iwanow, Thomasz, and Colin Kirkpatrick. 2009. "Trade Facilitation and Manufacturing Exports: Is Africa Different?" *World Development* 37 (6): 1039-50.
- Jayasuriya, Dinuk. 2011. "Improvements in the World Bank's Ease of Doing Business Rankings: Do They Translate into Greater Foreign Direct Investment Inflows?" Policy Research Working Paper 5787, World Bank, Washington, DC.
- Jensen, Nate, Quan Li and Aminur Rahman. 2010. "Understanding Corruption and Firm Responses in Cross-National Firm Level Surveys." *Journal of International Business Studies* 41: 1481-504.
- Kaplan, David, Eduardo Piedra and Enrique Seira. 2007. "Entry Regulation and Business Start-Ups: Evidence from Mexico." Policy Research Working Paper 4322, World Bank, Washington, DC.
- Karim, Tushabe. 2011. "Doing Business Reforms: Rwandan Experience." Presentation at U.S. Agency for International Development, Speed Program. <http://www.speed-program.com/>.
- Kaufmann, Daniel. 2003. "Governance Redux: The Empirical Challenge." In World Economic Forum, *The Global Competitiveness Report 2003-2004*. New York: Oxford University Press.
- Kaufmann, Daniel, Aart Kraay and Massimo Mastruzzi. 2010. "The Worldwide Governance Indicators: Methodology and Analytical Issues." Policy Research Working Paper 5430, World Bank, Washington, DC.
- Klapper, Leora, Luc Laeven and Raghuram Rajan. 2006. "Entry Regulation as a Barrier to Entrepreneurship." *Journal of Financial Economics* 82 (3): 591-629.
- Klapper, Leora, Anat Lewin and Juan Manuel Quesada Delgado. 2009. "The Impact of the Business Environment on the Business Creation Process." Policy Research Working Paper 4937, World Bank, Washington, DC.
- Klapper, Leora, and Inessa Love. 2011a. "The Impact of Business Environment Reforms on New Firm Registration." Policy Research Working Paper 5493, World Bank, Washington, DC.
- \_\_\_\_\_. 2011b. "The Impact of the Financial Crisis on New Firm Registration." *Economics Letters* 113 (1): 1-4.
- Kraay, Aart, and Norikazu Tawara. 2011. "Can Disaggregated Indicators Identify Governance Reform Priorities?" Policy Research Working Paper 5254, World Bank, Washington, DC.
- Lagarde, Christine. 2012. "Latvia and the Baltics—a Story of Recovery." Speech as prepared for delivery in Riga, Latvia. <http://www.imf.org/>.
- La Porta, Rafael, and Andrei Shleifer. 2008. "The Unofficial Economy and Economic Development." Tuck School of Business Working Paper 2009-57. Available at <http://ssrn.com/abstract=1304760>.
- Latvia, Ministry of Economics. 2011. "National Reform Programme of Latvia for the Implementation of the 'Europe 2020' Strategy." Available at <http://ec.europa.eu/europe2020/>.
- Liepina, Sanda, Jacqueline Coolidge and Lars Grava. 2008. "Improving the Business Environment in Latvia: The Impact of FIAS Assistance." Foreign Investment Advisory Service Occasional Paper 18, World Bank Group, Washington, DC.
- Loayza, Norman, Ana Maria Oviedo and Luis Servén. 2005. "Regulation and Macroeconomic Performance." Policy Research Working Paper 3469, World Bank, Washington, DC.

- Masatlioglu, Yusufcan, and Jamele Rigolini. 2008. "Informality Traps." *B.E. Journal of Economic Analysis & Policy* 8 (1).
- Mclean, R. D., T. Zhang and M. Zhao. 2012. "Why Does the Law Matter? Investor Protection and Its Effects on Investment, Finance, and Growth." *Journal of Finance* 67: 313-50.
- Micco, Alejandro, and Carmen Pagés. 2006. "The Economic Effects of Employment Protection: Evidence from International Industry-Level Data." IZA Discussion Paper 2433, Institute for the Study of Labor (IZA), Bonn.
- Motta, Marialisa, Ana Maria Oviedo and Massimiliano Santini. 2010. "An Open Door for Firms: The Impact of Business Entry Reforms." Viewpoint Note 323, World Bank Group, Washington, DC.
- Moullier, Thomas. 2009. "Reforming Building Permits: Why Is It Important and What Can IFC Really Do?" International Finance Corporation, Washington, DC.
- Narayan, Deepa, Robert Chambers, Meer Kaul Shah and Patti Petesh. 2000. *Voices of the Poor: Crying Out for Change*. Washington, DC: World Bank.
- Nunn, Nathan. 2007. "Relationship-Specificity, Incomplete Contracts, and the Pattern of Trade." *Quarterly Journal of Economics* 122 (2): 569-600.
- OECD (Organisation for Economic Co-operation and Development). 2010. "Construction Industry." *OECD Journal of Competition Law and Policy* 10 (1).
- Olken, Benjamin A. 2007. "Monitoring Corruption: Evidence from a Field Experiment in Indonesia." *Journal of Political Economy* 115 (2): 200-49.
- Paul, Samuel. 1992. "Accountability in Public Services: Exit, Voice and Control." *World Development* 20 (7): 1047-60.
- Perotti, Enrico, and Paolo Volpin. 2005. "The Political Economy of Entry: Lobbying and Financial Development." Paper presented at the American Finance Association 2005 Philadelphia Meetings.
- Portugal-Perez, Alberto, and John Wilson. 2011. "Export Performance and Trade Facilitation Reform: Hard and Soft Infrastructure." *World Development* 40 (7): 1295-307.
- Ramello, Giovanni, and Stephen Voigt. 2012. "The Economics of Efficiency and the Judicial System." *International Review of Law and Economics* 32: 1-2.
- Rauch, James. 2010. "Development through Synergistic Reforms." *Journal of Development Economics* 93 (2): 153-61.
- Reinikka, Ritva, and Jakob Svensson. 1999. "Confronting Competition: Investment Response and Constraints in Uganda." Policy Research Working Paper 2242, World Bank, Washington, DC.
- \_\_\_\_\_. 2005. "Fighting Corruption to Improve Schooling: Evidence from a Newspaper Campaign in Uganda." *Journal of the European Economic Association* 3 (2-3): 259-67.
- Republic of Korea, Ministry of Justice. 2011. "Ease of Doing Business Enforcing Contracts of Indonesia and Peru." Available at <http://aimp.apec.org>.
- Rocha, Roberto, Subika Farazi, Rania Khouri and Douglas Pearce. 2010. "The Status of Bank Lending to SMEs in the Middle East and North Africa Region: The Results of a Joint Survey of the Union of Arab Banks and the World Bank." World Bank, Washington, DC; and Union of Arab Banks, Beirut.
- Rodano, Giacomo, Nicolas Andre Benigno Serrano-Velarde and Emanuele Tarantino. 2011. "The Causal Effect of Bankruptcy Law on the Cost of Finance." Available at <http://ssrn.com/abstract=1967485>.
- Rwanda, Ministry of Finance and Economic Planning. 2000. *Rwanda Vision 2020*. Available at <http://www.gesci.org/>.
- \_\_\_\_\_. 2007. *Economic Development and Poverty Reduction Strategy, 2008-2012*. Available at <http://planipolis.iiep.unesco.org/>.
- Safavian, Mehnaz, and Siddharth Sharma. 2007. "When Do Creditor Rights Work?" *Journal of Comparative Economics* 35 (3): 484-508.
- Scarpetta, Stefano, Anne Sonnet and Thomas Manfredi. 2010. "Rising Youth Unemployment during the Crisis: How to Prevent Negative Long-Term Consequences on a Generation?" OECD Social, Employment and Migration Working Paper 106, Organisation for Economic Co-operation and Development, Paris.
- Schneider, Friedrich. 2005. "The Informal Sector in 145 Countries." Department of Economics, University Linz, Austria.
- Schneider, Friedrich, Andreas Buehn and Claudio E. Montenegro. 2010. "New Estimates for the Shadow Economies All Over the World." *International Economic Journal* 24 (4): 443-61.
- Seker, Murat. 2011. "Trade Policies, Investment Climate, and Exports." Policy Research Working Paper 5654, World Bank, Washington, DC.
- Sharma, Siddharth. 2009. "Entry Regulation, Labor Laws and Informality: Evidence from India." Enterprise Survey Working Paper, Enterprise Analysis Unit, World Bank Group, Washington, DC.
- Sohn, Ira. 2008. "Back from the Brink: Economic and Financial Reform in Colombia." International Trade and Finance Association Working Paper, International Trade and Finance Association, Kingsville, TX.
- Stampini, Marco, Ron Leung, Setou M. Diarra and Lauréline Pla. 2011. "How Large Is the Private Sector in Africa? Evidence from National Accounts and Labor Markets." IZA Discussion Paper 6267, Institute for the Study of Labor (IZA), Bonn.
- Stigler, George J. 1961. "The Economics of Information." *Journal of Political Economy* 69 (3): 213-25.
- \_\_\_\_\_. 1971. "The Theory of Economic Regulation." *Bell Journal of Economics and Management Science* 2: 3-21.
- Stiglitz, Joseph E. 2003. "Transparency of Government (Part 1): Breakthrough for Reforming the Shape of a Nation." *Economics Review* (Research Institute of Economy, Trade and Industry). <http://www.rieti.go.jp/en/>.
- Stiglitz, Joseph E., and Andrew Weiss. 1981. "Credit Rationing in Markets with Imperfect Information." *American Economic Review* 71 (3): 393-410.
- UNCITRAL (United Nations Commission on International Trade Law). 2004. *Legislative Guide on Insolvency Law*. New York: United Nations.
- \_\_\_\_\_. 2007. *Legislative Guide on Secured Transactions*. New York: United Nations.
- USAID (U.S. Agency for International Development) and New Zealand Ministry of Foreign Affairs and Trade. 2010. "Making It Easier to Start a Business in Indonesia: Diagnostic Study." Available at <http://aimp.apec.org>.
- Varejão, José, and Pedro Portugal. 2007. "Employment Dynamics and the Structure of Labor Adjustment Costs." *Journal of Labor Economics* 25: 137-65.
- Visaria, Sujata. 2009. "Legal Reform and Loan Repayment: The Microeconomic Impact of Debt Recovery Tribunals in India." *American Economic Journal: Applied Economics* 1 (3): 59-81.
- von Lilienfeld-Toal, Ulf, Dilip Mookherjee and Sujata Visaria. 2012. "The Distributive Impact of Reforms in Credit Enforcement: Evidence from Indian Debt Recovery Tribunals." *Econometrica* 80 (2): 497-558.
- Waglé, Swarnim. 2011. "Investing across Borders with Heterogeneous Firms: Do FDI-Specific Regulations Matter?" Policy Research Working Paper 5914, World Bank, Washington, DC.

- Walsh, James, and Jiangyan Yu. 2010. "Determinants of Foreign Direct Investment: A Sectoral and Institutional Approach." IMF Working Paper WP/10/87, International Monetary Fund, Washington, DC.
- WEF (World Economic Forum). 2012. *The Global Competitiveness Report 2012-2013*. Geneva: WEF.
- Wei, Shang-Jin. 2000. "How Taxing Is Corruption on International Investors?" *Review of Economics and Statistics* 82 (1): 1-11.
- Williams, Andrew. 2009. "On the Release of Information by Governments: Causes and Consequences." *Journal of Development Economics* 89 (1): 124-38.
- World Bank. 2001. "Latvia: Programmatic Structural Adjustment Loan Project." Report 22457, Europe and Central Asia Region, World Bank, Washington, DC.
- \_\_\_\_\_. 2003. *Doing Business in 2004: Understanding Regulation*. Washington, DC: World Bank Group.
- \_\_\_\_\_. 2004. *World Development Report 2004: Making Services Work for Poor People*. Washington, DC: World Bank.
- \_\_\_\_\_. 2005. *World Development Report 2005: A Better Investment Climate for Everyone*. Washington, DC: World Bank.
- \_\_\_\_\_. 2006. *Doing Business in 2007: How to Reform*. Washington, DC: World Bank Group.
- \_\_\_\_\_. 2007. *Doing Business in 2008*. Washington, DC: World Bank Group.
- \_\_\_\_\_. 2009a. *From Privilege to Competition: Unlocking Private-Led Growth in the Middle East and North Africa*. Washington, DC: World Bank.
- \_\_\_\_\_. 2009b. *How Many Stops in a One-Stop Shop?* Washington, DC: World Bank Group.
- \_\_\_\_\_. 2010a. *Doing Business 2011: Making a Difference for Entrepreneurs*. Washington, DC: World Bank Group.
- \_\_\_\_\_. 2010b. *Investing Across Borders 2010*. Washington, DC: World Bank Group.
- \_\_\_\_\_. 2011a. *Doing Business 2012: Doing Business in a More Transparent World*. Washington, DC: World Bank Group.
- \_\_\_\_\_. 2011b. "Principles for Effective Creditor Rights and Insolvency Systems." Revised draft, January 20. [http://www.worldbank.org/ifa/rosc\\_icr.html](http://www.worldbank.org/ifa/rosc_icr.html).
- \_\_\_\_\_. 2012. *World Development Indicators 2012*. Washington, DC: World Bank.
- World Bank Facility for Investment Climate Advisory Services. 2011. *Managing for Impact: FIAS Strategy for FY12-16*. Washington, DC: World Bank Group.
- World Bank Independent Evaluation Group. 2008. *Doing Business: An Independent Evaluation—Taking the Measure of the World Bank-IFC Doing Business Indicators*. Washington, DC: World Bank.
- Zoellick, Robert B., Ahmad M. Al-Madani, Donald Kaberuka, Haruhiko Kuroda, Thomas Mirow and Luis A. Moreno. 2012. "How to Make Trade Easier." Commentary, Project Syndicate. <http://www.project-syndicate.org/>.

2007 2012 2011  
 2005 2009 2004  
 2008 2006 2010 2013

## Data notes

The indicators presented and analyzed in *Doing Business* measure business regulation and the protection of property rights—and their effect on businesses, especially small and medium-size domestic firms. First, the indicators document the complexity of regulation, such as the number of procedures to start a business or to register and transfer commercial property. Second, they gauge the time and cost of achieving a regulatory goal or complying with regulation, such as the time and cost to enforce a contract, go through bankruptcy or trade across borders. Third, they measure the extent of legal protections of property, for example, the protections of investors against looting by company directors or the range of assets that can be used as collateral according to secured transactions laws. Fourth, a set of indicators documents the tax burden on businesses. Finally, a set of data covers different aspects of employment regulation. The 11 sets of indicators measured in *Doing Business* were added over time, and the sample of economies expanded (table 20.1).

The data for all sets of indicators in *Doing Business 2013* are for June 2012.<sup>1</sup>

### METHODOLOGY

The *Doing Business* data are collected in a standardized way. To start, the *Doing Business* team, with academic advisers, designs a questionnaire. The questionnaire uses a simple business case to ensure comparability across economies and over time—with assumptions about the legal form of the business, its size, its location and the nature of its operations. Questionnaires are administered through more than 9,600 local experts, including lawyers, business consultants, accountants, freight forwarders, government officials and other professionals routinely administering or advising on legal and regulatory requirements (table 20.2). These experts have several rounds of interaction with the *Doing Business* team, involving conference calls, written correspondence and visits by the team. For *Doing Business 2013* team

TABLE 20.1 Topics and economies covered by each *Doing Business* report

Topic	DB 2004	DB 2005	DB 2006	DB 2007	DB 2008	DB 2009	DB 2010	DB 2011	DB 2012	DB 2013
Starting a business										
Employing workers										
Enforcing contracts										
Resolving insolvency										
Getting credit										
Registering property										
Protecting investors										
Paying taxes										
Trading across borders										
Dealing with construction permits										
Getting electricity										
Number of economies	133	145	155	175	178	181	183	183	183	185

Note: Data for the economies added to the sample each year are back-calculated to the previous year. The exception is Kosovo, which was added to the sample after it became a member of the World Bank Group.

**TABLE 20.2** How many experts does *Doing Business* consult?

Indicator set	Contributors
Starting a business	1,585
Dealing with construction permits	852
Getting electricity	830
Registering property	1,069
Getting credit	1,325
Protecting investors	1,083
Paying taxes	1,173
Trading across borders	933
Enforcing contracts	1,146
Resolving insolvency	1,085
Employing workers	1,052

members visited 24 economies to verify data and recruit respondents. The data from questionnaires are subjected to numerous rounds of verification, leading to revisions or expansions of the information collected.

The *Doing Business* methodology offers several advantages. It is transparent, using factual information about what laws and regulations say and allowing multiple interactions with local respondents to clarify potential misinterpretations of questions. Having representative samples of respondents is not an issue; *Doing Business* is not a statistical survey, and the texts of the relevant laws and regulations are collected and answers checked for accuracy. The methodology is inexpensive and easily replicable, so data can be collected in a large sample of economies. Because standard assumptions are used in the data collection, comparisons and benchmarks are valid across economies. Finally, the data not only highlight the extent of specific regulatory obstacles to business but also identify their source and point to what might be reformed.

## LIMITS TO WHAT IS MEASURED

The *Doing Business* methodology has 5 limitations that should be considered when interpreting the data. First, the collected data refer to businesses in the economy's largest business city (which in some economies differs from the capital) and may not be representative of regulation in other parts of the economy.

To address this limitation, subnational *Doing Business* indicators were created (box 20.1). Second, the data often focus on a specific business form—generally a limited liability company (or its legal equivalent) of a specified size—and may not be representative of the regulation on other businesses, for example, sole proprietorships. Third, transactions described in a standardized case scenario refer to a specific set of issues and may not represent the full set of issues a business encounters. Fourth, the measures of time involve an element of judgment by the expert respondents. When sources indicate different estimates, the time indicators reported in *Doing Business* represent the median values of several responses given under the assumptions of the standardized case.

Finally, the methodology assumes that a business has full information on what is required and does not waste time when completing procedures. In practice,

completing a procedure may take longer if the business lacks information or is unable to follow up promptly. Alternatively, the business may choose to disregard some burdensome procedures. For both reasons the time delays reported in *Doing Business 2013* would differ from the recollection of entrepreneurs reported in the World Bank Enterprise Surveys or other perception surveys.

## ECONOMY CHARACTERISTICS

### Gross national income per capita

*Doing Business 2013* reports 2011 income per capita as published in the World Bank's *World Development Indicators 2012*. Income is calculated using the Atlas method (current U.S. dollars). For cost indicators expressed as a percentage of income per capita, 2011 gross national income (GNI) in U.S. dollars is used as the denominator. GNI data were not available from the World Bank for Afghanistan, Australia, The Bahamas, Bahrain, Barbados, Brunei Darussalam, Cyprus, Djibouti, Guyana, the Islamic Republic of Iran, Kuwait, Malta, New Zealand, Oman, Puerto Rico (territory of the United States), Sudan, Suriname, the Syrian Arab Republic, Timor-Leste, West Bank and Gaza, and the Republic of Yemen. In these cases GDP or GNP per capita data and growth rates from the International Monetary Fund's World Economic Outlook database and the Economist Intelligence Unit were used.

### Region and income group

*Doing Business* uses the World Bank regional and income group classifications, available at <http://data.worldbank.org/about/country-classifications>. The World Bank does not assign regional classifications to high-income economies. For the purpose of the *Doing Business* report, high-income OECD economies are assigned the "regional" classification *OECD high income*. Figures and tables presenting regional averages include economies from all income groups (low, lower middle, upper middle and high income).

### Population

*Doing Business 2013* reports mid-year 2011 population statistics as published in *World Development Indicators 2012*.

## BOX 20.1 SUBNATIONAL *DOING BUSINESS* INDICATORS

This year *Doing Business* completed subnational studies for Indonesia, Kenya, Mexico, Russia and the United Arab Emirates. Each of these countries had already asked to have subnational data in the past, and this year *Doing Business* updated the indicators, measured improvements over time and expanded geographic coverage to additional cities or added additional indicators. *Doing Business* also published regional studies for the Arab world, the East African Community and member states of the Organization for the Harmonization of Business Law in Africa (OHADA).

The subnational studies point to differences in business regulation and its implementation—as well as in the pace of regulatory reform—across cities in the same economy. For several economies subnational studies are now periodically updated to measure change over time or to expand geographic coverage to additional cities. This year that is the case for all the subnational studies published.



## CHANGES IN WHAT IS MEASURED

The ranking methodology for paying taxes was updated this year. The threshold for the total tax rate introduced last year for the purpose of calculating the ranking on the ease of paying taxes was updated. All economies with a total tax rate below the threshold (which is calculated and adjusted on a yearly basis) receive the same ranking on the total tax rate indicator. The threshold is not based on any economic theory of an “optimal tax rate” that minimizes distortions or maximizes efficiency in the tax system of an economy overall. Instead, it is mainly empirical in nature, set at the lower end of the distribution of tax rates levied on medium-size enterprises in the manufacturing sector as observed through the paying taxes indicators. This reduces the bias in the indicators toward economies that do not need to levy significant taxes on companies like the *Doing Business* standardized case study company because they raise public revenue in other ways—for example, through taxes on foreign companies, through taxes on sectors other than manufacturing or from natural resources (all of which are outside the scope of the methodology). Giving the same ranking to all economies whose total tax rate is below the threshold avoids awarding economies in the scoring for having an unusually low total tax rate, often for reasons unrelated to government policies toward enterprises. For example, economies that are very small or that are rich in natural resources do not need to levy broad-based taxes.

## DATA CHALLENGES AND REVISIONS

Most laws and regulations underlying the *Doing Business* data are available on the *Doing Business* website at <http://www.doingbusiness.org>. All the sample questionnaires and the details underlying the indicators are also published on the website. Questions on the methodology and challenges to data can be submitted through the website’s “Ask a Question” function at <http://www.doingbusiness.org>.

*Doing Business* publishes 9,620 indicators each year. To create these indicators, the team measures more than 57,000 data points, each of which is made available on the *Doing Business* website. Historical data for each indicator and economy are available on the website, beginning with the first year the indicator or economy was included in the report. To provide a comparable time series for research, the data set is back-calculated to adjust for changes in methodology and any revisions in data due to corrections. The website also makes available all original data sets used for background papers. The correction rate between *Doing Business 2012* and *Doing Business 2013* is 8.6%.<sup>2</sup>

## STARTING A BUSINESS

*Doing Business* records all procedures officially required, or commonly done in practice, for an entrepreneur to start up and formally operate an industrial or commercial business, as well as the time and cost to complete them and the paid-in minimum capital requirement (figure 20.1). These procedures include obtaining all necessary licenses and permits and completing any required notifications, verifications or inscriptions for the company and employees with relevant authorities. The ranking on the ease of starting a business is the simple average of the percentile rankings on its component indicators (figure 20.2).

After a study of laws, regulations and publicly available information on business entry, a detailed list of procedures is developed, along with the time and cost of complying with each procedure under normal circumstances and the paid-in minimum capital requirement. Subsequently, local incorporation lawyers, notaries and government officials complete and verify the data.

Information is also collected on the sequence in which procedures are to be completed and whether procedures may be carried out simultaneously. It is assumed that any required information is readily available and that the entrepreneur will pay no bribes. If answers by local experts differ, inquiries continue until the data are reconciled.

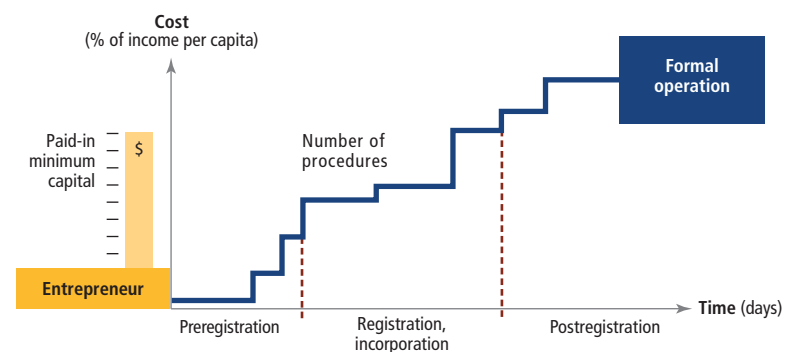
To make the data comparable across economies, several assumptions about the business and the procedures are used.

### Assumptions about the business

The business:

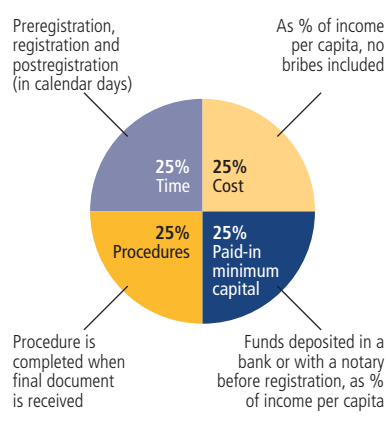
- Is a limited liability company (or its legal equivalent). If there is more than one type of limited liability company in the economy, the limited liability form most popular among domestic firms is chosen. Information on the most popular form is obtained from incorporation lawyers or the statistical office.
- Operates in the economy’s largest business city.

FIGURE 20.1 What are the time, cost, paid-in minimum capital and number of procedures to get a local limited liability company up and running?



**FIGURE 20.2 Starting a business: getting a local limited liability company up and running**

Rankings are based on 4 indicators



- Is 100% domestically owned and has 5 owners, none of whom is a legal entity.
- Has start-up capital of 10 times income per capita, paid in cash.
- Performs general industrial or commercial activities, such as the production or sale to the public of products or services. The business does not perform foreign trade activities and does not handle products subject to a special tax regime, for example, liquor or tobacco. It is not using heavily polluting production processes.
- Leases the commercial plant and offices and is not a proprietor of real estate.
- Does not qualify for investment incentives or any special benefits.
- Has at least 10 and up to 50 employees 1 month after the commencement of operations, all of them nationals.
- Has a turnover of at least 100 times income per capita.
- Has a company deed 10 pages long.

## Procedures

A procedure is defined as any interaction of the company founders with external parties (for example, government agencies, lawyers, auditors or notaries). Interactions between company founders or company officers and employees are not counted as procedures. Procedures that must be completed in the same building but in different

offices or at different counters are counted as separate procedures. If founders have to visit the same office several times for different sequential procedures, each is counted separately. The founders are assumed to complete all procedures themselves, without middlemen, facilitators, accountants or lawyers, unless the use of such a third party is mandated by law. If the services of professionals are required, procedures conducted by such professionals on behalf of the company are counted separately. Each electronic procedure is counted separately. If 2 procedures can be completed through the same website but require separate filings, they are counted as 2 procedures.

Both pre- and postincorporation procedures that are officially required for an entrepreneur to formally operate a business are recorded (table 20.3).

Procedures required for official correspondence or transactions with public agencies are also included. For example, if a company seal or stamp is required on official documents, such as tax declarations, obtaining the seal or stamp is

counted. Similarly, if a company must open a bank account before registering for sales tax or value added tax, this transaction is included as a procedure. Shortcuts are counted only if they fulfill 4 criteria: they are legal, they are available to the general public, they are used by the majority of companies, and avoiding them causes substantial delays.

Only procedures required of all businesses are covered. Industry-specific procedures are excluded. For example, procedures to comply with environmental regulations are included only when they apply to all businesses conducting general commercial or industrial activities. Procedures that the company undergoes to connect to electricity, water, gas and waste disposal services are not included.

## Time

Time is recorded in calendar days. The measure captures the median duration that incorporation lawyers indicate is necessary in practice to complete a procedure with minimum follow-up with government agencies and no extra payments. It is assumed that the minimum time required for each procedure is 1 day. Although procedures may take place simultaneously, they cannot start on the same day (that is, simultaneous procedures start on consecutive days). A procedure is considered completed once the company has received the final document, such as the company registration certificate or tax number. If a procedure can be accelerated for an additional cost, the fastest procedure is chosen if that option is more beneficial to the economy's ranking. It is assumed that the entrepreneur does not waste time and commits to completing each remaining procedure without delay. The time that the entrepreneur spends on gathering information is ignored. It is assumed that the entrepreneur is aware of all entry requirements and their sequence from the beginning but has had no prior contact with any of the officials.

**TABLE 20.3 What do the starting a business indicators measure?**

Procedures to legally start and operate a company (number)
Preregistration (for example, name verification or reservation, notarization)
Registration in the economy's largest business city
Postregistration (for example, social security registration, company seal)
Time required to complete each procedure (calendar days)
Does not include time spent gathering information
Each procedure starts on a separate day
Procedure completed once final document is received
No prior contact with officials
Cost required to complete each procedure (% of income per capita)
Official costs only, no bribes
No professional fees unless services required by law
Paid-in minimum capital (% of income per capita)
Funds deposited in a bank or with a notary before registration (or within 3 months)



**Cost**

Cost is recorded as a percentage of the economy’s income per capita. It includes all official fees and fees for legal or professional services if such services are required by law. Fees for purchasing and legalizing company books are included if these transactions are required by law. The company law, the commercial code and specific regulations and fee schedules are used as sources for calculating costs. In the absence of fee schedules, a government officer’s estimate is taken as an official source. In the absence of a government officer’s estimate, estimates of incorporation lawyers are used. If several incorporation lawyers provide different estimates, the median reported value is applied. In all cases the cost excludes bribes.

**Paid-in minimum capital**

The paid-in minimum capital requirement reflects the amount that the entrepreneur needs to deposit in a bank or with a notary before registration and up to 3 months following incorporation and is recorded as a percentage of the economy’s income per capita. The amount is typically specified in the commercial code or the company law. Many economies require minimum capital but allow businesses to pay only a part of it before registration, with the rest to be paid after the first year of operation. In Turkey in June 2012, for example, the minimum capital requirement was 5,000 Turkish liras, of which one-fourth needed to be paid before registration. The paid-in minimum capital recorded for Turkey is

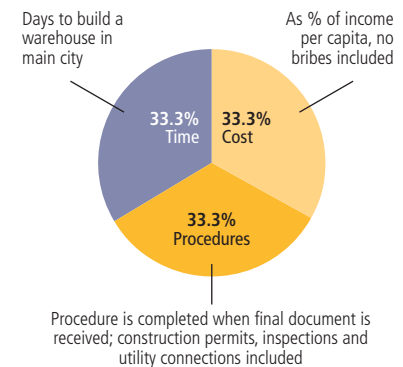
therefore 1,250 Turkish liras, or 7.2% of income per capita.

*The data details on starting a business can be found for each economy at <http://www.doingbusiness.org> by selecting the economy in the drop-down list. This methodology was developed in Djankov and others (2002) and is adopted here with minor changes.*

**DEALING WITH CONSTRUCTION PERMITS**

*Doing Business* records all procedures required for a business in the construction industry to build a warehouse (figure 20.3). These procedures include submitting all relevant project-specific documents (for example, building plans and site maps) to the authorities; obtaining all necessary clearances, licenses, permits and certificates; completing all required notifications; and receiving all necessary inspections. *Doing Business* also records procedures for obtaining connections for water, sewerage and a fixed landline.<sup>3</sup> Procedures necessary to register the property so that it can be used as collateral or transferred to another entity are also counted. The survey divides the process of building a warehouse into distinct procedures and calculates the time and cost of completing each procedure. The ranking on the ease of dealing with construction permits is the simple average of the percentile rankings on its component indicators (figure 20.4).

**FIGURE 20.4 Dealing with construction permits: building a warehouse**  
Rankings are based on 3 indicators



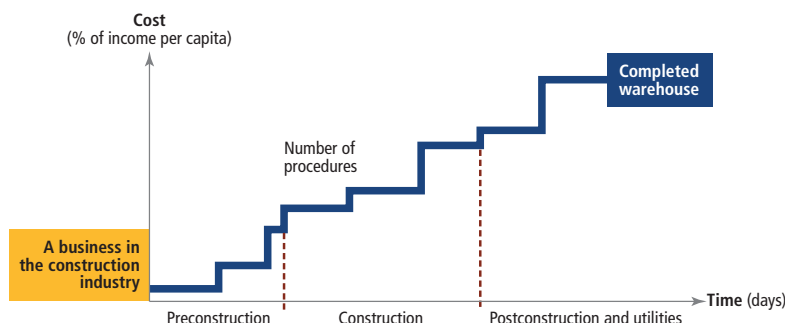
Information is collected from experts in construction licensing, including architects, construction lawyers, construction firms, utility service providers and public officials who deal with building regulations, including approvals and inspections. To make the data comparable across economies, several assumptions about the business, the warehouse project and the utility connections are used.

**Assumptions about the construction company**

The business (BuildCo):

- Is a limited liability company.
- Operates in the economy’s largest business city.
- Is 100% domestically and privately owned.
- Has 5 owners, none of whom is a legal entity.
- Is fully licensed and insured to carry out construction projects, such as building warehouses.
- Has 60 builders and other employees, all of them nationals with the technical expertise and professional experience necessary to obtain construction permits and approvals.
- Has at least 1 employee who is a licensed architect and registered with the local association of architects.
- Has paid all taxes and taken out all necessary insurance applicable to its general business activity (for example,

**FIGURE 20.3 What are the time, cost and number of procedures to comply with formalities to build a warehouse?**



accidental insurance for construction workers and third-person liability).

- Owns the land on which the warehouse is built.

### Assumptions about the warehouse

The warehouse:

- Will be used for general storage activities, such as storage of books or stationery. The warehouse will not be used for any goods requiring special conditions, such as food, chemicals or pharmaceuticals.
- Has 2 stories, both above ground, with a total surface of approximately 1,300.6 square meters (14,000 square feet). Each floor is 3 meters (9 feet, 10 inches) high.
- Has road access and is located in the periurban area of the economy's largest business city (that is, on the fringes of the city but still within its official limits).
- Is not located in a special economic or industrial zone. The zoning requirements for warehouses are met by building in an area where similar warehouses can be found.
- Is located on a land plot of 929 square meters (10,000 square feet) that is 100% owned by BuildCo and is accurately registered in the cadastre and land registry.
- Is a new construction (there was no previous construction on the land).
- Has complete architectural and technical plans prepared by a licensed architect.
- Will include all technical equipment required to make the warehouse fully operational.
- Will take 30 weeks to construct (excluding all delays due to administrative and regulatory requirements).

### Assumptions about the utility connections

The water and sewerage connection:

- Is 10 meters (32 feet, 10 inches) from the existing water source and sewer tap.

- Does not require water for fire protection reasons; a fire extinguishing system (dry system) will be used instead. If a wet fire protection system is required by law, it is assumed that the water demand specified below also covers the water needed for fire protection.
- Has an average water use of 662 liters (175 gallons) a day and an average wastewater flow of 568 liters (150 gallons) a day.
- Has a peak water use of 1,325 liters (350 gallons) a day and a peak wastewater flow of 1,136 liters (300 gallons) a day.
- Will have a constant level of water demand and wastewater flow throughout the year.

The telephone connection:

- Is 10 meters (32 feet, 10 inches) from the main telephone network.
- Is a fixed telephone landline.

### Procedures

A procedure is any interaction of the company's employees or managers with external parties, including government agencies, notaries, the land registry, the cadastre, utility companies, public and private inspectors and technical experts apart from in-house architects and engineers. Interactions between company employees, such as development of the warehouse plans and inspections conducted by employees, are not counted as procedures. Procedures that the company undergoes to connect to water, sewerage and telephone services are included. All procedures that are legally or in practice required for building a warehouse are counted, even if they may be avoided in exceptional cases (table 20.4).

### Time

Time is recorded in calendar days. The measure captures the median duration that local experts indicate is necessary to complete a procedure in practice. It is assumed that the minimum time required for each procedure is 1 day. Although procedures may take place simultaneously, they cannot start on the same day

**TABLE 20.4** What do the dealing with construction permits indicators measure?

Procedures to legally build a warehouse (number)
Submitting all relevant documents and obtaining all necessary clearances, licenses, permits and certificates
Completing all required notifications and receiving all necessary inspections
Obtaining utility connections for water, sewerage and a land telephone line
Registering the warehouse after its completion (if required for use as collateral or for transfer of the warehouse)
Time required to complete each procedure (calendar days)
Does not include time spent gathering information
Each procedure starts on a separate day
Procedure completed once final document is received
No prior contact with officials
Cost required to complete each procedure (% of income per capita)
Official costs only, no bribes

(that is, simultaneous procedures start on consecutive days). If a procedure can be accelerated legally for an additional cost, the fastest procedure is chosen. It is assumed that BuildCo does not waste time and commits to completing each remaining procedure without delay. The time that BuildCo spends on gathering information is ignored. It is assumed that BuildCo is aware of all building requirements and their sequence from the beginning.

### Cost

Cost is recorded as a percentage of the economy's income per capita. Only official costs are recorded. All the fees associated with completing the procedures to legally build a warehouse are recorded, including those associated with obtaining land use approvals and preconstruction design clearances; receiving inspections before, during and after construction; getting utility connections; and registering the warehouse property. Nonrecurring taxes required for the completion of the warehouse project are also recorded. The building code, information from local experts and specific regulations and fee schedules are used as sources for costs. If several

local partners provide different estimates, the median reported value is used.

The data details on dealing with construction permits can be found for each economy at <http://www.doingbusiness.org> by selecting the economy in the drop-down list.

### GETTING ELECTRICITY

Doing Business records all procedures required for a business to obtain a permanent electricity connection and supply for a standardized warehouse. These procedures include applications and contracts with electricity utilities, all necessary inspections and clearances from the utility and other agencies and the external and final connection works. The survey divides the process of getting an electricity connection into distinct procedures and calculates the time and cost of completing each procedure (figure 20.5). The ranking on the ease of getting electricity is the simple average of the percentile rankings on its component indicators (figure 20.6).

Data are collected from the electricity distribution utility, then completed and verified by electricity regulatory agencies and independent professionals such as electrical engineers, electrical contractors and construction companies. The electricity distribution utility surveyed is the one serving the area (or areas) where warehouses are located. If there is a choice of distribution utilities, the one serving the largest number of customers is selected.

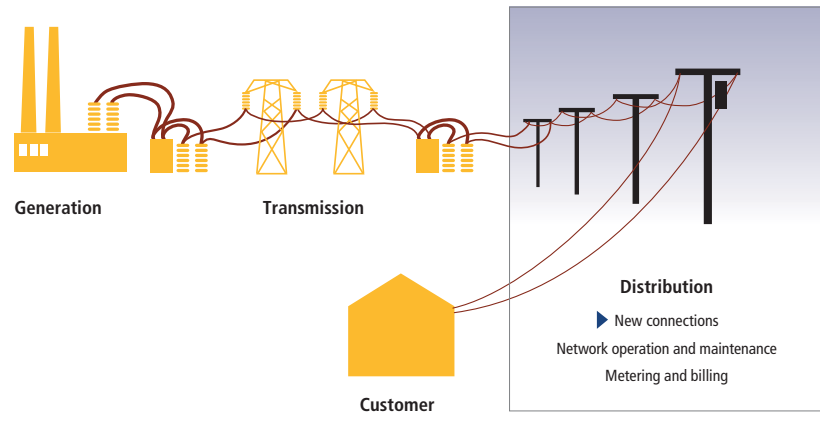
To make the data comparable across economies, several assumptions about the warehouse and the electricity connection are used.

#### Assumptions about the warehouse

The warehouse:

- Is owned by a local entrepreneur.
- Is located in the economy's largest business city.
- Is located within the city's official limits and in an area where other warehouses are located (a nonresidential area).

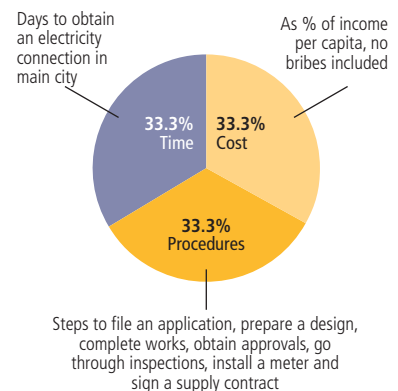
FIGURE 20.5 Doing Business measures the connection process at the level of distribution utilities



- Is not located in a special economic or investment zone; that is, the electricity connection is not eligible for subsidization or faster service under a special investment promotion regime. If several options for location are available, the warehouse is located where electricity is most easily available.
- Has road access. The connection works involve the crossing of a road (for excavation, overhead lines and the like), but they are all carried out on public land; that is, there is no crossing onto another owner's private property.
- Is located in an area with no physical constraints. For example, the property is not near a railway.
- Is used for storage of refrigerated goods.
- Is a new construction (that is, there was no previous construction on the land where it is located). It is being connected to electricity for the first time.
- Has 2 stories, both above ground, with a total surface area of approximately 1,300.6 square meters (14,000 square feet). The plot of land on which it is built is 929 square meters (10,000 square feet).
- Is a 3-phase, 4-wire Y, 140-kilovolt-ampere (kVA) (subscribed capacity) connection.
- Is 150 meters long. The connection is to either the low-voltage or the medium-voltage distribution network and either overhead or underground, whichever is more common in the economy and in the area where the warehouse is located. The length of any connection in the customer's private domain is negligible.
- Involves the installation of only one electricity meter. The monthly electricity consumption will be 0.07 gigawatt-hour (GWh). The internal electrical wiring has already been completed.

FIGURE 20.6 Getting electricity: obtaining an electricity connection

Rankings are based on 3 indicators



#### Assumptions about the electricity connection

The electricity connection:

- Is a permanent one.

## Procedures

A procedure is defined as any interaction of the company's employees or its main electrician or electrical engineer (that is, the one who may have done the internal wiring) with external parties such as the electricity distribution utility, electricity supply utilities, government agencies, electrical contractors and electrical firms. Interactions between company employees and steps related to the internal electrical wiring, such as the design and execution of the internal electrical installation plans, are not counted as procedures. Procedures that must be completed with the same utility but with different departments are counted as separate procedures (table 20.5).

The company's employees are assumed to complete all procedures themselves unless the use of a third party is mandated (for example, if only an electrician registered with the utility is allowed to submit an application). If the company can, but is not required to, request the services of professionals (such as a private firm rather than the utility for the external works), these procedures are recorded if they are commonly done. For all procedures, only the most likely cases (for example, more

than 50% of the time the utility has the material) and those followed in practice for connecting a warehouse to electricity are counted.

## Time

Time is recorded in calendar days. The measure captures the median duration that the electricity utility and experts indicate is necessary in practice, rather than required by law, to complete a procedure with minimum follow-up and no extra payments. It is also assumed that the minimum time required for each procedure is 1 day. Although procedures may take place simultaneously, they cannot start on the same day (that is, simultaneous procedures start on consecutive days). It is assumed that the company does not waste time and commits to completing each remaining procedure without delay. The time that the company spends on gathering information is ignored. It is assumed that the company is aware of all electricity connection requirements and their sequence from the beginning.

## Cost

Cost is recorded as a percentage of the economy's income per capita. Costs are recorded exclusive of value added tax. All the fees and costs associated with completing the procedures to connect a warehouse to electricity are recorded, including those related to obtaining clearances from government agencies, applying for the connection, receiving inspections of both the site and the internal wiring, purchasing material, getting the actual connection works and paying a security deposit. Information from local experts and specific regulations and fee schedules are used as sources for costs. If several local partners provide different estimates, the median reported value is used. In all cases the cost excludes bribes.

## Security deposit

Utilities require security deposits as a guarantee against the possible failure of customers to pay their consumption bills. For this reason the security deposit for a new customer is most often calculated

as a function of the customer's estimated consumption.

*Doing Business* does not record the full amount of the security deposit. If the deposit is based on the customer's actual consumption, this basis is the one assumed in the case study. Rather than the full amount of the security deposit, *Doing Business* records the present value of the losses in interest earnings experienced by the customer because the utility holds the security deposit over a prolonged period, in most cases until the end of the contract (assumed to be after 5 years). In cases where the security deposit is used to cover the first monthly consumption bills, it is not recorded. To calculate the present value of the lost interest earnings, the end-2011 lending rates from the International Monetary Fund's *International Financial Statistics* are used. In cases where the security deposit is returned with interest, the difference between the lending rate and the interest paid by the utility is used to calculate the present value.

In some economies the security deposit can be put up in the form of a bond: the company can obtain from a bank or an insurance company a guarantee issued on the assets it holds with that financial institution. In contrast to the scenario in which the customer pays the deposit in cash to the utility, in this scenario the company does not lose ownership control over the full amount and can continue using it. In return the company will pay the bank a commission for obtaining the bond. The commission charged may vary depending on the credit standing of the company. The best possible credit standing and thus the lowest possible commission are assumed. Where a bond can be put up, the value recorded for the deposit is the annual commission times the 5 years assumed to be the length of the contract. If both options exist, the cheaper alternative is recorded.

In Honduras in June 2012 a customer requesting a 140-kVA electricity connection would have had to put up a security

**TABLE 20.5** What do the getting electricity indicators measure?

<b>Procedures to obtain an electricity connection (number)</b>
Submitting all relevant documents and obtaining all necessary clearances and permits
Completing all required notifications and receiving all necessary inspections
Obtaining external installation works and possibly purchasing material for these works
Concluding any necessary supply contract and obtaining final supply
<b>Time required to complete each procedure (calendar days)</b>
Is at least 1 calendar day
Each procedure starts on a separate day
Does not include time spent gathering information
Reflects the time spent in practice, with little follow-up and no prior contact with officials
<b>Cost required to complete each procedure (% of income per capita)</b>
Official costs only, no bribes
Value added tax excluded

deposit of 126,894 Honduran lempiras (L) in cash or check, and the deposit would have been returned only at the end of the contract. The customer could instead have invested this money at the prevailing lending rate of 18.56%. Over the 5 years of the contract this would imply a present value of lost interest earnings of L 72,719. In contrast, if the customer chose to settle the deposit with a bank guarantee at an annual rate of 2.5%, the amount lost over the 5 years would be just L 15,862.

The data details on getting electricity can be found for each economy at <http://www.doingbusiness.org>.

### REGISTERING PROPERTY

Doing Business records the full sequence of procedures necessary for a business (buyer) to purchase a property from another business (seller) and to transfer the property title to the buyer's name so that the buyer can use the property for expanding its business, use the property as collateral in taking new loans or, if necessary, sell the property to another business. The process starts with obtaining the necessary documents, such as a copy of the seller's title if necessary, and conducting due diligence if required. The transaction is considered complete when it is opposable to third parties and when the buyer can use the property, use it as collateral for a bank loan or resell it (figure 20.7). The ranking on the ease of registering property is the simple average of the

percentile rankings on its component indicators (figure 20.8).

Every procedure required by law or necessary in practice is included, whether it is the responsibility of the seller or the buyer or must be completed by a third party on their behalf. Local property lawyers, notaries and property registries provide information on procedures as well as the time and cost to complete each of them.

To make the data comparable across economies, several assumptions about the parties to the transaction, the property and the procedures are used.

#### Assumptions about the parties

- The parties (buyer and seller):
- Are limited liability companies.
  - Are located in the periurban area of the economy's largest business city.
  - Are 100% domestically and privately owned.
  - Have 50 employees each, all of whom are nationals.
  - Perform general commercial activities.

#### Assumptions about the property

- The property:
- Has a value of 50 times income per capita. The sale price equals the value.
  - Is fully owned by the seller.
  - Has no mortgages attached and has been under the same ownership for the past 10 years.

FIGURE 20.8 Registering property: transfer of property between 2 local companies

Rankings are based on 3 indicators

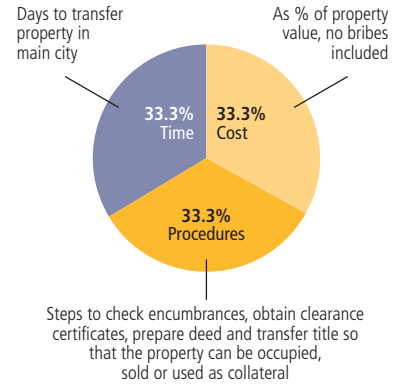
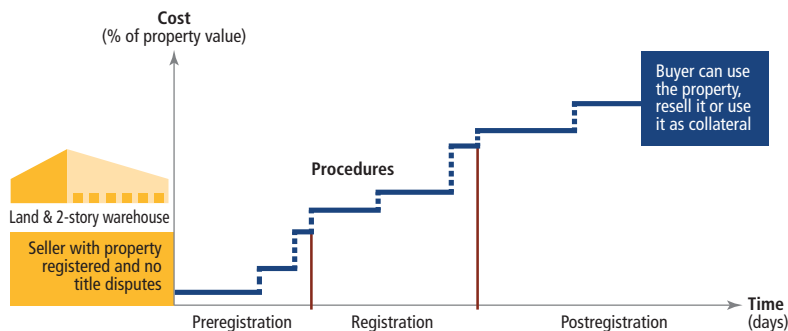


FIGURE 20.7 What are the time, cost and number of procedures required to transfer property between 2 local companies?



- Is registered in the land registry or cadastre, or both, and is free of title disputes.
- Is located in a periurban commercial zone, and no rezoning is required.
- Consists of land and a building. The land area is 557.4 square meters (6,000 square feet). A 2-story warehouse of 929 square meters (10,000 square feet) is located on the land. The warehouse is 10 years old, is in good condition and complies with all safety standards, building codes and other legal requirements. The property of land and building will be transferred in its entirety.
- Will not be subject to renovations or additional building following the purchase.
- Has no trees, natural water sources, natural reserves or historical monuments of any kind.
- Will not be used for special purposes, and no special permits, such as for residential use, industrial plants, waste storage or certain types of agricultural activities, are required.
- Has no occupants (legal or illegal), and no other party holds a legal interest in it.

#### Procedures

A procedure is defined as any interaction of the buyer or the seller, their agents (if



**TABLE 20.6** What do the registering property indicators measure?

Procedures to legally transfer title on immovable property (number)
Preregistration procedures (for example, checking for liens, notarizing sales agreement, paying property transfer taxes)
Registration procedures in the economy's largest business city
Postregistration procedures (for example, filing title with municipality)
Time required to complete each procedure (calendar days)
Does not include time spent gathering information
Each procedure starts on a separate day
Procedure completed once final document is received
No prior contact with officials
Cost required to complete each procedure (% of property value)
Official costs only, no bribes
No value added or capital gains taxes included

an agent is legally or in practice required) or the property with external parties, including government agencies, inspectors, notaries and lawyers. Interactions between company officers and employees are not considered. All procedures that are legally or in practice required for registering property are recorded, even if they may be avoided in exceptional cases (table 20.6). It is assumed that the buyer follows the fastest legal option available and used by the majority of property owners. Although the buyer may use lawyers or other professionals where necessary in the registration process, it is assumed that the buyer does not employ an outside facilitator in the registration process unless legally or in practice required to do so.

### Time

Time is recorded in calendar days. The measure captures the median duration that property lawyers, notaries or registry officials indicate is necessary to complete a procedure. It is assumed that the minimum time required for each procedure is 1 day. Although procedures may take place simultaneously, they cannot start on the same day. It is assumed that the buyer does not waste time and commits to completing each remaining procedure without delay. If a procedure can be accelerated for

an additional cost, the fastest legal procedure available and used by the majority of property owners is chosen. If procedures can be undertaken simultaneously, it is assumed that they are. It is assumed that the parties involved are aware of all requirements and their sequence from the beginning. Time spent on gathering information is not considered.

### Cost

Cost is recorded as a percentage of the property value, assumed to be equivalent to 50 times income per capita. Only official costs required by law are recorded, including fees, transfer taxes, stamp duties and any other payment to the property registry, notaries, public agencies or lawyers. Other taxes, such as capital gains tax or value added tax, are excluded from the cost measure. Both costs borne by the buyer and those borne by the seller are included. If cost estimates differ among sources, the median reported value is used.


*The data details on registering property can be found for each economy at <http://www.doingbusiness.org> by selecting the economy in the drop-down list.*

## GETTING CREDIT

*Doing Business* measures the legal rights of borrowers and lenders with respect to secured transactions through one set of indicators and the sharing of credit information through another. The first set of indicators measures whether certain

**FIGURE 20.10** Getting credit: collateral rules and credit information

Rankings are based on 2 indicators

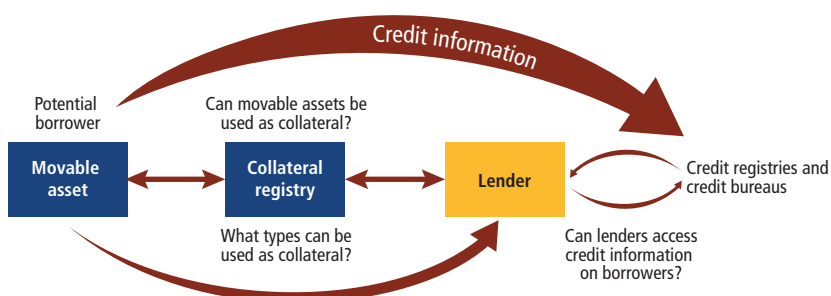


*Note:* Private bureau coverage and public registry coverage are measured but do not count for the rankings.

features that facilitate lending exist within the applicable collateral and bankruptcy laws. The second set measures the coverage, scope and accessibility of credit information available through public credit registries and private credit bureaus (figure 20.9). The ranking on the ease of getting credit is based on the percentile rankings on the sum of its component indicators: the depth of credit information index and the strength of legal rights index (figure 20.10).

## LEGAL RIGHTS

The data on the legal rights of borrowers and lenders are gathered through a survey of financial lawyers and verified through analysis of laws and regulations as well as public sources of information on collateral and bankruptcy laws. Survey responses are verified through several rounds of

**FIGURE 20.9** Do lenders have credit information on entrepreneurs seeking credit? Is the law favorable to borrowers and lenders using movable assets as collateral?



follow-up communication with respondents as well as by contacting third parties and consulting public sources. The survey data are confirmed through teleconference calls or on-site visits in all economies.

### Strength of legal rights index

The strength of legal rights index measures the degree to which collateral and bankruptcy laws protect the rights of borrowers and lenders and thus facilitate lending (table 20.7). Two case scenarios, case A and case B, are used to determine the scope of the secured transactions system. The case scenarios involve a secured borrower, the company ABC, and a secured lender, BizBank. In some economies the legal framework for secured transactions will allow only case A or case B to apply (not both). Both cases examine the same set of legal provisions relating to the use of movable collateral.

Several assumptions about the secured borrower and lender are used:

- ABC is a domestically incorporated, limited liability company.
- The company has up to 100 employees.
- ABC has its headquarters and only base of operations in the economy's largest business city.
- Both ABC and BizBank are 100% domestically owned.

**TABLE 20.7** What do the getting credit indicators measure?

#### Strength of legal rights index (0–10)

Protection of rights of borrowers and lenders through collateral laws

Protection of secured creditors' rights through bankruptcy laws

#### Depth of credit information index (0–6)

Scope and accessibility of credit information distributed by public credit registries and private credit bureaus

#### Public credit registry coverage (% of adults)

Number of individuals and firms listed in a public credit registry as percentage of adult population

#### Private credit bureau coverage (% of adults)

Number of individuals and firms listed in largest private credit bureau as percentage of adult population

The case scenarios also involve assumptions. In case A, as collateral for the loan, ABC grants BizBank a nonpossessory security interest in one category of movable assets, for example, its machinery or its inventory. ABC wants to keep both possession and ownership of the collateral. In economies where the law does not allow nonpossessory security interests in movable property, ABC and BizBank use a fiduciary transfer-of-title arrangement (or a similar substitute for nonpossessory security interests). The strength of legal rights index does not cover functional equivalents to security over movable assets (for example, leasing or reservation of title).

In case B, ABC grants BizBank a business charge, enterprise charge, floating charge or any charge that gives BizBank a security interest over ABC's combined movable assets (or as much of ABC's movable assets as possible). ABC keeps ownership and possession of the assets.

The strength of legal rights index includes 8 aspects related to legal rights in collateral law and 2 aspects in bankruptcy law. A score of 1 is assigned for each of the following features of the laws:

- Any business may use movable assets as collateral while keeping possession of the assets, and any financial institution may accept such assets as collateral.
- The law allows a business to grant a nonpossessory security right in a single category of movable assets (such as accounts receivable or inventory), without requiring a specific description of the collateral.
- The law allows a business to grant a nonpossessory security right in substantially all its movable assets, without requiring a specific description of the collateral.
- A security right may extend to future or after-acquired assets and may extend automatically to the products, proceeds or replacements of the original assets.

- A general description of debts and obligations is permitted in the collateral agreement and in registration documents; all types of debts and obligations can be secured between the parties, and the collateral agreement can include a maximum amount for which the assets are encumbered.
- A collateral registry or registration institution for security interests over movable property is in operation, unified geographically and by asset type, with an electronic database indexed by debtors' names.
- Secured creditors are paid first (for example, before general tax claims and employee claims) when a debtor defaults outside an insolvency procedure.
- Secured creditors are paid first (for example, before general tax claims and employee claims) when a business is liquidated.
- Secured creditors either are not subject to an automatic stay or moratorium on enforcement procedures when a debtor enters a court-supervised reorganization procedure, or the law provides secured creditors with grounds for relief from an automatic stay or moratorium (for example, if the movable property is in danger) or sets a time limit for the automatic stay.
- The law allows parties to agree in a collateral agreement that the lender may enforce its security right out of court.

The index ranges from 0 to 10, with higher scores indicating that collateral and bankruptcy laws are better designed to expand access to credit.

### CREDIT INFORMATION

The data on credit information sharing are built in 2 stages. First, banking supervision authorities and public information sources are surveyed to confirm the presence of a public credit registry or private credit bureau. Second, when applicable, a detailed survey on the public credit registry's or private credit bureau's structure, laws and associated rules is administered to the entity itself. Survey responses are verified

through several rounds of follow-up communication with respondents as well as by contacting third parties and consulting public sources. The survey data are confirmed through teleconference calls or on-site visits in all economies.

### Depth of credit information index

The depth of credit information index measures rules and practices affecting the coverage, scope and accessibility of credit information available through either a public credit registry or a private credit bureau. A score of 1 is assigned for each of the following 6 features of the public credit registry or private credit bureau (or both):

- Data on both firms and individuals are distributed.
- Both positive credit information (for example, outstanding loan amounts and pattern of on-time repayments) and negative information (for example, late payments, and number and amount of defaults and bankruptcies) are distributed.
- Data from retailers and utility companies as well as financial institutions are distributed.
- More than 2 years of historical data are distributed. Credit registries and bureaus that erase data on defaults as soon as they are repaid obtain a score of 0 for this indicator.
- Data on loan amounts below 1% of income per capita are distributed. Note that a credit registry or bureau must have a minimum coverage of 1% of the adult population to score a 1 on this indicator.
- By law, borrowers have the right to access their data in the largest credit registry or bureau in the economy.

The index ranges from 0 to 6, with higher values indicating the availability of more credit information, from either a public credit registry or a private credit bureau, to facilitate lending decisions. If the credit registry or bureau is not operational or has a coverage of less than 0.1% of the

adult population, the score on the depth of credit information index is 0.

In Lithuania, for example, both a public credit registry and a private credit bureau operate. Both distribute positive and negative information (a score of 1). Both distribute data on firms and individuals (a score of 1). Both distribute more than 2 years of historical data (a score of 1). Although the public credit registry does not distribute data from retailers or utilities, the private credit bureau does do so (a score of 1). Although the public credit registry has a threshold of 1,000 litai, the private credit bureau distributes data on loans of any value (a score of 1). Borrowers have the right to access their data in both the public credit registry and the private credit bureau (a score of 1). Summing across the indicators gives Lithuania a total score of 6.

### Public credit registry coverage

The public credit registry coverage indicator reports the number of individuals and firms listed in a public credit registry with information on their borrowing history from the past 5 years. The number is expressed as a percentage of the adult population (the population age 15 and above in 2011 according to the World Bank's *World Development Indicators*). A public credit registry is defined as a database managed by the public sector, usually by the central bank or the superintendent of banks, that collects information on the creditworthiness of borrowers (individuals or firms) in the financial system and facilitates the exchange of credit information among banks and other regulated financial institutions. If no public registry operates, the coverage value is 0.

### Private credit bureau coverage

The private credit bureau coverage indicator reports the number of individuals and firms listed by a private credit bureau with information on their borrowing history from the past 5 years. The number is expressed as a percentage of the adult population (the population age 15 and above in 2011 according to the World Bank's *World Development Indicators*).

A private credit bureau is defined as a private firm or nonprofit organization that maintains a database on the creditworthiness of borrowers (individuals or firms) in the financial system and facilitates the exchange of credit information among creditors. Credit investigative bureaus and credit reporting firms that do not directly facilitate information exchange among banks and other financial institutions are not considered. If no private bureau operates, the coverage value is 0.

*The data details on getting credit can be found for each economy at <http://www.doingbusiness.org> by selecting the economy in the drop-down list. This methodology was developed in Djankov, McLiesh and Shleifer (2007) and is adopted here with minor changes.*

## PROTECTING INVESTORS

*Doing Business* measures the strength of minority shareholder protections against directors' misuse of corporate assets for personal gain. The indicators distinguish 3 dimensions of investor protections: transparency of related-party transactions (extent of disclosure index), liability for self-dealing (extent of director liability index) and shareholders' ability to sue officers and directors for misconduct (ease of shareholder suits index) (figure 20.11). The data come from a survey of corporate and securities lawyers and are based on securities regulations, company laws, civil procedure codes and court rules of evidence. The ranking on the strength of investor protection index is the simple average of the percentile rankings on its component indicators (figure 20.12).

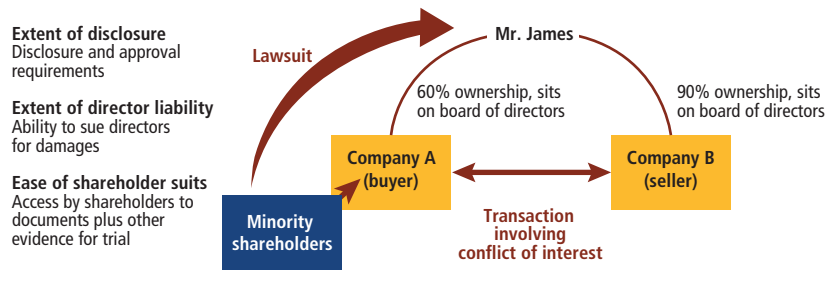
To make the data comparable across economies, several assumptions about the business and the transaction are used.

### Assumptions about the business

The business (Buyer):

- Is a publicly traded corporation listed on the economy's most important stock exchange. If the number of publicly traded companies listed on that exchange is less than 10, or if there is

FIGURE 20.11 How well are minority shareholders protected against self-dealing in related-party transactions?



no stock exchange in the economy, it is assumed that Buyer is a large private company with multiple shareholders.

- Has a board of directors and a chief executive officer (CEO) who may legally act on behalf of Buyer where permitted, even if this is not specifically required by law.
- Has a supervisory board (applicable to economies with 2-tier board systems) of which 60% of the shareholder-elected members have been appointed by Mr. James.
- Is a manufacturing company.
- Has its own distribution network.

**Assumptions about the transaction**

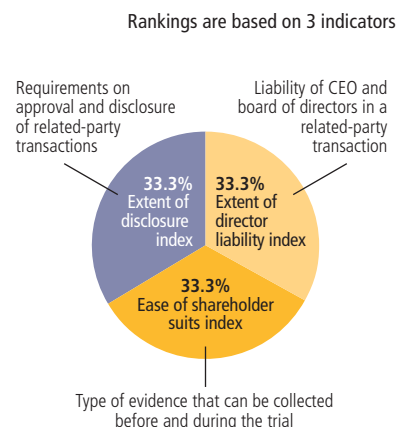
- Mr. James is Buyer’s controlling shareholder and a member of Buyer’s board of directors. He owns 60% of Buyer and elected 2 directors to Buyer’s 5-member board.

- Mr. James also owns 90% of Seller, a company that operates a chain of retail hardware stores. Seller recently closed a large number of its stores.
- Mr. James proposes that Buyer purchase Seller’s unused fleet of trucks to expand Buyer’s distribution of its products, a proposal to which Buyer agrees. The price is equal to 10% of Buyer’s assets and is higher than the market value.
- The proposed transaction is part of the company’s ordinary course of business and is not outside the authority of the company.
- Buyer enters into the transaction. All required approvals are obtained, and all required disclosures made (that is, the transaction is not fraudulent).
- The transaction causes damages to Buyer. Shareholders sue Mr. James and the other parties that approved the transaction.

- Whether immediate disclosure of the transaction to the public, the regulator or the shareholders is required.<sup>4</sup> A score of 0 is assigned if no disclosure is required; 1 if disclosure on the terms of the transaction is required but not on Mr. James’s conflict of interest; 2 if disclosure on both the terms and Mr. James’s conflict of interest is required.
- Whether disclosure in the annual report is required. A score of 0 is assigned if no disclosure on the transaction is required; 1 if disclosure on the terms of the transaction is required but not on Mr. James’s conflict of interest; 2 if disclosure on both the terms and Mr. James’s conflict of interest is required.
- Whether disclosure by Mr. James to the board of directors or the supervisory board is required. A score of 0 is assigned if no disclosure is required; 1 if a general disclosure of the existence of a conflict of interest is required without any specifics; 2 if full disclosure of all material facts relating to Mr. James’s interest in the Buyer-Seller transaction is required.
- Whether it is required that an external body, for example, an external auditor, review the transaction before it takes place. A score of 0 is assigned if no; 1 if yes.

The index ranges from 0 to 10, with higher values indicating greater disclosure. In Poland, for example, the board of directors must approve the transaction and Mr. James is not allowed to vote (a score of 2). Buyer is required to disclose immediately all information affecting the stock price, including the conflict of interest (a score of 2). In its annual report Buyer must also disclose the terms of the transaction and Mr. James’s ownership in Buyer and Seller (a score of 2). Before the transaction Mr. James must disclose his conflict of interest to the other directors, but he is not required to provide specific information about it (a score of 1). Poland does not require an external body to review the transaction (a score of 0). Adding these numbers gives Poland a score of 7 on the extent of disclosure index.

FIGURE 20.12 Protecting investors: minority shareholder rights in related-party transactions



**Extent of disclosure index**

The extent of disclosure index has 5 components (table 20.8):

- Which corporate body can provide legally sufficient approval for the transaction. A score of 0 is assigned if it is the CEO or the managing director alone; 1 if the board of directors, the supervisory board or shareholders must vote and Mr. James is permitted to vote; 2 if the board of directors or the supervisory board must vote and Mr. James is not permitted to vote; 3 if shareholders must vote and Mr. James is not permitted to vote.

**TABLE 20.8** What do the protecting investors indicators measure?

<b>Extent of disclosure index (0–10)</b>
Who can approve related-party transactions
Disclosure requirements in case of related-party transactions
<b>Extent of director liability index (0–10)</b>
Ability of shareholders to hold interested parties and members of the approving body liable in case of related-party transactions
Available legal remedies (damages, repayment of profits, fines and imprisonment)
Ability of shareholders to sue directly or derivatively
<b>Ease of shareholder suits index (0–10)</b>
Direct access to internal documents of the company and use of a government inspector without filing suit in court
Documents and information available during trial
<b>Strength of investor protection index (0–10)</b>
Simple average of the extent of disclosure, extent of director liability and ease of shareholder suits indices

### Extent of director liability index

The extent of director liability index has 7 components:<sup>5</sup>

- Whether a shareholder plaintiff is able to hold Mr. James liable for the damage the Buyer-Seller transaction causes to the company. A score of 0 is assigned if Mr. James cannot be held liable or can be held liable only for fraud or bad faith; 1 if Mr. James can be held liable only if he influenced the approval of the transaction or was negligent; 2 if Mr. James can be held liable when the transaction is unfair or prejudicial to the other shareholders.
- Whether a shareholder plaintiff is able to hold the approving body (the CEO, the members of the board of directors, or members of the supervisory board) liable for the damage the transaction causes to the company. A score of 0 is assigned if the approving body cannot be held liable or can be held liable only for fraud or bad faith; 1 if the approving body can be held liable for negligence; 2 if the approving body can be held liable when the transaction is unfair or prejudicial to the other shareholders.
- Whether a court can void the transaction upon a successful claim by a shareholder plaintiff. A score of 0 is

assigned if rescission is unavailable or is available only in case of fraud or bad faith; 1 if rescission is available when the transaction is oppressive or prejudicial to the other shareholders; 2 if rescission is available when the transaction is unfair or entails a conflict of interest.

- Whether Mr. James pays damages for the harm caused to the company upon a successful claim by the shareholder plaintiff. A score of 0 is assigned if no; 1 if yes.
- Whether Mr. James repays profits made from the transaction upon a successful claim by the shareholder plaintiff. A score of 0 is assigned if no; 1 if yes.
- Whether both fines and imprisonment can be applied against Mr. James. A score of 0 is assigned if no; 1 if yes.
- Whether shareholder plaintiffs are able to sue directly or derivatively for the damage the transaction causes to the company. A score of 0 is assigned if suits are unavailable or are available only for shareholders holding more than 10% of the company's share capital; 1 if direct or derivative suits are available for shareholders holding 10% or less of share capital.

The index ranges from 0 to 10, with higher values indicating greater liability of directors. Assuming that the prejudicial transaction was duly approved and disclosed, in order to hold Mr. James liable in Panama, for example, a plaintiff must prove that Mr. James influenced the approving body or acted negligently (a score of 1). To hold the other directors liable, a plaintiff must prove that they acted negligently (a score of 1). The prejudicial transaction cannot be voided (a score of 0). If Mr. James is found liable, he must pay damages (a score of 1) but he is not required to disgorge his profits (a score of 0). Mr. James cannot be fined and imprisoned (a score of 0). Direct or derivative suits are available for shareholders holding 10% or less of share capital (a score of 1). Adding these numbers gives Panama

a score of 4 on the extent of director liability index.

### Ease of shareholder suits index

The ease of shareholder suits index has 6 components:

- What range of documents is available to the shareholder plaintiff from the defendant and witnesses during trial. A score of 1 is assigned for each of the following types of documents available: information that the defendant has indicated he intends to rely on for his defense; information that directly proves specific facts in the plaintiff's claim; any information relevant to the subject matter of the claim; and any information that may lead to the discovery of relevant information.
- Whether the plaintiff can directly examine the defendant and witnesses during trial. A score of 0 is assigned if no; 1 if yes, with prior approval of the questions by the judge; 2 if yes, without prior approval.
- Whether the plaintiff can obtain categories of relevant documents from the defendant without identifying each document specifically. A score of 0 is assigned if no; 1 if yes.
- Whether shareholders owning 10% or less of the company's share capital can request that a government inspector investigate the Buyer-Seller transaction without filing suit in court. A score of 0 is assigned if no; 1 if yes.
- Whether shareholders owning 10% or less of the company's share capital have the right to inspect the transaction documents before filing suit. A score of 0 is assigned if no; 1 if yes.
- Whether the standard of proof for civil suits is lower than that for a criminal case. A score of 0 is assigned if no; 1 if yes.

The index ranges from 0 to 10, with higher values indicating greater powers of shareholders to challenge the transaction. In Greece, for example, the plaintiff can access documents that the defendant intends to rely on for his defense and that

directly prove facts in the plaintiff's claim (a score of 2). The plaintiff can examine the defendant and witnesses during trial, though only with prior approval of the questions by the court (a score of 1). The plaintiff must specifically identify the documents being sought (for example, the Buyer-Seller purchase agreement of July 15, 2006) and cannot just request categories (for example, all documents related to the transaction) (a score of 0). A shareholder holding 5% of Buyer's shares can request that a government inspector review suspected mismanagement by Mr. James and the CEO without filing suit in court (a score of 1). Any shareholder can inspect the transaction documents before deciding whether to sue (a score of 1). The standard of proof for civil suits is the same as that for a criminal case (a score of 0). Adding these numbers gives Greece a score of 5 on the ease of shareholder suits index.

**Strength of investor protection index**

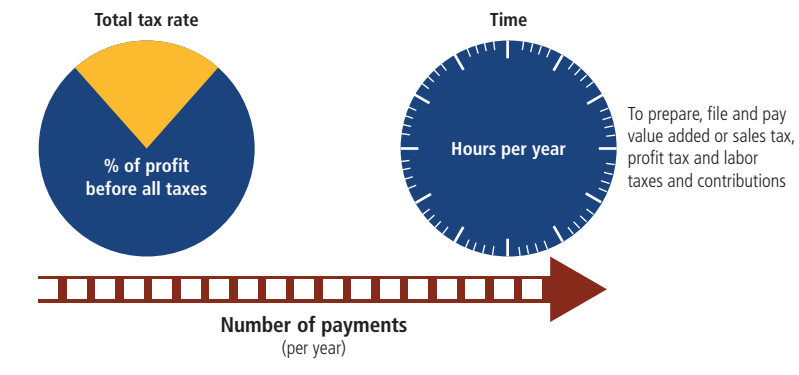
The strength of investor protection index is the average of the extent of disclosure index, the extent of director liability index and the ease of shareholder suits index. The index ranges from 0 to 10, with higher values indicating more investor protection.

*The data details on protecting investors can be found for each economy at <http://www.doingbusiness.org> by selecting the economy in the drop-down list. This methodology was developed in Djankov, La Porta and others (2008).*

**PAYING TAXES**

*Doing Business* records the taxes and mandatory contributions that a medium-size company must pay in a given year as well as measures of the administrative burden of paying taxes and contributions. The project was developed and implemented in cooperation with PwC.<sup>6</sup> Taxes and contributions measured include the profit or corporate income tax, social contributions and labor taxes paid by the employer, property taxes, property

**FIGURE 20.13** What are the time, total tax rate and number of payments necessary for a local medium-size company to pay all taxes?



transfer taxes, dividend tax, capital gains tax, financial transactions tax, waste collection taxes, vehicle and road taxes, and any other small taxes or fees (figure 20.13).

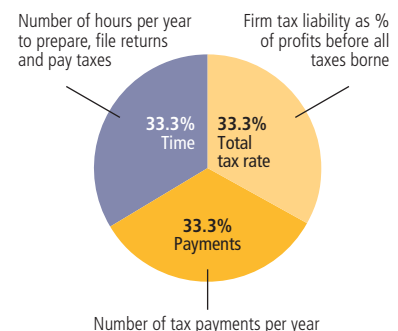
The ranking on the ease of paying taxes is the simple average of the percentile rankings on its component indicators, with a threshold being applied to one of the component indicators, the total tax rate (figure 20.14). The threshold is defined as the highest total tax rate among the top 15% of economies in the ranking on the total tax rate. It is calculated and adjusted on a yearly basis. This year's threshold is 25.7%. All economies with a total tax rate below this threshold receive the same score as the economy at the threshold. The threshold is not based on any economic theory of an "optimal tax rate" that minimizes distortions or maximizes efficiency in the tax system of an economy overall. Instead, it is mainly empirical in nature, set at the lower end of the distribution of tax rates levied on medium-size enterprises in the manufacturing sector as observed through the paying taxes indicators. This reduces the bias in the indicators toward economies that do not need to levy significant taxes on companies like the *Doing Business* standardized case study company because they raise public revenue in other ways—for example, through taxes on foreign companies, through taxes on sectors other than manufacturing or from

natural resources (all of which are outside the scope of the methodology).

*Doing Business* measures all taxes and contributions that are government mandated (at any level—federal, state or local) and that apply to the standardized business and have an impact in its financial statements. In doing so, *Doing Business* goes beyond the traditional definition of a tax. As defined for the purposes of government national accounts, taxes include only compulsory, unrequited payments to general government. *Doing Business* departs from this definition because it measures imposed charges that affect business accounts, not government accounts. One main difference relates to labor contributions. The *Doing Business* measure includes government-mandated contributions paid by the employer to a

**FIGURE 20.14** Paying taxes: tax compliance for a local manufacturing company

Rankings are based on 3 indicators





required private pension fund or workers' insurance fund. The indicator includes, for example, Australia's compulsory superannuation guarantee and workers' compensation insurance. For the purpose of calculating the total tax rate (defined below), only taxes borne are included. For example, value added taxes are generally excluded (provided they are not irrecoverable) because they do not affect the accounting profits of the business—that is, they are not reflected in the income statement. They are, however, included for the purpose of the compliance measures (time and payments), as they add to the burden of complying with the tax system.

*Doing Business* uses a case scenario to measure the taxes and contributions paid by a standardized business and the complexity of an economy's tax compliance system. This case scenario uses a set of financial statements and assumptions about transactions made over the course of the year. In each economy tax experts from a number of different firms (in many economies these include PwC) compute the taxes and mandatory contributions due in their jurisdiction based on the standardized case study facts. Information is also compiled on the frequency of filing and payments as well as time taken to comply with tax laws in an economy. To make the data comparable across economies, several assumptions about the business and the taxes and contributions are used.

The methodology for the paying taxes indicators has benefited from discussion with members of the International Tax Dialogue and other stakeholders, which led to a refinement of the survey questions on the time to pay taxes, the collection of additional data on the labor tax wedge for further research and the introduction of a threshold applied to the total tax rate for the purpose of calculating the ranking on the ease of paying taxes.

### Assumptions about the business

The business:

- Is a limited liability, taxable company. If there is more than one type of limited

liability company in the economy, the limited liability form most common among domestic firms is chosen. The most common form is reported by incorporation lawyers or the statistical office.

- Started operations on January 1, 2010. At that time the company purchased all the assets shown in its balance sheet and hired all its workers.
- Operates in the economy's largest business city.
- Is 100% domestically owned and has 5 owners, all of whom are natural persons.
- At the end of 2010, has a start-up capital of 102 times income per capita.
- Performs general industrial or commercial activities. Specifically, it produces ceramic flowerpots and sells them at retail. It does not participate in foreign trade (no import or export) and does not handle products subject to a special tax regime, for example, liquor or tobacco.
- At the beginning of 2011, owns 2 plots of land, 1 building, machinery, office equipment, computers and 1 truck and leases 1 truck.
- Does not qualify for investment incentives or any benefits apart from those related to the age or size of the company.
- Has 60 employees—4 managers, 8 assistants and 48 workers. All are nationals, and 1 manager is also an owner. The company pays for additional medical insurance for employees (not mandated by any law) as an additional benefit. In addition, in some economies reimbursable business travel and client entertainment expenses are considered fringe benefits. When applicable, it is assumed that the company pays the fringe benefit tax on this expense or that the benefit becomes taxable income for the employee. The case study assumes no additional salary additions for meals, transportation, education or others. Therefore, even when such benefits are frequent, they are not added to or removed from the taxable gross salaries to arrive at the labor tax or contribution calculation.

- Has a turnover of 1,050 times income per capita.
- Makes a loss in the first year of operation.
- Has a gross margin (pretax) of 20% (that is, sales are 120% of the cost of goods sold).
- Distributes 50% of its net profits as dividends to the owners at the end of the second year.
- Sells one of its plots of land at a profit at the beginning of the second year.
- Has annual fuel costs for its trucks equal to twice income per capita.
- Is subject to a series of detailed assumptions on expenses and transactions to further standardize the case. All financial statement variables are proportional to 2005 income per capita. For example, the owner who is also a manager spends 10% of income per capita on traveling for the company (20% of this owner's expenses are purely private, 20% are for entertaining customers and 60% for business travel).

### Assumptions about the taxes and contributions

- All the taxes and contributions recorded are those paid in the second year of operation (calendar year 2011). A tax or contribution is considered distinct if it has a different name or is collected by a different agency. Taxes and contributions with the same name and agency, but charged at different rates depending on the business, are counted as the same tax or contribution.
- The number of times the company pays taxes and contributions in a year is the number of different taxes or contributions multiplied by the frequency of payment (or withholding) for each tax. The frequency of payment includes advance payments (or withholding) as well as regular payments (or withholding).

### Tax payments

The tax payments indicator reflects the total number of taxes and contributions paid, the method of payment, the



**TABLE 20.9** What do the paying taxes indicators measure?

**Tax payments for a manufacturing company in 2011**  
(number per year adjusted for electronic and joint filing and payment)

Total number of taxes and contributions paid, including consumption taxes (value added tax, sales tax or goods and service tax)

Method and frequency of filing and payment

**Time required to comply with 3 major taxes** (hours per year)

Collecting information and computing the tax payable

Completing tax return forms, filing with proper agencies

Arranging payment or withholding

Preparing separate mandatory tax accounting books, if required

**Total tax rate** (% of profit before all taxes)

Profit or corporate income tax

Social contributions and labor taxes paid by the employer

Property and property transfer taxes

Dividend, capital gains and financial transactions taxes

Waste collection, vehicle, road and other taxes

frequency of payment, the frequency of filing and the number of agencies involved for this standardized case study company during the second year of operation (table 20.9). It includes taxes withheld by the company, such as sales tax, value added tax and employee-borne labor taxes. These taxes are traditionally collected by the company from the consumer or employee on behalf of the tax agencies. Although they do not affect the income statements of the company, they add to the administrative burden of complying with the tax system and so are included in the tax payments measure.

The number of payments takes into account electronic filing. Where full electronic filing and payment is allowed and it is used by the majority of medium-size businesses, the tax is counted as paid once a year even if filings and payments are more frequent. For payments made through third parties, such as tax on interest paid by a financial institution or fuel tax paid by a fuel distributor, only one payment is included even if payments are more frequent.

Where 2 or more taxes or contributions are filed for and paid jointly using the same form, each of these joint payments is counted once. For example, if mandatory health insurance contributions and mandatory pension contributions are filed for and paid together, only one of these contributions would be included in the number of payments.

### Time

Time is recorded in hours per year. The indicator measures the time taken to prepare, file and pay 3 major types of taxes and contributions: the corporate income tax, value added or sales tax, and labor taxes, including payroll taxes and social contributions. Preparation time includes the time to collect all information necessary to compute the tax payable and to calculate the amount payable. If separate accounting books must be kept for tax purposes—or separate calculations made—the time associated with these processes is included. This extra time is included only if the regular accounting work is not enough to fulfill the tax accounting requirements. Filing time includes the time to complete all necessary tax return forms and file the relevant returns at the tax authority. Payment time considers the hours needed to make the payment online or at the tax authorities. Where taxes and contributions are paid in person, the time includes delays while waiting.

### Total tax rate

The total tax rate measures the amount of taxes and mandatory contributions borne

by the business in the second year of operation, expressed as a share of commercial profit. *Doing Business 2013* reports the total tax rate for calendar year 2011. The total amount of taxes borne is the sum of all the different taxes and contributions payable after accounting for allowable deductions and exemptions. The taxes withheld (such as personal income tax) or collected by the company and remitted to the tax authorities (such as value added tax, sales tax or goods and service tax) but not borne by the company are excluded. The taxes included can be divided into 5 categories: profit or corporate income tax, social contributions and labor taxes paid by the employer (in respect of which all mandatory contributions are included, even if paid to a private entity such as a required pension fund), property taxes, turnover taxes and other taxes (such as municipal fees and vehicle and fuel taxes).

The total tax rate is designed to provide a comprehensive measure of the cost of all the taxes a business bears. It differs from the statutory tax rate, which merely provides the factor to be applied to the tax base. In computing the total tax rate, the actual tax payable is divided by commercial profit. Data for Norway illustrate (table 20.10).

Commercial profit is essentially net profit before all taxes borne. It differs from the conventional profit before tax, reported in financial statements. In computing profit before tax, many of the taxes borne by a

**TABLE 20.10** Computing the total tax rate for Norway

Type of tax (tax base)	Statutory rate <i>r</i>	Statutory tax base <i>b</i> Nkr	Actual tax payable <i>a = r x b</i> Nkr	Commercial profit* <i>c</i> Nkr	Total tax rate <i>t = a/c</i>
Corporate income tax (taxable income)	28.0%	20,612,719	5,771,561	23,651,183	24.4%
Social security contributions (taxable wages)	14.1%	26,684,645	3,762,535	23,651,183	15.9%
Fuel tax (fuel price)	Nkr 4 per liter	74,247 liters	297,707	23,651,183	1.3%
<b>Total</b>			<b>9,831,803</b>		<b>41.6%</b>

\* Profit before all taxes borne.

Note: Nkr is Norwegian kroner. Commercial profit is assumed to be 59.4 times income per capita.

Source: *Doing Business* database.

firm are deductible. In computing commercial profit, these taxes are not deductible. Commercial profit therefore presents a clear picture of the actual profit of a business before any of the taxes it bears in the course of the fiscal year.

Commercial profit is computed as sales minus cost of goods sold, minus gross salaries, minus administrative expenses, minus other expenses, minus provisions, plus capital gains (from the property sale) minus interest expense, plus interest income and minus commercial depreciation. To compute the commercial depreciation, a straight-line depreciation method is applied, with the following rates: 0% for the land, 5% for the building, 10% for the machinery, 33% for the computers, 20% for the office equipment, 20% for the truck and 10% for business development expenses. Commercial profit amounts to 59.4 times income per capita.

The methodology for calculating the total tax rate is broadly consistent with the Total Tax Contribution framework developed by PwC and the calculation within this framework for taxes borne. But while the work undertaken by PwC is usually based on data received from the largest companies in the economy, *Doing Business* focuses on a case study for a standardized medium-size company.

*The data details on paying taxes can be found for each economy at <http://www.doingbusiness.org> by selecting the economy in the drop-down list. This methodology was developed in Djankov, Ganser and others (2010).*

## TRADING ACROSS BORDERS

*Doing Business* measures the time and cost (excluding tariffs) associated with exporting and importing a standardized cargo of goods by sea transport. The time and cost necessary to complete every official procedure for exporting and importing the goods are recorded; however, the time and cost for sea transport are not included. All documents needed by the trader to export or import the goods

across the border are also recorded. For exporting goods, procedures range from packing the goods into the container at the warehouse to their departure from the port of exit. For importing goods, procedures range from the vessel's arrival at the port of entry to the cargo's delivery at the warehouse. For landlocked economies, these include procedures at the inland border post, since the port is located in the transit economy. Payment is made by letter of credit, and the time, cost and documents required for the issuance or advising of a letter of credit are taken into account (figure 20.15). The ranking on the ease of trading across borders is the simple average of the percentile rankings on its component indicators (figure 20.16).

Local freight forwarders, shipping lines, customs brokers, port officials and banks provide information on required documents and cost as well as the time to complete each procedure. To make the data comparable across economies, several assumptions about the business and the traded goods are used.


### Assumptions about the traded goods

The traded product travels in a dry-cargo, 20-foot, full container load. It weighs 10 tons and is valued at \$20,000. The product:

- Is not hazardous nor does it include military items.

**FIGURE 20.16** Trading across borders: exporting and importing by sea transport

Rankings are based on 3 indicators



- Does not require refrigeration or any other special environment.
- Does not require any special phytosanitary or environmental safety standards other than accepted international standards.
- Is one of the economy's leading export or import products.

### Assumptions about the business

The business:

- Has at least 60 employees.
- Is located in the economy's largest business city.
- Is a private, limited liability company. It does not operate in an export

**FIGURE 20.15** How much time, how many documents and what cost to export and import by sea transport?

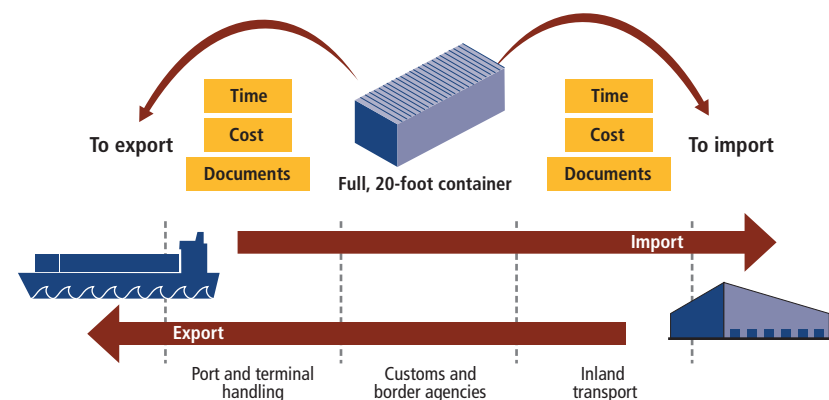


TABLE 20.11 What do the trading across borders indicators measure?	
<b>Documents required to export and import (number)</b>	
Bank documents	
Customs clearance documents	
Port and terminal handling documents	
Transport documents	
<b>Time required to export and import (days)</b>	
Obtaining, filling out and submitting all the documents	
Inland transport and handling	
Customs clearance and inspections	
Port and terminal handling	
Does not include sea transport time	
<b>Cost required to export and import (US\$ per container)</b>	
All documentation	
Inland transport and handling	
Customs clearance and inspections	
Port and terminal handling	
Official costs only, no bribes	

processing zone or an industrial estate with special export or import privileges.

- Is 100% domestically owned.
- Exports more than 10% of its sales.

**Documents**

All documents required per shipment to export and import the goods are recorded (table 20.11). It is assumed that a new contract is drafted per shipment and that the contract has already been agreed upon and executed by both parties. Documents required for clearance by relevant agencies—including government ministries, customs, port authorities and other control agencies—are taken into account. Since payment is by letter of credit, all documents required by banks for the issuance or securing of a letter of credit are also taken into account. Documents that are requested at the time of clearance but that are valid for a year or longer and do not require renewal per shipment (for example, an annual tax clearance certificate) are not included.

**Time**

The time for exporting and importing is recorded in calendar days. The time calculation for a procedure starts from the moment it is initiated and runs until

it is completed. If a procedure can be accelerated for an additional cost and is available to all trading companies, the fastest legal procedure is chosen. Fast-track procedures applying only to firms located in an export processing zone, or only to certain accredited firms under authorized economic operator programs, are not taken into account because they are not available to all trading companies. Sea transport time is not included. It is assumed that neither the exporter nor the importer wastes time and that each commits to completing each remaining procedure without delay. Procedures that can be completed in parallel are measured as simultaneous. But it is assumed that document preparation, inland transport, customs and other clearance, and port and terminal handling require a minimum time of 1 day each and cannot take place simultaneously. The waiting time between procedures—for example, during unloading of the cargo—is included in the measure.

**Cost**

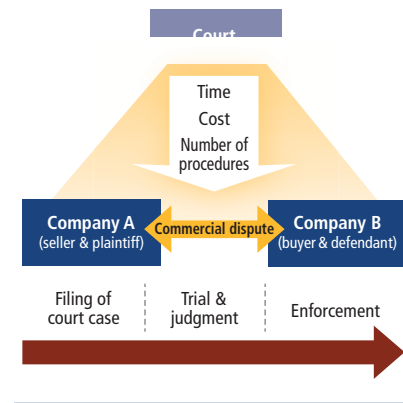
Cost measures the fees levied on a 20-foot container in U.S. dollars. All the fees associated with completing the procedures to export or import the goods are taken into account. These include costs for documents, administrative fees for customs clearance and inspections, customs broker fees, port-related charges and inland transport costs. The cost does not include customs tariffs and duties or costs related to sea transport. Only official costs are recorded.

*The data details on trading across borders can be found for each economy at <http://www.doingbusiness.org> by selecting the economy in the drop-down list. This methodology was developed in Djankov, Freund and Pham (2010) and is adopted here with minor changes.*

**ENFORCING CONTRACTS**

Indicators on enforcing contracts measure the efficiency of the judicial system in resolving a commercial dispute. The data are built by following the step-by-step

**FIGURE 20.17** What are the time, cost and number of procedures to resolve a commercial dispute through the courts?

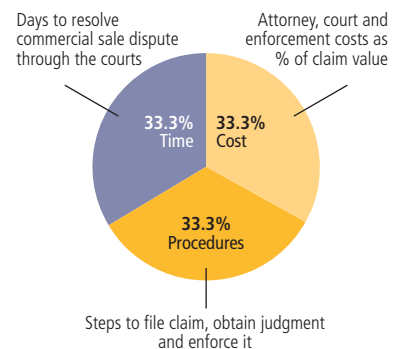


evolution of a commercial sale dispute before local courts. The data are collected through study of the codes of civil procedure and other court regulations as well as surveys completed by local litigation lawyers and by judges (figure 20.17). The ranking on the ease of enforcing contracts is the simple average of the percentile rankings on its component indicators (figure 20.18).

The name of the relevant court in each economy—the court in the largest business city with jurisdiction over commercial cases worth 200% of income per capita—is published at <http://www.doingbusiness.org/ExploreTopics/EnforcingContracts/>.

**FIGURE 20.18** Enforcing contracts: resolving a commercial dispute through the courts

Rankings are based on 3 indicators



### Assumptions about the case

- The value of the claim equals 200% of the economy's income per capita.
- The dispute concerns a lawful transaction between 2 businesses (Seller and Buyer), located in the economy's largest business city. Seller sells goods worth 200% of the economy's income per capita to Buyer. After Seller delivers the goods to Buyer, Buyer refuses to pay for the goods on the grounds that the delivered goods were not of adequate quality.
- Seller (the plaintiff) sues Buyer (the defendant) to recover the amount under the sales agreement (that is, 200% of the economy's income per capita). Buyer opposes Seller's claim, saying that the quality of the goods is not adequate. The claim is disputed on the merits. The court cannot decide the case on the basis of documentary evidence or legal title alone.
- A court in the economy's largest business city with jurisdiction over commercial cases worth 200% of income per capita decides the dispute.
- Seller attaches Buyer's movable assets (for example, office equipment and vehicles) before obtaining a judgment because Seller fears that Buyer may become insolvent.
- An expert opinion is given on the quality of the delivered goods. If it is standard practice in the economy for each party to call its own expert witness, the parties each call one expert witness. If it is standard practice for the judge to appoint an independent expert, the judge does so. In this case the judge does not allow opposing expert testimony.
- The judgment is 100% in favor of Seller: the judge decides that the goods are of adequate quality and that Buyer must pay the agreed price.
- Buyer does not appeal the judgment. Seller decides to start enforcing the judgment as soon as the time allocated by law for appeal expires.

- Seller takes all required steps for prompt enforcement of the judgment. The money is successfully collected through a public sale of Buyer's movable assets (for example, office equipment and vehicles).

### Procedures

The list of procedural steps compiled for each economy traces the chronology of a commercial dispute before the relevant court. A procedure is defined as any interaction, required by law or commonly used in practice, between the parties or between them and the judge or court officer. Other procedural steps, internal to the court or between the parties and their counsel, may be counted as well. Procedural steps include steps to file and serve the case, steps to assign the case to a judge, steps for trial and judgment and steps necessary to enforce the judgment (table 20.12).

The survey allows respondents to record procedures that exist in civil law but not common law jurisdictions and vice versa. For example, in civil law jurisdictions the judge can appoint an independent expert, while in common law jurisdictions each party submits a list of expert witnesses to the court. To indicate overall efficiency, 1 procedure is subtracted from the total

**TABLE 20.12** What do the enforcing contracts indicators measure?

Procedures to enforce a contract through the courts (number)
Any interaction between the parties in a commercial dispute, or between them and the judge or court officer
Steps to file and serve the case
Steps for trial and judgment
Steps to enforce the judgment
Time required to complete procedures (calendar days)
Time to file and serve the case
Time for trial and obtaining judgment
Time to enforce the judgment
Cost required to complete procedures (% of claim)
No bribes
Average attorney fees
Court costs
Enforcement costs

number for economies that have specialized commercial courts, and 1 procedure for economies that allow electronic filing of the initial complaint in court cases. Some procedural steps that are part of others are not counted in the total number of procedures.

### Time

Time is recorded in calendar days, counted from the moment the plaintiff decides to file the lawsuit in court until payment. This includes both the days when actions take place and the waiting periods between. The average duration of different stages of dispute resolution is recorded: the completion of service of process (time to file and serve the case), the issuance of judgment (time for the trial and obtaining the judgment) and the moment of payment (time for enforcement of the judgment).

### Cost

Cost is recorded as a percentage of the claim, assumed to be equivalent to 200% of income per capita. No bribes are recorded. Three types of costs are recorded: court costs, enforcement costs and average attorney fees.

Court costs include all court costs that Seller (plaintiff) must advance to the court, regardless of the final cost to Seller. Enforcement costs are all costs that Seller (plaintiff) must advance to enforce the judgment through a public sale of Buyer's movable assets, regardless of the final cost to Seller. Average attorney fees are the fees that Seller (plaintiff) must advance to a local attorney to represent Seller in the standardized case.

*The data details on enforcing contracts can be found for each economy at <http://www.doingbusiness.org> by selecting the economy in the drop-down list. This methodology was developed in Djankov and others (2003) and is adopted here with minor changes.*

## RESOLVING INSOLVENCY

*Doing Business* studies the time, cost and outcome of insolvency proceedings

involving domestic entities. *The name of this indicator set was changed from closing a business to resolving insolvency to more accurately reflect the content of the indicators. The indicators did not change in content or scope.* The data are derived from questionnaire responses by local insolvency practitioners and verified through a study of laws and regulations as well as public information on bankruptcy systems (figure 20.19). The ranking on the ease of resolving insolvency is based on the recovery rate (figure 20.20).

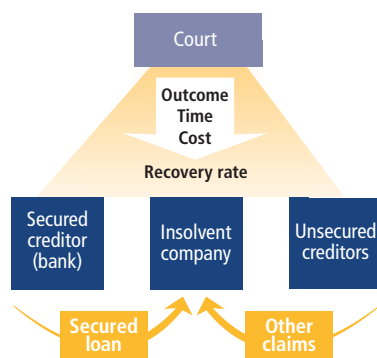
To make the data comparable across economies, several assumptions about the business and the case are used.

### Assumptions about the business

The business:

- Is a limited liability company.
- Operates in the economy's largest business city.
- Is 100% domestically owned, with the founder, who is also the chairman of the supervisory board, owning 51% (no other shareholder holds more than 5% of shares).
- Has downtown real estate, where it runs a hotel, as its major asset. The hotel is valued at 100 times income per capita or \$200,000, whichever is larger.
- Has a professional general manager.

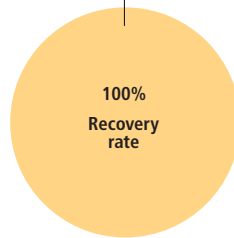
**FIGURE 20.19** What are the time, cost and outcome of the insolvency proceedings against a local company?



**FIGURE 20.20** Resolving insolvency: time, cost and outcome of the insolvency proceedings against a local company

Rankings are based on 1 indicator

Recovery rate is a function of time, cost and other factors such as lending rate and the likelihood of the company continuing to operate



Note: Time and cost do not count separately for the rankings.

- Has 201 employees and 50 suppliers, each of which is owed money for the last delivery.
- Has a 10-year loan agreement with a domestic bank secured by a universal business charge (for example, a floating charge) in economies where such collateral is recognized or by the hotel property. If the laws of the economy do not specifically provide for a universal business charge but contracts commonly use some other provision to that effect, this provision is specified in the loan agreement.
- Has observed the payment schedule and all other conditions of the loan up to now.
- Has a mortgage, with the value of the mortgage principal being exactly equal to the market value of the hotel.

### Assumptions about the case

The business is experiencing liquidity problems. The company's loss in 2011 reduced its net worth to a negative figure. It is January 1, 2012. There is no cash to pay the bank interest or principal in full, due the next day, January 2. The business will therefore default on its loan. Management believes that losses will be incurred in 2012 and 2013 as well.

The amount outstanding under the loan agreement is exactly equal to the market

value of the hotel business and represents 74% of the company's total debt. The other 26% of its debt is held by unsecured creditors (suppliers, employees, tax authorities).

The company has too many creditors to negotiate an informal out-of-court workout. The following options are available: a judicial procedure aimed at the rehabilitation or reorganization of the company to permit its continued operation; a judicial procedure aimed at the liquidation or winding-up of the company; or a debt enforcement or foreclosure procedure against the company, enforced either in court (or through another government authority) or out of court (for example, by appointing a receiver).

### Assumptions about the parties

The bank wants to recover as much as possible of its loan, as quickly and cheaply as possible. The unsecured creditors will do everything permitted under the applicable laws to avoid a piecemeal sale of the assets. The majority shareholder wants to keep the company operating and under its control. Management wants to keep the company operating and preserve its employees' jobs. All the parties are local entities or citizens; no foreign parties are involved.

### Time

Time for creditors to recover their credit is recorded in calendar years (table 20.13). The period of time measured by *Doing Business* is from the company's default until the payment of some or all of the money owed to the bank. Potential delay tactics by the parties, such as the filing of dilatory appeals or requests for extension, are taken into consideration.

### Cost

The cost of the proceedings is recorded as a percentage of the value of the debtor's estate. The cost is calculated on the basis of questionnaire responses and includes court fees and government levies; fees of insolvency administrators, auctioneers, assessors and lawyers; and all other fees and costs.



**TABLE 20.13** What do the resolving insolvency indicators measure?

<b>Time required to recover debt (years)</b>
Measured in calendar years
Appeals and requests for extension are included
<b>Cost required to recover debt (% of debtor's estate)</b>
Measured as percentage of estate value
Court fees
Fees of insolvency administrators
Lawyers' fees
Assessors' and auctioneers' fees
Other related fees
<b>Recovery rate for creditors (cents on the dollar)</b>
Measures the cents on the dollar recovered by creditors
Present value of debt recovered
Official costs of the insolvency proceedings are deducted
Depreciation of furniture is taken into account
Outcome for the business (survival or not) affects the maximum value that can be recovered

### Outcome

Recovery by creditors depends on whether the hotel business emerges from the proceedings as a going concern or the company's assets are sold piecemeal. If the business keeps operating, no value is lost and the bank can satisfy its claim in full, or recover 100 cents on the dollar. If the assets are sold piecemeal, the maximum amount that can be recovered will not exceed 70% of the bank's claim, which translates into 70 cents on the dollar.

### Recovery rate

The recovery rate is recorded as cents on the dollar recouped by creditors through reorganization, liquidation or debt enforcement (foreclosure) proceedings. The calculation takes into account the outcome: whether the business emerges from the proceedings as a going concern or the assets are sold piecemeal. Then the costs of the proceedings are deducted (1 cent for each percentage point of the value of the debtor's estate). Finally, the value lost as a result of the time the money remains tied up in insolvency proceedings is taken into account, including the loss of value due to depreciation of the hotel furniture. Consistent with international accounting practice, the annual depreciation rate for

furniture is taken to be 20%. The furniture is assumed to account for a quarter of the total value of assets. The recovery rate is the present value of the remaining proceeds, based on end-2011 lending rates from the International Monetary Fund's *International Financial Statistics*, supplemented with data from central banks and the Economist Intelligence Unit.

### No practice

If an economy had zero cases a year over the past 5 years involving a judicial reorganization, judicial liquidation or debt enforcement procedure (foreclosure), the economy receives a "no practice" ranking. This means that creditors are unlikely to recover their money through a formal legal process (in or out of court). The recovery rate for "no practice" economies is zero.

*This methodology was developed in Djankov, Hart and others (2008) and is adopted here with minor changes.*

## EMPLOYING WORKERS

*Doing Business* measures flexibility in the regulation of employment, specifically as it affects the hiring and redundancy of workers and the rigidity of working hours. Over the period from 2007 to 2011 improvements were made to align the methodology for the employing workers indicators with the letter and spirit of the ILO conventions. Only 4 of the 188 ILO conventions cover areas measured by *Doing Business*: employee termination, weekend work, holiday with pay and night work. The *Doing Business* methodology is fully consistent with these 4 conventions. The ILO conventions covering areas related to the employing workers indicators do not include the ILO core labor standards—8 conventions covering the right to collective bargaining, the elimination of forced labor, the abolition of child labor and equitable treatment in employment practices.

Between 2009 and 2011 the World Bank Group worked with a consultative group—including labor lawyers, employer and

employee representatives, and experts from the ILO, the OECD, civil society and the private sector—to review the employing workers methodology and explore future areas of research.<sup>7</sup> A full report with the conclusions of the consultative group is available at <http://www.doingbusiness.org/methodology/employing-workers>.

This year *Doing Business* continued research initiated last year, collecting additional data on regulations covering worker protection. The data will serve as a basis for developing a joint analysis of worker protection by the World Bank Group and the ILO and for developing new areas of research in the area of worker protection measures.

*Doing Business 2013* does not present rankings of economies on the employing workers indicators or include the topic in the aggregate ranking on the ease of doing business. The report does present the data on the employing workers indicators in an annex. Detailed data collected on labor regulations are available on the *Doing Business* website (<http://www.doingbusiness.org>).

The data on employing workers are based on a detailed survey of employment regulations that is completed by local lawyers and public officials. Employment laws and regulations as well as secondary sources are reviewed to ensure accuracy. To make the data comparable across economies, several assumptions about the worker and the business are used.

### Assumptions about the worker

The worker:

- Earns a salary plus benefits equal to the economy's average wage during the entire period of his employment.
- Has a pay period that is the most common for workers in the economy.
- Is a lawful citizen who belongs to the same race and religion as the majority of the economy's population.
- Resides in the economy's largest business city.



- Is not a member of a labor union, unless membership is mandatory.

### Assumptions about the business

The business:

- Is a limited liability company.
- Operates in the economy's largest business city.
- Is 100% domestically owned.
- Operates in the manufacturing sector.
- Has 60 employees.
- Is subject to collective bargaining agreements in economies where such agreements cover more than half the manufacturing sector and apply even to firms not party to them.
- Abides by every law and regulation but does not grant workers more benefits than mandated by law, regulation or (if applicable) collective bargaining agreement.

### Rigidity of employment index

The rigidity of employment index is the average of 3 subindices: the difficulty of hiring index, rigidity of hours index and difficulty of redundancy index. Data and scores for a particular country (country X) are provided as an example (table 20.14).

All the subindices have several components. And all take values between 0 and 100, with higher values indicating more rigid regulation.

The difficulty of hiring index measures (i) whether fixed-term contracts are prohibited for permanent tasks; (ii) the maximum cumulative duration of fixed-term contracts; and (iii) the ratio of the minimum wage for a trainee or first-time employee to the average value added per worker.<sup>8</sup> An economy is assigned a score of 1 if fixed-term contracts are prohibited for permanent tasks and a score of 0 if they can be used for any task. A score of 1 is assigned if the maximum cumulative duration of fixed-term contracts is less than 3 years; 0.5 if it is 3 years or more but less than 5 years; and 0 if fixed-term contracts can last 5 years or more. Finally, a score of 1 is assigned if the ratio of the minimum wage to the average value

TABLE 20.14 What do the employing workers indicators measure?

	Data for country X	Score for country X
<b>Rigidity of employment index (0–100)</b>		<b>45.33</b>
Simple average of the difficulty of hiring, rigidity of hours and difficulty of redundancy indices		56 + 10 + 70
<b>Difficulty of hiring index (0–100)</b>		<b>56</b>
Fixed-term contracts prohibited for permanent tasks?	Yes	1
Maximum duration of fixed-term contracts	6 years	0
Ratio of minimum wage for trainee or first-time employee to value added per worker	0.61	0.67
<b>Rigidity of hours index (0–100)</b>		<b>10</b>
Restrictions on night work and weekend work?	No	0
Allowed maximum length of the workweek in days and hours, including overtime	5.5 days	0
Fifty-hour workweeks permitted for 2 months due to an increase in production?	Yes	0
Paid annual vacation days	22 days	0.5
<b>Difficulty of redundancy index (0–100)</b>		<b>70</b>
Redundancy allowed as grounds for termination?	Yes	0
Notification required for termination of a redundant worker or group of workers?	Yes	2
Approval required for termination of a redundant worker or group of workers?	Yes	3
Employer obligated to reassign or retrain and to follow priority rules for redundancy and reemployment?	Yes	2
<b>Redundancy cost (weeks of salary)</b>		<b>23.9</b>
Notice requirements, severance payments and penalties due when terminating a redundant worker, expressed in weeks of salary	8.66 weeks + 15.22 weeks	23.9

Source: Doing Business database.

added per worker is 0.75 or more; 0.67 for a ratio of 0.50 or more but less than 0.75; 0.33 for a ratio of 0.25 or more but less than 0.50; and 0 for a ratio of less than 0.25. A score of 0 is also assigned if the minimum wage is set by a collective bargaining agreement that applies to less than half the manufacturing sector or does not apply to firms not party to it, or if the minimum wage is set by law but does not apply to workers who are in their apprentice period. A ratio of 0.251 (and therefore a score of 0.33) is automatically assigned in 4 cases: if there is no minimum wage; if the law provides a regulatory mechanism for the minimum wage that is not enforced in practice; if there is no minimum wage set by law but there is a wage amount that is customarily used as a minimum; or if there is no minimum wage set by law in the private sector but there is one in the public sector.

In country X, for example, fixed-term contracts are prohibited for permanent tasks (a score of 1), and they can be used for a maximum of 6 years (a score of 0). The ratio of the mandated minimum wage to the value added per worker is 0.61 (a score of 0.67). Averaging the 3 values and scaling the index to 100 gives country X a score of 56.

The rigidity of hours index has 5 components: (i) whether there are restrictions on night work; (ii) whether there are restrictions on weekly holiday work; (iii) whether the workweek can consist of 5.5 days or is more than 6 days; (iv) whether the workweek can extend to 50 hours or more (including overtime) for 2 months a year to respond to a seasonal increase in production; and (v) whether the average paid annual leave for a worker with 1 year of tenure, a worker with 5 years and a worker with 10 years is more than 26 working days or fewer than 15 working

days. For questions (i) and (ii), if restrictions other than premiums apply, a score of 1 is given. If the only restriction is a premium for night work or weekly holiday work, a score of 0, 0.33, 0.66 or 1 is given, depending on the quartile in which the economy's premium falls. If there are no restrictions, the economy receives a score of 0. For question (iii) a score of 1 is assigned if the legally permitted workweek is less than 5.5 days or more than 6 days; otherwise a score of 0 is assigned. For question (iv), if the answer is no, a score of 1 is assigned; otherwise a score of 0 is assigned. For question (v) a score of 0 is assigned if the average paid annual leave is between 15 and 21 working days, a score of 0.5 if it is more than 21 but less than 26 working days and a score of 1 if it is less than 15 or more than 26 working days.

For example, country X does not impose any restrictions either on night work (a score of 0) or on weekly holiday work (a score of 0), allows 5.5-day workweeks (a score of 0), permits 50-hour workweeks for 2 months (a score of 0) and requires average paid annual leave of 22 working days (a score of 0.5). Averaging the scores and scaling the result to 100 gives a final index of 10 for country X.

The difficulty of redundancy index has 8 components: (i) whether redundancy is disallowed as a basis for terminating workers; (ii) whether the employer needs to notify a third party (such as a government agency) to terminate 1 redundant worker; (iii) whether the employer needs to notify a third party to terminate a group of 9 redundant workers; (iv) whether the employer needs approval from a third party to terminate 1 redundant worker; (v) whether the employer needs approval from a third party to terminate a group of 9 redundant workers; (vi) whether the law requires the employer to reassign or retrain a worker before making the worker redundant; (vii) whether priority rules apply for redundancies; and (viii) whether priority rules apply for reemployment. For question (i) an answer of yes for workers of any income level gives a score of 10 and means that the rest of

the questions do not apply. An answer of yes to question (iv) gives a score of 2. For every other question, if the answer is yes, a score of 1 is assigned; otherwise a score of 0 is given. Questions (i) and (iv), as the most restrictive regulations, have greater weight in the construction of the index.

In country X, for example, redundancy is allowed as grounds for termination (a score of 0). An employer has to notify a third party to terminate a single redundant worker (a score of 1) as well as to terminate a group of 9 redundant workers (a score of 1), and the approval of a third party is also required in both these cases (a score of 3). The law does not mandate any retraining or alternative placement before termination (a score of 0). There are priority rules for termination (a score of 1) and reemployment (a score of 1). Adding the scores and scaling to 100 gives a final index of 70.

### Redundancy cost

The redundancy cost indicator measures the cost of advance notice requirements, severance payments and penalties due when terminating a redundant worker, expressed in weeks of salary. The average value of notice requirements and severance payments applicable to a worker with 1 year of tenure, a worker with 5 years and a worker with 10 years is used to assign the score. If the redundancy cost adds up to 8 or fewer weeks of salary and the workers can benefit from unemployment protection, a score of 0 is assigned, but the actual number of weeks is published. If the redundancy cost adds up to 8 or fewer weeks of salary and the workers cannot benefit from any type of unemployment protection, a score of 8.1 is assigned, although the actual number of weeks is published. If the cost adds up to more than 8 weeks of salary, the score is the number of weeks. One month is recorded as 4 and 1/3 weeks.

In country X, for example, an employer is required to give an average of 2 months' notice (8.66 weeks) before a redundancy termination, and the average severance pay for a worker with 1 year of service,

a worker with 5 years and a worker with 10 years equals 3.5 months of wages (15.22 weeks). No penalty is levied and the workers cannot benefit from any type of unemployment protection. Altogether, the employer pays the equivalent of 23.9 weeks of salary to dismiss a worker.

*The data details on employing workers can be found for each economy at <http://www.doingbusiness.org>. The Doing Business website provides historical data sets to allow comparison of data across years. The employing workers methodology was developed by Botero and others (2004). Doing Business 2013 does not present rankings of economies on the employing workers indicators.*

---

### NOTES

1. The data for paying taxes refer to January–December 2011.
2. This correction rate reflects changes that exceed 5% up or down.
3. Following the inclusion of getting electricity indicators in the ease of doing business index in *Doing Business 2012*, additional procedures, time and cost related to obtaining an electricity connection in the preconstruction stage were removed from the dealing with construction permits indicators this year to avoid double counting.
4. This question is usually regulated by stock exchange or securities laws. Points are awarded only to economies with more than 10 listed firms in their most important stock exchange.
5. When evaluating the regime of liability for company directors for a prejudicial related-party transaction, *Doing Business* assumes that the transaction was duly disclosed and approved. *Doing Business* does not measure director liability in the event of fraud.
6. PwC refers to the network of member firms of PricewaterhouseCoopers International Limited (PwCIL), or, as the context requires, individual member firms of the PwC network. Each member firm is a separate legal entity and does not act as agent of PwCIL or any other member firm. PwCIL does not provide any services to clients. PwCIL is not responsible or liable for the acts or omissions of any of its member firms nor can it control the exercise of their professional judgment or bind them in any way. No member firm is responsible or liable for the acts

or omissions of any other member firm nor can it control the exercise of another member firm's professional judgment or bind another member firm or PwCIL in any way.

7. For the terms of reference and composition of the consultative group, see World Bank, "Doing Business Employing Workers Indicator Consultative Group," <http://www.doingbusiness.org>.
8. The average value added per worker is the ratio of an economy's GNI per capita to the working-age population as a percentage of the total population.

# Ease of doing business and distance to frontier

2007 2012 2011  
2005 2009 2004  
2008 2006 2010 2013

This year's report presents results for 2 aggregate measures: the aggregate ranking on the ease of doing business and the distance to frontier measure. The ease of doing business ranking compares economies with one another, while the distance to frontier measure benchmarks economies to the frontier in regulatory practice, measuring the absolute distance to the best performance on each indicator. Both measures can be used for comparisons over time. When compared across years, the distance to frontier measure shows how much the regulatory environment for local entrepreneurs in each economy has changed over time in absolute terms, while the ease of doing business ranking can show only relative change.

## EASE OF DOING BUSINESS

The ease of doing business index ranks economies from 1 to 185. For each economy the ranking is calculated as the simple average of the percentile rankings on each of the 10 topics included in the index in *Doing Business 2013*: starting a business, dealing with construction permits, getting electricity, registering property, getting credit, protecting investors, paying taxes, trading across borders, enforcing contracts and resolving insolvency. The employing workers indicators are not included in this year's aggregate ease of doing business ranking. In addition to this year's ranking, *Doing Business* presents a comparable ranking for the previous year, adjusted for any changes in methodology as well as additions of economies or topics.<sup>1</sup>

## Construction of the ease of doing business index

Here is one example of how the ease of doing business index is constructed. In Finland it takes 3 procedures, 14 days and 4% of property value in fees to register a property. On these 3 indicators Finland ranks in the 6th, 16th and 39th percentiles. So on average Finland ranks in the 20th percentile on the ease of registering property. It ranks in the 30th percentile on starting a business, 28th percentile on getting credit, 24th percentile on paying taxes, 13th percentile on enforcing contracts, 5th percentile on trading across borders and so on. Higher rankings indicate simpler regulation and stronger protection of property rights. The simple average of Finland's percentile rankings on all topics is 21st. When all economies are ordered by their average percentile rankings, Finland stands at 11 in the aggregate ranking on the ease of doing business.

More complex aggregation methods—such as principal components and unobserved components—yield a ranking nearly identical to the simple average used by *Doing Business*.<sup>2</sup> Thus *Doing Business* uses the simplest method: weighting all topics equally and, within each topic, giving equal weight to each of the topic components.<sup>3</sup>

If an economy has no laws or regulations covering a specific area—for example, insolvency—it receives a “no practice” mark. Similarly, an economy receives a “no practice” or “not possible” mark if regulation exists but is never used in practice or if a competing regulation prohibits such practice. Either way, a “no practice” mark

TABLE 21.1 Correlations between economy rankings on *Doing Business* topics

	Dealing with construction permits	Registering property	Getting credit	Protecting investors	Paying taxes	Trading across borders	Enforcing contracts	Resolving insolvency	Getting electricity
Starting a business	0.34	0.30	0.44	0.60	0.40	0.40	0.40	0.44	0.28
Dealing with construction permits		0.24	0.19	0.21	0.41	0.49	0.23	0.36	0.49
Registering property			0.37	0.33	0.37	0.29	0.50	0.38	0.26
Getting credit				0.49	0.26	0.38	0.43	0.49	0.22
Protecting investors					0.39	0.36	0.30	0.41	0.22
Paying taxes						0.50	0.33	0.42	0.46
Trading across borders							0.36	0.55	0.58
Enforcing contracts								0.46	0.24
Resolving insolvency									0.32

Source: *Doing Business* database.

puts the economy at the bottom of the ranking on the relevant indicator.

The ease of doing business index is limited in scope. It does not account for an economy's proximity to large markets, the quality of its infrastructure services (other than services related to trading across borders and getting electricity), the strength of its financial system, the security of property from theft and looting, macroeconomic conditions or the strength of underlying institutions.

### Variability of economies' rankings across topics

Each indicator set measures a different aspect of the business regulatory environment. The rankings of an economy can vary, sometimes significantly, across indicator sets. The average correlation coefficient between the 10 indicator sets included in the aggregate ranking is 0.37, and the coefficients between any 2 sets of indicators range from 0.19 (between dealing with construction permits and getting credit) to 0.60 (between starting a business and protecting investors). These correlations suggest that economies rarely score universally well or universally badly on the indicators (table 21.1).

Consider the example of Canada. It stands at 17 in the aggregate ranking on the ease of doing business. Its ranking is 3 on starting a business, and 4 on both resolving insolvency and protecting investors. But its ranking is only 62 on enforcing contracts, 69 on dealing with construction permits and 152 on getting electricity.

Figure 1.2 in the executive summary illustrates the degree of variability in each economy's performance across the different areas of business regulation covered by *Doing Business*. The figure draws attention to economies with a particularly uneven performance by showing the distance between the average of the highest 3 topic rankings and the average of the lowest 3 for each of 185 economies across the 10 topics included in this year's aggregate ranking. While a relatively small distance between these 2 averages suggests a broadly consistent approach across the areas of business regulation measured by *Doing Business*, a relatively large distance suggests a more uneven approach, with greater room for improvement in some areas than in others.

Variation in performance across the indicator sets is not at all unusual. It reflects differences in the degree of priority that government authorities give to particular

areas of business regulation reform and the ability of different government agencies to deliver tangible results in their area of responsibility.

### Economies that improved the most across 3 or more *Doing Business* topics in 2011/12

*Doing Business 2013* uses a simple method to calculate which economies improved the most in the ease of doing business. First, it selects the economies that in 2011/12 implemented regulatory reforms making it easier to do business in 3 or more of the 10 topics included in this year's ease of doing business ranking.<sup>4</sup> Twenty-three economies meet this criterion: Benin, Burundi, Costa Rica, the Czech Republic, Georgia, Greece, Guinea, Kazakhstan, Korea, Lao PDR, Liberia, Mongolia, the Netherlands, Panama, Poland, Portugal, Serbia, the Slovak Republic, Slovenia, Sri Lanka, Ukraine, the United Arab Emirates and Uzbekistan. Second, *Doing Business* ranks these economies on the increase in their ranking on the ease of doing business from the previous year using comparable rankings.

Selecting the economies that implemented regulatory reforms in at least 3 topics and improved the most in the aggregate ranking is intended to highlight

economies with ongoing, broad-based reform programs.

## DISTANCE TO FRONTIER MEASURE

A drawback of the ease of doing business ranking is that it can measure the regulatory performance of economies only relative to the performance of others. It does not provide information on how the absolute quality of the regulatory environment is improving over time. Nor does it provide information on how large the gaps are between economies at a single point in time.

The distance to frontier measure is designed to address both shortcomings, complementing the ease of doing business ranking. This measure illustrates the distance of an economy to the “frontier,” and the change in the measure over time shows the extent to which the economy has closed this gap. The frontier is a score derived from the most efficient practice or highest score achieved on each of the component indicators in 9 *Doing Business* indicator sets (excluding the employing workers and getting electricity indicators) by any economy since 2005. In starting a business, for example, New Zealand has achieved the highest performance on the time (1 day), Canada and New Zealand on the number of procedures required (1), Slovenia on the cost (0% of income per capita) and Australia and 90 other economies on the paid-in minimum capital requirement (0% of income per capita) (table 21.2).

Calculating the distance to frontier for each economy involves 2 main steps. First, individual indicator scores are normalized to a common unit: except for the total tax rate, each of the 28 component indicators  $y$  is rescaled to  $(\max - y)/(\max - \min)$ , with the minimum value (min) representing the frontier—the highest performance on that indicator across all economies since 2005. For the total tax rate, consistent with the calculation of the rankings, the frontier is defined as the total tax rate corresponding to the 15th percentile based on the overall

distribution of total tax rates for all years. Second, for each economy the scores obtained for individual indicators are aggregated through simple averaging into one distance to frontier score. An economy's distance to frontier is indicated on a scale from 0 to 100, where 0 represents the lowest performance and 100 the frontier.<sup>5</sup>

The difference between an economy's distance to frontier score in 2005 and its score in 2012 illustrates the extent to which the economy has closed the gap to the frontier over time. And in any given year the score measures how far an economy is from the highest performance at that time.

The maximum (max) and minimum (min) observed values are computed for the 174 economies included in the *Doing Business* sample since 2005 and for all years (from 2005 to 2012). The year 2005 was chosen as the baseline for the economy sample because it was the first year in which data were available for the majority of economies (a total of 174) and for all 9 indicator sets included in the measure. To mitigate the effects of extreme outliers in the distributions of the rescaled data (very few economies need 694 days to complete the procedures to start a business, but many need 9 days), the maximum (max) is defined as the 95th percentile of the pooled data for all economies and all years for each indicator. The exceptions are the getting credit, protecting investors and resolving insolvency indicators, whose construction precludes outliers.

Take Ghana, which has a score of 67 on the distance to frontier measure for 2012. This score indicates that the economy is 33 percentage points away from the frontier constructed from the best performances across all economies and all years. Ghana was further from the frontier in 2005, with a score of 54. The difference between the scores shows an improvement over time.

The distance to frontier measure can also be used for comparisons across

TABLE 21.2 What is the frontier in regulatory practice?

Topic and indicator	Frontier
<b>Starting a business</b>	
Procedures (number)	1
Time (days)	1
Cost (% of income per capita)	0
Minimum capital (% of income per capita)	0
<b>Dealing with construction permits</b>	
Procedures (number)	6
Time (days)	25
Cost (% of income per capita)	0.2
<b>Registering property</b>	
Procedures (number)	1
Time (days)	1
Cost (% of property value)	0
<b>Getting credit</b>	
Strength of legal rights index (0–10)	10
Depth of credit information index (0–6)	6
<b>Protecting investors</b>	
Extent of disclosure index (0–10)	10
Extent of director liability index (0–10)	9
Ease of shareholder suits index (0–10)	10
<b>Paying taxes</b>	
Payments (number per year)	3
Time (hours per year)	0 <sup>a</sup>
Total tax rate (% of profit)	27.5 <sup>b</sup>
<b>Trading across borders</b>	
Documents to export (number)	2
Time to export (days)	5
Cost to export (US\$ per container)	390
Documents to import (number)	2
Time to import (days)	4
Cost to import (US\$ per container)	317
<b>Enforcing contracts</b>	
Procedures (number)	21
Time (days)	120
Cost (% of claim)	0.1
<b>Resolving insolvency</b>	
Recovery rate (cents on the dollar)	94.4

a. The time of 0 hours refers to Maldives, where the 3 major taxes covered by the paying taxes indicators did not exist until 2011.

b. The frontier total tax rate differs from the threshold set for the indicator this year. See the data notes for more details.

Source: *Doing Business* database.



economies in the same year, complementing the ease of doing business ranking. For example, Ghana stands at 64 this year in the ease of doing business ranking, while Peru, which is 29 percentage points from the frontier, stands at 43.

---

## NOTES

1. In case of revisions to the methodology or corrections to the underlying data, the data are back-calculated to provide a comparable time series since the year the relevant economy or topic was first included in the data set. The time series is available on the *Doing Business* website (<http://www.doingbusiness.org>). Six topics and more than 50 economies have been added since the inception of the project. Earlier rankings on the ease of doing business are therefore not comparable.
2. See Djankov and others (2005). Principal components and unobserved components methods yield a ranking nearly identical to that from the simple average method because both these methods assign roughly equal weights to the topics, since the pairwise correlations among indicators do not differ much. An alternative to the simple average method is to give different weights to the topics, depending on which are considered of more or less importance in the context of a specific economy.
3. A technical note on the different aggregation and weighting methods is available on the *Doing Business* website (<http://www.doingbusiness.org>).
4. *Doing Business* reforms making it more difficult to do business are subtracted from the total number of those making it easier to do business.
5. This represents a change from last year's report, where 100 represented the lowest performance and 0 the frontier.

# Summaries of *Doing Business* reforms in 2011/12

2007 2012 2011  
2005 2009 2004  
2008 2006 2010 2013

*Doing Business* reforms affecting all sets of indicators included in this year's report, implemented from June 2011 to June 2012.

- ✓ *Doing Business* reform making it easier to do business
- ✗ *Doing Business* reform making it more difficult to do business

## ALBANIA

- ✓ **Starting a business**  
Albania made starting a business easier by making the notarization of incorporation documents optional.
- ✓ **Paying taxes**  
Albania made paying taxes easier for companies by abolishing the vehicle tax and encouraging electronic filing for taxes.

## ALGERIA

- ✓ **Getting credit**  
Algeria improved access to credit information by eliminating the minimum threshold for loans to be included in the database.

## ANGOLA

- ✓ **Getting electricity**  
Angola made getting electricity easier by eliminating the requirement for customers applying for an electricity connection to obtain authorizations from the 2 utility companies.

## ANTIGUA AND BARBUDA

- ✗ **Trading across borders**  
Antigua and Barbuda made trading across borders more difficult by increasing the number of documents required to import.

## ARGENTINA

- ✗ **Trading across borders**  
Argentina increased the time, cost and number of documents needed to import

by expanding the list of products requiring nonautomatic licenses and introducing new preapproval procedures for all imports.

## ARMENIA

- ✓ **Getting electricity**  
Armenia made getting electricity easier by streamlining procedures and reducing connection fees.
- ✓ **Protecting investors**  
Armenia strengthened investor protections by introducing a requirement for shareholder approval of related-party transactions, requiring greater disclosure of such transactions in the annual report and making it easier to sue directors when such transactions are prejudicial.

## AUSTRALIA

- ✓ **Getting credit**  
Australia strengthened its secured transactions system by adopting a new national legal regime governing the enforceability of security interests in personal property and implementing a unified collateral registry.

## BANGLADESH

- ✗ **Getting electricity**  
Bangladesh made getting electricity more difficult by requiring all customers to meet 7% of their electricity needs through solar energy, making it necessary to install solar panels.
- ✓ **Getting credit**  
Bangladesh improved access to credit information by establishing an online platform for sharing such information.

## BELARUS

- ✗ **Starting a business**  
Belarus made starting a business more difficult by increasing the cost of business

Reforms affecting the employing workers indicators are included here but do not affect the ranking on the ease of doing business.

registration and the cost to obtain a company seal.

✓ **Paying taxes**

Belarus made paying taxes easier and less costly for companies by reducing the profit tax rate and encouraging the use of electronic filing and payment systems.

✓ **Resolving insolvency**

Belarus enhanced its insolvency process by exempting the previously state-owned property of a privatized company from the bankruptcy proceeding, requiring that immovable property not sold in the auction be offered to creditors for purchase and allowing immovable property to be sold without proof of state registration in a bankruptcy auction if there are no funds to pay for the registration.

## BELIZE

✓ **Trading across borders**

Belize reduced the time to export and import by implementing the ASYCUDA World electronic data interchange system.

## BENIN

✓ **Starting a business**

Benin made starting a business easier by appointing a representative of the commercial registry at the one-stop shop and reducing some fees.

✓ **Dealing with construction permits**

Benin reduced the time required to obtain a construction permit by speeding up the processing of applications.

✓ **Trading across borders**

Benin reduced the time required to trade across borders by implementing an electronic single-window system integrating customs, control agencies, port authorities and other service providers at the Cotonou port.

✓ **Enforcing contracts**

Benin made enforcing contracts easier by introducing a new code of civil, administrative and social procedures.

## BHUTAN

**Employing workers**

Bhutan introduced a minimum wage.

## BOSNIA AND HERZEGOVINA

✓ **Registering property**

Bosnia and Herzegovina made it easier to transfer property between companies by computerizing the commercial registry.

✗ **Getting credit**

Bosnia and Herzegovina made access to credit information more difficult by stopping the private credit bureau's collection of credit information on individuals.

✓ **Paying taxes**

Bosnia and Herzegovina eased the administrative burden of filing and paying social security contributions by implementing electronic filing and payment systems.

## BOTSWANA

✗ **Paying taxes**

Botswana made paying taxes more costly for companies by increasing the profit tax rate.

✓ **Trading across borders**

In Botswana exporting and importing became faster thanks to the introduction of a scanner by the country's customs authority and an upgrade of South Africa's customs declaration system, both at the Kopfontein-Tlokweng border post.

## BRAZIL

✗ **Registering property**

Brazil made transferring property more difficult by introducing a new certificate of good standing on labor debts, adding to the number of due diligence procedures.

✓ **Enforcing contracts**

Brazil made enforcing contracts easier by implementing an electronic system for filing initial complaints at the São Paulo civil district court.

**Employing workers**

Brazil increased the notice period applicable in cases of redundancy dismissal of employees.

## BRUNEI DARUSSALAM

✓ **Dealing with construction permits**

Brunei Darussalam made dealing with construction permits easier by creating a one-stop shop for preconstruction approvals.

✓ **Paying taxes**

Brunei Darussalam made paying taxes less costly for companies by reducing the profit tax rate.

## BULGARIA

✓ **Starting a business**

Bulgaria made starting a business easier by reducing the cost of registration.

## BURUNDI

✓ **Starting a business**

Burundi made starting a business easier by eliminating the requirements to have company documents notarized, to publish information on new companies in a journal and to register new companies with the Ministry of Trade and Industry.

✓ **Dealing with construction permits**

Burundi made obtaining a construction permit easier by eliminating the requirement for a clearance from the Ministry of Health and reducing the cost of the geotechnical study.

✓ **Registering property**

Burundi made property transfers faster by establishing a statutory time limit for processing property transfer requests at the land registry.

✓ **Trading across borders**

Burundi reduced the time to trade across borders by enhancing its use of electronic data interchange systems, introducing a more efficient system for monitoring goods going through transit countries and improving border coordination with neighboring transit countries.

## CAMBODIA

✓ **Getting credit**

Cambodia improved access to credit information by establishing its first private credit bureau.

✗ **Paying taxes**

Cambodia introduced a new tax on immovable property.

## CAMEROON

✓ **Enforcing contracts**

Cameroon made enforcing contracts easier by creating specialized commercial divisions within its courts of first instance.

## CANADA

✓ **Getting electricity**

Canada made getting an electricity connection easier by reducing the time needed for external connection works.

## CENTRAL AFRICAN REPUBLIC

✗ **Dealing with construction permits**

The Central African Republic made obtaining a construction permit more costly.

**CHAD**✓ **Starting a business**

Chad made starting a business easier by setting up a one-stop shop.

**CHINA**✓ **Starting a business**

China made starting a business less costly by exempting micro and small companies from paying several administrative fees from January 2012 to December 2014.

✓ **Dealing with construction permits**

China simplified the process of obtaining a construction permit by streamlining and centralizing preconstruction approvals.

**COLOMBIA**✓ **Starting a business**

Colombia made starting a business easier by eliminating the requirement to purchase and register accounting books at the time of incorporation.

**COMOROS**✓ **Starting a business**

The Comoros made starting a business easier and less costly by replacing the requirement for a copy of the founders' criminal records with one for a sworn declaration at the time of the company's registration and by reducing the fees to incorporate a company.

✓ **Registering property**

The Comoros made it easier to transfer property by reducing the property transfer tax.

**CONGO, DEM. REP.**✓ **Starting a business**

The Democratic Republic of Congo made starting a business easier by appointing additional public notaries.

**CONGO, REP.**✓ **Starting a business**

The Republic of Congo made starting a business easier by eliminating or reducing several administrative costs associated with incorporation.

✓ **Dealing with construction permits**

The Republic of Congo made dealing with construction permits less expensive by reducing the cost of registering a new building at the land registry.

**COSTA RICA**✓ **Starting a business**

Costa Rica made starting a business easier by streamlining the process of obtaining a sanitary permit for low-risk activities.

✓ **Dealing with construction permits**

Costa Rica streamlined the process for obtaining construction permits by implementing online approval systems.

✓ **Getting credit**

Costa Rica improved access to credit information by guaranteeing borrowers' right to inspect their personal data.

✓ **Paying taxes**

Costa Rica made paying taxes easier for companies by implementing electronic payment for municipal taxes—though it also introduced a registration flat tax.

**CROATIA**✓ **Paying taxes**

Croatia made paying taxes less costly for companies by reducing the health insurance contribution rate.

**CYPRUS**✓ **Registering property**

Cyprus made property transfers faster by computerizing its land registry.

x **Paying taxes**

Cyprus made paying taxes more costly for companies by increasing the special defense contribution rate on interest income and introducing a private sector special contribution and a fixed annual fee for companies registered in Cyprus. At the same time, it simplified tax compliance by introducing electronic filing for corporate income tax.

**CZECH REPUBLIC**✓ **Registering property**

The Czech Republic made registering property easier by allowing the cadastral office online access to the commercial registry's database and thus eliminating the need to obtain a paper certificate from the registry before applying for registration at the cadastre.

✓ **Paying taxes**

The Czech Republic made paying taxes faster for companies by promoting the use of electronic facilities.

✓ **Trading across borders**

The Czech Republic reduced the time to export and import by allowing electronic

submission of customs declarations and other documents.

**Employing workers**

The Czech Republic increased the maximum duration of fixed-term contracts and reduced the severance pay applicable in cases of redundancy dismissal of employees with 1 year of service.

**DENMARK**✓ **Registering property**

Denmark made registering property easier by introducing electronic submission of property transfer applications at the land registry.

**DOMINICA**✓ **Trading across borders**

Dominica reduced the time to import by implementing the ASYCUDA World electronic data interchange system.

**DOMINICAN REPUBLIC**x **Paying taxes**

The Dominican Republic increased the corporate income tax rate.

**ECUADOR**x **Registering property**

In Ecuador property transfers became more time consuming as a result of implementation problems in transferring authority over property records to the municipality of Quito.

**EL SALVADOR**✓ **Getting credit**

El Salvador improved access to credit information through a new law regulating the management of personal credit information.

x **Paying taxes**

El Salvador introduced an alternative minimum tax.

**ETHIOPIA**✓ **Getting credit**

Ethiopia improved access to credit information by establishing an online platform for sharing such information and by guaranteeing borrowers' right to inspect their personal data.

x **Paying taxes**

Ethiopia introduced a social insurance contribution.

**FIJI****x Starting a business**

Fiji made starting a business more difficult by requiring new companies applying for a business license to obtain a certificate from the national fire authority and a letter of compliance from the Ministry of Labor.

**x Dealing with construction permits**

Fiji made obtaining a construction permit more expensive by implementing a fee for the fire department clearance.

**x Registering property**

Fiji made transferring property more difficult by requiring parties to a property transaction to obtain a capital gains tax clearance certificate from the Fiji Revenue and Customs Authority.

**✓ Paying taxes**

Fiji made paying taxes less costly for companies by reducing the profit tax rate. At the same time, Fiji introduced a capital gains tax.

**GABON****x Registering property**

In Gabon registering property became more difficult because of longer administrative delays at the land registry.

**GEORGIA****✓ Getting electricity**

Georgia made getting electricity easier by simplifying the process of connecting new customers to the distribution network and reducing connection fees.

**✓ Getting credit**

Georgia strengthened its secured transactions system through an amendment to the civil code allowing a security interest to extend to the products, proceeds and replacements of collateral.

**✓ Paying taxes**

Georgia made paying taxes easier for companies by enhancing the use of electronic systems and providing more services to taxpayers.

**✓ Trading across borders**

Georgia reduced the time to export and import by creating customs clearance zones.

**✓ Enforcing contracts**

Georgia made enforcing contracts easier by simplifying and speeding up the proceedings for commercial disputes.

**✓ Resolving insolvency**

Georgia expedited the process of resolving insolvency by establishing or tightening

time limits for all insolvency-related procedures, including auctions.

**GERMANY****✓ Paying taxes**

Germany made paying taxes more convenient for companies by canceling ELENA procedures and implementing an electronic filing and payment system for most taxes.

**✓ Resolving insolvency**

Germany strengthened its insolvency process by adopting a new insolvency law that facilitates in-court restructurings of distressed companies and increases participation by creditors.

**GHANA****x Trading across borders**

Ghana added to the time required to import by increasing its scanning of imports and changing its customs clearance system.

**GREECE****✓ Dealing with construction permits**

Greece reduced the time required to obtain a construction permit by introducing strict time limits for processing permit applications at the municipality.

**✓ Protecting investors**

Greece strengthened investor protections by requiring greater immediate and annual disclosure of material related-party transactions.

**✓ Resolving insolvency**

Greece enhanced its insolvency process by abolishing the conciliation procedure and introducing a new rehabilitation proceeding.

**GRENADA****✓ Trading across borders**

Grenada reduced the time to export and import by implementing the ASYCUDA World electronic data interchange system.

**GUATEMALA****✓ Dealing with construction permits**

Guatemala made dealing with construction permits easier by introducing a risk-based approval system.

**GUINEA****✓ Starting a business**

Guinea made starting a business easier by setting up a one-stop shop for company incorporation and by replacing the requirement for a copy of the founders' criminal records with one for a sworn declaration at the time of the company's registration.

**✓ Dealing with construction permits**

Guinea made obtaining a building permit less expensive by clarifying the method for calculating the cost.

**✓ Getting electricity**

Guinea made getting electricity easier by simplifying the process for connecting new customers to the distribution network.

**HUNGARY****x Starting a business**

Hungary made starting a business more complex by increasing the registration fees for limited liability companies and adding a new tax registration at the time of incorporation.

**✓ Getting credit**

Hungary improved access to credit information by passing its first credit bureau law mandating the creation of a database with positive credit information on individuals.

**✓ Paying taxes**

Hungary made paying taxes easier for companies by abolishing the community tax. At the same time, Hungary increased health insurance contributions paid by the employer.

**✓ Trading across borders**

Hungary reduced the time to export and import by allowing electronic submission of customs declarations and other documents.

**ICELAND****x Paying taxes**

Iceland increased the corporate income tax rate.

**INDIA****✓ Dealing with construction permits**

India reduced the time required to obtain a building permit by establishing strict time limits for preconstruction approvals.

**INDONESIA**✓ **Getting electricity**

Indonesia made getting electricity easier by eliminating the requirement for new customers applying for an electricity connection to show a neighbor's electricity bill as a way to help determine their address.

**IRAN, ISLAMIC REP.**✗ **Starting a business**

The Islamic Republic of Iran made starting a business more difficult by requiring company founders to obtain a criminal record clearance to register a new company.

✓ **Protecting investors**

The Islamic Republic of Iran strengthened investor protections by requiring greater immediate disclosure of related-party transactions.

**IRELAND**✓ **Starting a business**

Ireland made starting a business easier by introducing a new online facility for business registration.

✓ **Registering property**

Ireland made property transfers less costly by introducing a single stamp duty rate for transfers of nonresidential property. It also extended compulsory registration to all property in Ireland.

**ISRAEL**✓ **Registering property**

Israel made transferring property easier by tightening time limits for tax authorities to process capital gains self-assessments on property transfers.

**ITALY**✓ **Getting electricity**

Italy made getting electricity easier and less costly by improving the efficiency of the utility Acea Distribuzione and reducing connection fees.

✓ **Registering property**

Italy made transferring property easier by digitizing cadastral maps of properties and making the maps available to notaries online.

**JAMAICA**✓ **Paying taxes**

Jamaica made paying taxes easier for companies by allowing joint filing and payment of all social security contributions.

✓ **Trading across borders**

Jamaica reduced the time to import by allowing customs entries to be lodged at night.

**JAPAN**✓ **Paying taxes**

Japan made paying taxes less costly for companies by reducing the corporate income tax rate—though it also introduced a restoration surtax for a 3-year period.

**KAZAKHSTAN**✓ **Starting a business**

Kazakhstan made starting a business easier by eliminating the requirement to pay in minimum capital within 3 months after incorporation.

✓ **Getting credit**

Kazakhstan strengthened secured creditor rights by introducing new grounds for relief from an automatic stay during rehabilitation proceedings.

✓ **Resolving insolvency**

Kazakhstan strengthened its insolvency process by introducing an accelerated rehabilitation proceeding, extending the period for rehabilitation, expanding the powers of and improving qualification requirements for insolvency administrators, changing requirements for bankruptcy filings, extending the rights of creditors, changing regulations related to the continuation of operations, introducing a time limit for adopting a rehabilitation plan and adding court supervision requirements.

**KENYA**✓ **Paying taxes**

Kenya made paying taxes faster for companies by enhancing electronic filing systems.

**KOREA, REP.**✓ **Getting electricity**

Korea made getting electricity less costly by introducing a new connection fee schedule and an installment payment system.

✓ **Protecting investors**

Korea strengthened investor protections by making it easier to sue directors in cases of prejudicial related-party transactions.

✓ **Paying taxes**

Korea made paying taxes less costly for companies by reducing the profit tax rate.

✓ **Resolving insolvency**

Korea expedited the insolvency process by implementing a fast track for company rehabilitation.

**KOSOVO**✓ **Starting a business**

Kosovo made starting a business easier by eliminating the minimum capital requirement and business registration fee and streamlining the business registration process.

✓ **Protecting investors**

Kosovo strengthened investor protections by introducing a requirement for shareholder approval of related-party transactions, requiring greater disclosure of such transactions in the annual report and making it easier to sue directors when such transactions are prejudicial.

**Employing workers**

Kosovo introduced a minimum wage.

**LAO PDR**✓ **Starting a business**

Lao PDR made starting a business easier by allowing entrepreneurs to apply for tax registration at the time of incorporation.

✓ **Paying taxes**

Lao PDR made paying taxes less costly for companies by reducing the corporate income tax rate.

✓ **Trading across borders**

Lao PDR reduced the time to export and import by implementing the ASYCUDA electronic data interchange system at the Thanaleng-Friendship Bridge border crossing.

**LATVIA****Employing workers**

Latvia eliminated requirements for notification of third parties in cases of redundancy dismissal.

**LESOTHO**✓ **Starting a business**

Lesotho made starting a business easier by creating a one-stop shop for company incorporation and by eliminating the requirements for paid-in minimum capital and for notarization of the articles of association.

✓ **Protecting investors**

Lesotho strengthened investor protections by increasing the disclosure requirements



for related-party transactions and improving the liability regime for company directors in cases of abusive related-party transactions.

## LIBERIA

### ✓ Getting electricity

In Liberia obtaining an electricity connection became easier thanks to the adoption of better procurement practices by the Liberia Electricity Corporation.

### ✓ Paying taxes

Liberia made paying taxes easier for companies by reducing the profit tax rate and abolishing the turnover tax.

### ✓ Enforcing contracts

Liberia made enforcing contracts easier by creating a specialized commercial court.

## LITHUANIA

### ✓ Starting a business

Lithuania made starting a business easier by introducing online registration for limited liability companies and eliminating the notarization requirement for incorporation documents.

### ✓ Resolving insolvency

Lithuania made resolving insolvency easier by establishing which cases against the company's property shall be taken to the bankruptcy court, tightening the time frame for decisions on appeals, abolishing the court's obligation to individually notify creditors and other stakeholders about restructuring proceedings and setting new time limits for creditors to file claims.

## MACEDONIA, FYR

### ✓ Starting a business

FYR Macedonia made starting a business easier by simplifying the process for obtaining a company seal.

## MADAGASCAR

### ✓ Starting a business

Madagascar made starting a business easier by allowing the one-stop shop to deal with the publication of the notice of incorporation.

## MALAWI

### x Dealing with construction permits

Malawi made dealing with construction permits more expensive by increasing the cost to obtain the plan approval and to register the property.

### x Paying taxes

Malawi introduced a mandatory pension contribution for companies.

### ✓ Trading across borders

Trading across borders became easier in Malawi thanks to improvements in customs clearance procedures and transport links between the port of Beira in Mozambique and Blantyre.

## MALAYSIA

### ✓ Dealing with construction permits

Malaysia made dealing with construction permits faster by improving the one-stop center for new buildings and by reducing the time to connect to telephone service.

### ✓ Registering property

Malaysia substantially reduced the number of days it takes to register property transfers.

## MALDIVES

### x Paying taxes

Maldives introduced a goods and service tax, a business profit tax and additional social contributions.

## MALI

### ✓ Paying taxes

Mali made paying taxes less costly for companies by reducing the corporate income tax rate—though it also introduced a new tax on land. At the same time, Mali simplified the process of paying taxes by introducing a single form for joint filing and payment of several taxes.

## MAURITIUS

### ✓ Registering property

Mauritius made property transfers faster by implementing an electronic information management system at the Registrar-General's Department.

### ✓ Getting credit

Mauritius improved access to credit information by starting to collect and distribute payment information from retailers and beginning to distribute both positive and negative information.

## MEXICO

### ✓ Starting a business

Mexico made starting a business easier by eliminating the minimum capital requirement for limited liability companies.

### ✓ Getting electricity

In Mexico the distribution utility made getting electricity easier by streamlining procedures, offering training opportunities to private contractors, using a geographic information system (GIS) to map the electricity distribution network and increasing the stock of materials.

## MOLDOVA

### ✓ Protecting investors

Moldova strengthened investor protections by allowing the rescission of prejudicial related-party transactions.

### x Paying taxes

Moldova made paying taxes more costly for companies by reintroducing the corporate income tax—but also made tax compliance easier by encouraging electronic filing and payment.

### x Enforcing contracts

Moldova made enforcing contracts more difficult by abolishing the specialized economic courts.

### ✓ Resolving insolvency

Moldova strengthened its insolvency process by extending the duration of the reorganization proceeding and refining the qualification requirements for insolvency administrators.

## MONGOLIA

### ✓ Starting a business

Mongolia made starting a business easier by eliminating the minimum capital requirement for limited liability companies.

### ✓ Getting credit

Mongolia improved access to credit information by guaranteeing borrowers' right to inspect their personal data.

### ✓ Protecting investors

Mongolia strengthened investor protections by increasing the disclosure requirements for related-party transactions.

## MONTENEGRO

### ✓ Dealing with construction permits

Montenegro made dealing with construction permits less expensive by reducing the cost of pre- and postconstruction procedures.

### ✓ Getting credit

Montenegro improved access to credit information by guaranteeing borrowers' right to inspect their personal data.

**Employing workers**

Montenegro lowered redundancy costs—though it also reduced the maximum duration of fixed-term contracts and increased paid annual leave.

**MOROCCO**✓ **Starting a business**

Morocco made starting a business easier by eliminating the minimum capital requirement for limited liability companies.

✗ **Registering property**

Morocco made registering property more costly by increasing property registration fees.

**NAMIBIA**✓ **Getting electricity**

Namibia made getting electricity easier by reducing the time required to provide estimates and external connection works and by lowering the connection costs.

✗ **Registering property**

Namibia made transferring property more difficult by requiring conveyancers to obtain a building compliance certificate beforehand.

**NETHERLANDS**✓ **Starting a business**

The Netherlands made starting a business easier by eliminating the requirement for a declaration of nonobjection by the Ministry of Justice before incorporation.

✓ **Dealing with construction permits**

The Netherlands made dealing with construction permits simpler by merging several approvals and implementing an online application system.

✓ **Protecting investors**

The Netherlands strengthened investor protections through a new law regulating the approval of related-party transactions.

✓ **Trading across borders**

The Netherlands made importing easier by introducing a new web-based system for cargo release at the port terminals in Rotterdam.

**NEW ZEALAND**✓ **Getting credit**

New Zealand improved access to credit information by allowing credit bureaus to collect positive information on individuals.

**NIGER**✓ **Trading across borders**

Niger reduced the time to import by expanding and optimizing the use of an electronic data interchange system for customs clearance.

**NIGERIA**✗ **Paying taxes**

Nigeria introduced a new compulsory labor contribution paid by the employer.

**NORWAY**✓ **Starting a business**

Norway made starting a business easier by reducing the minimum capital requirement for private joint stock companies.

✓ **Dealing with construction permits**

Norway reduced the time required to obtain a building permit by implementing strict time limits for construction project approvals.

**OMAN**✓ **Getting credit**

Oman improved access to credit information by guaranteeing borrowers' right to inspect their personal data.

**Employing workers**

Oman reduced the maximum number of working days per week and increased the paid annual leave applicable for employees with 1 year of service.

**PANAMA**✓ **Dealing with construction permits**

Panama made dealing with construction permits easier by reducing the fees for a permit from the fire department's safety office and by accelerating the process at the building registry for obtaining a certificate of good standing and for registering the new building.

✓ **Registering property**

Panama made property transfers faster by increasing working hours at the registry and reorganizing the caseload of its staff.

✓ **Paying taxes**

Panama made paying taxes easier for companies by enhancing the electronic filing system for value added tax and simplifying tax return forms for corporate income tax—though it also began requiring companies to pay corporate income tax monthly rather than quarterly.

**PERU**✓ **Dealing with construction permits**

Peru made obtaining a construction permit easier by eliminating requirements for several preconstruction approvals.

✓ **Protecting investors**

Peru strengthened investor protections through a new law regulating the approval of related-party transactions and making it easier to sue directors when such transactions are prejudicial.

**POLAND**✓ **Registering property**

Poland made property registration faster by introducing a new caseload management system for the land and mortgage registries and by continuing to digitize the records of the registries.

✓ **Paying taxes**

Poland made paying taxes easier for companies by promoting the use of electronic filing and payment systems—though it also increased social security contributions.

✓ **Enforcing contracts**

Poland made enforcing contracts easier by amending the civil procedure code and appointing more judges to commercial courts.

✓ **Resolving insolvency**

Poland strengthened its insolvency process by updating guidelines on the information and documents that need to be included in the bankruptcy petition and by granting secured creditors the right to take over claims encumbered with financial pledges in case of liquidation.

**PORTUGAL**✓ **Dealing with construction permits**

Portugal made obtaining construction permits easier by implementing strict time limits to process urban projects and simplifying the associated procedures.

✓ **Trading across borders**

Portugal made trading across borders easier by implementing an electronic single window for port procedures.

✓ **Resolving insolvency**

Portugal made resolving insolvency easier by introducing a new insolvency law that expedites liquidation procedures and creates fast-track mechanisms both in and out of court.

**Employing workers**

Portugal increased the maximum duration of fixed-term contracts and reduced the severance pay applicable in cases of redundancy dismissal.

**PUERTO RICO (U.S.)**✓ **Paying taxes**

Puerto Rico (territory of the United States) made paying taxes easier and less costly for companies by introducing a new internal revenue code and tax codification and by reducing the effective corporate income tax rate.

**QATAR**✓ **Trading across borders**

Qatar reduced the time to export and import by introducing a new online portal allowing electronic submission of customs declarations for clearance at the Doha seaport.

**ROMANIA**✓ **Starting a business**

Romania made starting a business easier by reducing the time required to obtain a clearance certificate from the fiscal administration agency.

✓ **Getting credit**

Romania strengthened its legal framework for secured transactions by allowing the automatic extension of security interests to the products, proceeds and replacements of collateral.

**RUSSIAN FEDERATION**✓ **Dealing with construction permits**

Russia made obtaining a construction permit simpler by eliminating requirements for several preconstruction approvals.

✓ **Paying taxes**

Russia eased the administrative burden of taxes for firms by simplifying compliance procedures for value added tax and by promoting the use of tax accounting software and electronic services.

**RWANDA**✓ **Getting electricity**

Rwanda made getting electricity easier by reducing the cost of obtaining a new connection.

✓ **Enforcing contracts**

Rwanda made enforcing contracts easier by implementing an electronic filing system for initial complaints.

**SÃO TOMÉ AND PRÍNCIPE**✗ **Dealing with construction permits**

São Tomé and Príncipe made obtaining a construction permit more expensive by increasing the fees.

**SAUDI ARABIA**✗ **Getting electricity**

Saudi Arabia made getting electricity more expensive by increasing the connection fees.

✓ **Paying taxes**

Saudi Arabia made paying taxes easier for companies by introducing online filing and payment systems for social security contributions.

✓ **Enforcing contracts**

Saudi Arabia made enforcing contracts easier by expanding the computerization of its courts and introducing an electronic filing system.

**SERBIA**✓ **Starting a business**

Serbia made starting a business easier by eliminating the paid-in minimum capital requirement.

✓ **Enforcing contracts**

Serbia made enforcing contracts easier by introducing a private bailiff system.

✓ **Resolving insolvency**

Serbia strengthened its insolvency process by introducing private bailiffs, reducing the starting prices for the sale of assets, prohibiting appeals, expediting service of process and adopting an electronic registry for injunctions to make public all prohibitions on the disposal or pledge of movable or immovable property.

**SIERRA LEONE**✓ **Registering property**

Sierra Leone made registering property easier by computerizing the Ministry of Lands, Country Planning and the Environment.

✓ **Getting credit**

Sierra Leone improved access to credit information by establishing a public credit registry at its central bank and guaranteeing borrowers' right to inspect their personal data.

**SLOVAK REPUBLIC**✓ **Starting a business**

The Slovak Republic made starting a business easier by speeding up the processing of applications at the one-stop shop for

trading licenses, income tax registration and health insurance registration.

✓ **Paying taxes**

The Slovak Republic made paying taxes easier for companies by implementing electronic filing and payment of social security and health insurance contributions.

✓ **Enforcing contracts**

The Slovak Republic made enforcing contracts easier by adopting several amendments to the code of civil procedure intended to simplify and speed up proceedings as well as to limit obstructive tactics by the parties to a case.

✓ **Resolving insolvency**

The Slovak Republic improved its insolvency process by redefining the roles and powers of creditors and trustees, strengthening the rights of secured creditors and redefining rules for the conversion of restructuring into a bankruptcy proceeding.

**Employing workers**

The Slovak Republic increased the maximum duration of fixed-term contracts, eliminated requirements for notification of third parties in cases of redundancy dismissal and reduced redundancy costs.

**SLOVENIA**✓ **Protecting investors**

Slovenia strengthened investor protections through a new law regulating the approval of related-party transactions.

✓ **Paying taxes**

Slovenia made paying taxes easier and less costly for companies by implementing electronic filing and payment of social security contributions and by reducing the corporate income tax rate.

✓ **Resolving insolvency**

Slovenia strengthened its insolvency process by requiring that the debtor offer creditors payment of at least 50% of the claims within 4 years; giving greater power to the creditors' committee in a bankruptcy proceeding; prohibiting insolvency administrators from allowing relatives to render services associated with the bankruptcy proceeding; and establishing fines for members of management that violate certain obligations or prohibitions.

**SOUTH AFRICA**✓ **Trading across borders**

South Africa reduced the time and documents required to export and import through its ongoing customs modernization program.

**SPAIN**✓ **Trading across borders**

Spain reduced the time to import by further expanding the use of electronic submission of customs declarations and improving the sharing of information among customs and other agencies.

✓ **Resolving insolvency**

Spain strengthened its insolvency process by making workouts easier, offering more protections for refinancing agreements, allowing conversion from reorganization into liquidation at any time, allowing reliefs of the stay under certain circumstances and permitting the judge to determine whether an asset of the insolvent company is necessary for its continued operation.

**Employing workers**

Spain temporarily allowed unlimited duration of fixed-term contracts.

**SRI LANKA**✓ **Starting a business**

Sri Lanka made starting a business easier by computerizing and expediting the process of obtaining a registration number for the Employees Provident Fund and Employees Trust Fund.

✓ **Registering property**

Sri Lanka made registering property faster by introducing an electronic system at the land registry in Colombo.

✓ **Getting credit**

Sri Lanka strengthened its secured transactions system by establishing an electronic, searchable collateral registry and issuing regulations for its operation.

✓ **Trading across borders**

Sri Lanka reduced the time to export by implementing the ASYCUDA World electronic data interchange system.

**ST. KITTS AND NEVIS**x **Trading across borders**

St. Kitts and Nevis made it more expensive to export by increasing the cost of operations at the port of Basseterre.

**SURINAME**x **Trading across borders**

Suriname increased the time to export by involving more customs departments in clearing exports.

**SWAZILAND**✓ **Paying taxes**

Swaziland introduced a value added tax.

**SWEDEN**x **Registering property**

In Sweden property transfers became more time consuming during implementation of a new information technology system at the land registry.

**SYRIAN ARAB REPUBLIC**✓ **Getting credit**

Syria improved access to credit information by establishing an online system for data exchange between all banks and microfinance institutions and the central bank's credit registry.

**TAIWAN, CHINA**✓ **Dealing with construction permits**

Taiwan, China, made dealing with construction permits easier by introducing a risk-based and self-regulatory inspection system and improving operational features of the one-stop shop for building permits.

✓ **Protecting investors**

Taiwan, China, strengthened investor protections by increasing disclosure requirements for related-party transactions and improving the liability regime for company directors in cases where such transactions are abusive.

**TAJIKISTAN**✓ **Protecting investors**

Tajikistan strengthened investor protections by making it easier to sue directors in cases of prejudicial related-party transactions.

**TANZANIA**✓ **Starting a business**

Tanzania made starting a business easier by eliminating the requirement for inspections by health, town and land officers as a prerequisite for a business license.

x **Dealing with construction permits**

Tanzania made dealing with construction permits more expensive by increasing the cost to obtain a building permit.

x **Trading across borders**

Tanzania made importing more difficult by introducing a requirement to obtain a certificate of conformity before the imported goods are shipped.

**THAILAND**✓ **Starting a business**

Thailand made starting a business easier by allowing the registrar at the Department of Business Development to receive the company's work regulations.

✓ **Paying taxes**

Thailand made paying taxes less costly for companies by reducing the profit tax rate.

**TIMOR-LESTE****Employing workers**

Timor-Leste reduced the maximum duration of fixed-term contracts and also introduced a wage premium for night work.

**TOGO**✓ **Starting a business**

Togo made starting a business easier and less costly by reducing incorporation fees, improving the work flow at the one-stop shop for company registration and replacing the requirement for a copy of the founders' criminal records with one for a sworn declaration at the time of the company's registration.

**Employing workers**

Togo increased the wage premium for weekly holiday work and the severance payment in cases of redundancy dismissal.

**TRINIDAD AND TOBAGO**✓ **Registering property**

In Trinidad and Tobago property transfers became faster thanks to speedier issuance of clearance certificates by the Water and Sewerage Authority.

✓ **Trading across borders**

Trinidad and Tobago reduced the time to export and import by launching the ASYCUDA World electronic data interchange system and simplifying the process for obtaining a certificate of origin.

**TURKEY**✓ **Dealing with construction permits**

Turkey made dealing with construction permits easier by eliminating the requirement to build a shelter in nonresidential buildings with a total area of less than 1,500 square meters.

✓ **Enforcing contracts**

Turkey made enforcing contracts easier by introducing a new civil procedure law.

## UGANDA

### x Registering property

Uganda made transferring property more difficult by introducing a requirement for property purchasers to obtain an income tax certificate before registration, resulting in delays at the Uganda Revenue Authority and the Ministry of Finance. At the same time, Uganda made it easier by digitizing records at the title registry, increasing efficiency at the assessor's office and making it possible for more banks to accept the stamp duty payment.

### ✓ Resolving insolvency

Uganda strengthened its insolvency process by clarifying rules on the creation of mortgages, establishing the duties of mortgagors and mortgagees, defining priority rules, providing remedies for mortgagors and mortgagees and establishing the powers of receivers.

## UKRAINE

### ✓ Starting a business

Ukraine made starting a business easier by eliminating the minimum capital requirement for company incorporation as well as the requirement to have incorporation documents notarized.

### ✓ Registering property

Ukraine made property transfers faster by introducing an effective time limit for processing transfer applications at the land cadastre in Kiev.

### ✓ Paying taxes

Ukraine made paying taxes easier by implementing electronic filing and payment for medium-size and large enterprises.

## UNITED ARAB EMIRATES

### ✓ Starting a business

The United Arab Emirates made starting a business easier by eliminating the requirement for a company to prepare a name board in English and Arabic after having received clearance on the use of office premises.

### ✓ Getting electricity

In the United Arab Emirates the Dubai Electricity and Water Authority made getting electricity easier by introducing an electronic "one window, one step" application process allowing customers to submit and track their applications online and reducing the time for processing the applications.

### ✓ Paying taxes

The United Arab Emirates made paying taxes easier for companies by establishing

an online filing and payment system for social security contributions.

## UNITED KINGDOM

### ✓ Paying taxes

The United Kingdom made paying taxes less costly for companies by reducing the corporate income tax rate.

### Employing workers

The United Kingdom increased the severance pay applicable in cases of redundancy dismissal.

## URUGUAY

### ✓ Paying taxes

Uruguay made paying taxes easier for small and medium-size companies by fully implementing an online filing and payment system for capital, value added and corporate income taxes and by improving the online facilities for social security contributions.

### ✓ Trading across borders

Uruguay reduced the time to import by improving port efficiency and introducing electronic payment and predeclaration systems for customs.

## UZBEKISTAN

### ✓ Starting a business

Uzbekistan made starting a business easier by introducing an online facility for name reservation and eliminating the fee to open a bank account for small businesses.

### ✓ Getting credit

Uzbekistan improved access to credit information by guaranteeing borrowers' right to inspect their personal data.

### ✓ Trading across borders

Uzbekistan reduced the time to export by introducing a single window for customs clearance and reduced the number of documents needed for each import transaction.

### ✓ Resolving insolvency

Uzbekistan strengthened its insolvency process by introducing new time limits for insolvency proceedings and new time limits and procedures for the second auction and by making it possible for businesses to continue operating throughout the liquidation proceeding.

## VANUATU

### x Dealing with construction permits

Vanuatu made obtaining a construction permit more cumbersome by making a preliminary environmental assessment mandatory and made it more expensive by increasing the fees.

## VENEZUELA, RB

### x Starting a business

República Bolivariana de Venezuela made starting a business more difficult by increasing the cost of company incorporation.

### x Paying taxes

República Bolivariana de Venezuela made paying taxes more costly and difficult for companies by introducing a sports, physical activities and physical education tax.

### Employing workers

República Bolivariana de Venezuela introduced a new labor code that prohibits redundancy dismissals.

## VIETNAM

### ✓ Starting a business

Vietnam made starting a business easier by allowing companies to use self-printed value added tax invoices.

## WEST BANK AND GAZA

### x Registering property

West Bank and Gaza made transferring property more costly by increasing the property transfer fee.

### ✓ Getting credit

West Bank and Gaza improved access to credit information by guaranteeing borrowers' right to inspect their personal data.

## ZAMBIA

### ✓ Resolving insolvency

Zambia strengthened its insolvency process by introducing further qualification requirements for receivers and liquidators and by establishing specific duties and remuneration rules for them.

# Country tables

✓ Reform making it easier to do business ✗ Reform making it more difficult to do business

<b>AFGHANISTAN</b>		South Asia	GNI per capita (US\$)	585	
Ease of doing business (rank)		Low income	Population (m)	35.3	
<b>Starting a business</b> (rank)	28	<b>Registering property</b> (rank)	174	<b>Trading across borders</b> (rank)	178
Procedures (number)	4	Procedures (number)	9	Documents to export (number)	10
Time (days)	7	Time (days)	250	Time to export (days)	74
Cost (% of income per capita)	22.5	Cost (% of property value)	5.0	Cost to export (US\$ per container)	3,545
Minimum capital (% of income per capita)	0.0			Documents to import (number)	10
		<b>Getting credit</b> (rank)	154	Time to import (days)	77
<b>Dealing with construction permits</b> (rank)	164	Strength of legal rights index (0-10)	6	Cost to import (US\$ per container)	3,830
Procedures (number)	12	Depth of credit information index (0-6)	0		
Time (days)	334	Public registry coverage (% of adults)	0.0	<b>Enforcing contracts</b> (rank)	164
Cost (% of income per capita)	4,308.6	Private bureau coverage (% of adults)	0.0	Procedures (number)	47
		<b>Protecting investors</b> (rank)	185	Time (days)	1,642
<b>Getting electricity</b> (rank)	110	Extent of disclosure index (0-10)	1	Cost (% of claim)	25.0
Procedures (number)	4	Extent of director liability index (0-10)	1		
Time (days)	109	Ease of shareholder suits index (0-10)	1	<b>Resolving insolvency</b> (rank)	115
Cost (% of income per capita)	3,494.3	Strength of investor protection index (0-10)	1.0	Time (years)	2.0
				Cost (% of estate)	25
		<b>Paying taxes</b> (rank)	94	Recovery rate (cents on the dollar)	26.4
		Payments (number per year)	20		
		Time (hours per year)	275		
		Total tax rate (% of profit)	36.4		
<b>ALBANIA</b>		Eastern Europe & Central Asia	GNI per capita (US\$)	3,980	
Ease of doing business (rank)		Lower middle income	Population (m)	3.2	
✓ <b>Starting a business</b> (rank)	62	<b>Registering property</b> (rank)	121	<b>Trading across borders</b> (rank)	79
Procedures (number)	4	Procedures (number)	6	Documents to export (number)	7
Time (days)	4	Time (days)	33	Time to export (days)	19
Cost (% of income per capita)	22.1	Cost (% of property value)	11.4	Cost to export (US\$ per container)	745
Minimum capital (% of income per capita)	0.0			Documents to import (number)	8
		<b>Getting credit</b> (rank)	23	Time to import (days)	18
<b>Dealing with construction permits</b> (rank)	185	Strength of legal rights index (0-10)	9	Cost to import (US\$ per container)	730
Procedures (number)	NO PRACTICE	Depth of credit information index (0-6)	4		
Time (days)	NO PRACTICE	Public registry coverage (% of adults)	19.7	<b>Enforcing contracts</b> (rank)	85
Cost (% of income per capita)	NO PRACTICE	Private bureau coverage (% of adults)	0.0	Procedures (number)	39
		<b>Protecting investors</b> (rank)	17	Time (days)	390
<b>Getting electricity</b> (rank)	154	Extent of disclosure index (0-10)	8	Cost (% of claim)	35.7
Procedures (number)	6	Extent of director liability index (0-10)	9		
Time (days)	177	Ease of shareholder suits index (0-10)	5	<b>Resolving insolvency</b> (rank)	66
Cost (% of income per capita)	573.7	Strength of investor protection index (0-10)	7.3	Time (years)	2.0
				Cost (% of estate)	10
		✓ <b>Paying taxes</b> (rank)	160	Recovery rate (cents on the dollar)	39.6
		Payments (number per year)	44		
		Time (hours per year)	357		
		Total tax rate (% of profit)	38.7		

Note: Most indicator sets refer to a case scenario in an economy's largest business city. For more details, see the data notes.



✓ Reform making it easier to do business ✗ Reform making it more difficult to do business

<b>ALGERIA</b>		Middle East & North Africa	GNI per capita (US\$)	4,470
Ease of doing business (rank)		Upper middle income	Population (m)	
<b>Starting a business</b> (rank)	152	<b>Registering property</b> (rank)	172	<b>Trading across borders</b> (rank)
Procedures (number)	14	Procedures (number)	10	Documents to export (number)
Time (days)	25	Time (days)	63	Time to export (days)
Cost (% of income per capita)	12.1	Cost (% of property value)	7.1	Cost to export (US\$ per container)
Minimum capital (% of income per capita)	27.2	✓ <b>Getting credit</b> (rank)	129	Documents to import (number)
		Strength of legal rights index (0-10)	3	Time to import (days)
<b>Dealing with construction permits</b> (rank)	138	Depth of credit information index (0-6)	4	Cost to import (US\$ per container)
Procedures (number)	19	Public registry coverage (% of adults)	2.3	
Time (days)	281	Private bureau coverage (% of adults)	0.0	<b>Enforcing contracts</b> (rank)
Cost (% of income per capita)	54.6			Procedures (number)
		<b>Protecting investors</b> (rank)	82	Time (days)
<b>Getting electricity</b> (rank)	165	Extent of disclosure index (0-10)	6	Cost (% of claim)
Procedures (number)	6	Extent of director liability index (0-10)	6	
Time (days)	159	Ease of shareholder suits index (0-10)	4	<b>Resolving insolvency</b> (rank)
Cost (% of income per capita)	1,489.9	Strength of investor protection index (0-10)	5.3	Time (years)
				Cost (% of estate)
		<b>Paying taxes</b> (rank)	170	Recovery rate (cents on the dollar)
		Payments (number per year)	29	
		Time (hours per year)	451	
		Total tax rate (% of profit)	72.0	
<b>ANGOLA</b>		Sub-Saharan Africa	GNI per capita (US\$)	4,060
Ease of doing business (rank)		Upper middle income	Population (m)	
<b>Starting a business</b> (rank)	172	<b>Registering property</b> (rank)	131	<b>Trading across borders</b> (rank)
Procedures (number)	8	Procedures (number)	7	Documents to export (number)
Time (days)	68	Time (days)	184	Time to export (days)
Cost (% of income per capita)	105.4	Cost (% of property value)	3.1	Cost to export (US\$ per container)
Minimum capital (% of income per capita)	24.6	✓ <b>Getting credit</b> (rank)	129	Documents to import (number)
		Strength of legal rights index (0-10)	3	Time to import (days)
<b>Dealing with construction permits</b> (rank)	124	Depth of credit information index (0-6)	4	Cost to import (US\$ per container)
Procedures (number)	12	Public registry coverage (% of adults)	1.8	
Time (days)	348	Private bureau coverage (% of adults)	0.0	<b>Enforcing contracts</b> (rank)
Cost (% of income per capita)	153.6			Procedures (number)
		<b>Protecting investors</b> (rank)	70	Time (days)
✓ <b>Getting electricity</b> (rank)	113	Extent of disclosure index (0-10)	5	Cost (% of claim)
Procedures (number)	7	Extent of director liability index (0-10)	6	
Time (days)	55	Ease of shareholder suits index (0-10)	6	<b>Resolving insolvency</b> (rank)
Cost (% of income per capita)	754.9	Strength of investor protection index (0-10)	5.7	Time (years)
				Cost (% of estate)
		<b>Paying taxes</b> (rank)	154	Recovery rate (cents on the dollar)
		Payments (number per year)	31	
		Time (hours per year)	282	
		Total tax rate (% of profit)	53.2	
<b>ANTIGUA AND BARBUDA</b>		Latin America & Caribbean	GNI per capita (US\$)	12,060
Ease of doing business (rank)		Upper middle income	Population (m)	
<b>Starting a business</b> (rank)	63	<b>Registering property</b> (rank)	125	✗ <b>Trading across borders</b> (rank)
Procedures (number)	8	Procedures (number)	7	Documents to export (number)
Time (days)	21	Time (days)	26	Time to export (days)
Cost (% of income per capita)	10.9	Cost (% of property value)	10.9	Cost to export (US\$ per container)
Minimum capital (% of income per capita)	0.0	✓ <b>Getting credit</b> (rank)	104	Documents to import (number)
		Strength of legal rights index (0-10)	8	Time to import (days)
<b>Dealing with construction permits</b> (rank)	24	Depth of credit information index (0-6)	0	Cost to import (US\$ per container)
Procedures (number)	10	Public registry coverage (% of adults)	0.0	
Time (days)	134	Private bureau coverage (% of adults)	0.0	<b>Enforcing contracts</b> (rank)
Cost (% of income per capita)	23.4			Procedures (number)
		<b>Protecting investors</b> (rank)	32	Time (days)
<b>Getting electricity</b> (rank)	18	Extent of disclosure index (0-10)	4	Cost (% of claim)
Procedures (number)	4	Extent of director liability index (0-10)	8	
Time (days)	42	Ease of shareholder suits index (0-10)	7	<b>Resolving insolvency</b> (rank)
Cost (% of income per capita)	131.3	Strength of investor protection index (0-10)	6.3	Time (years)
				Cost (% of estate)
		<b>Paying taxes</b> (rank)	142	Recovery rate (cents on the dollar)
		Payments (number per year)	57	
		Time (hours per year)	207	
		Total tax rate (% of profit)	41.5	

Note: Most indicator sets refer to a case scenario in an economy's largest business city. For more details, see the data notes.

✓ Reform making it easier to do business ✗ Reform making it more difficult to do business

<b>ARGENTINA</b>		Latin America & Caribbean	GNI per capita (US\$)	9,740	
Ease of doing business (rank)	124	Upper middle income	Population (m)	40.8	
<b>Starting a business</b> (rank)	154	<b>Registering property</b> (rank)	135	✗ <b>Trading across borders</b> (rank)	139
Procedures (number)	14	Procedures (number)	7	Documents to export (number)	7
Time (days)	26	Time (days)	55	Time to export (days)	13
Cost (% of income per capita)	12.3	Cost (% of property value)	7.0	Cost to export (US\$ per container)	1,650
Minimum capital (% of income per capita)	5.7			Documents to import (number)	10
		<b>Getting credit</b> (rank)	70	Time to import (days)	30
<b>Dealing with construction permits</b> (rank)	171	Strength of legal rights index (0-10)	4	Cost to import (US\$ per container)	2,260
Procedures (number)	24	Depth of credit information index (0-6)	6		
Time (days)	365	Public registry coverage (% of adults)	37.0	<b>Enforcing contracts</b> (rank)	48
Cost (% of income per capita)	74.3	Private bureau coverage (% of adults)	100.0	Procedures (number)	36
				Time (days)	590
<b>Getting electricity</b> (rank)	74	<b>Protecting investors</b> (rank)	117	Cost (% of claim)	16.5
Procedures (number)	6	Extent of disclosure index (0-10)	6		
Time (days)	91	Extent of director liability index (0-10)	2	<b>Resolving insolvency</b> (rank)	94
Cost (% of income per capita)	36.0	Ease of shareholder suits index (0-10)	6	Time (years)	2.8
		Strength of investor protection index (0-10)	4.7	Cost (% of estate)	12
				Recovery rate (cents on the dollar)	30.8
		<b>Paying taxes</b> (rank)	149		
		Payments (number per year)	9		
		Time (hours per year)	405		
		Total tax rate (% of profit)	108.3		
<b>ARMENIA</b>		Eastern Europe & Central Asia	GNI per capita (US\$)	3,360	
Ease of doing business (rank)	32	Lower middle income	Population (m)	3.1	
<b>Starting a business</b> (rank)	11	<b>Registering property</b> (rank)	4	<b>Trading across borders</b> (rank)	107
Procedures (number)	3	Procedures (number)	3	Documents to export (number)	5
Time (days)	8	Time (days)	7	Time to export (days)	13
Cost (% of income per capita)	2.5	Cost (% of property value)	0.2	Cost to export (US\$ per container)	1,815
Minimum capital (% of income per capita)	0.0			Documents to import (number)	8
		<b>Getting credit</b> (rank)	40	Time to import (days)	18
<b>Dealing with construction permits</b> (rank)	46	Strength of legal rights index (0-10)	6	Cost to import (US\$ per container)	2,195
Procedures (number)	17	Depth of credit information index (0-6)	6		
Time (days)	77	Public registry coverage (% of adults)	20.5	<b>Enforcing contracts</b> (rank)	91
Cost (% of income per capita)	50.1	Private bureau coverage (% of adults)	56.0	Procedures (number)	49
				Time (days)	440
✓ <b>Getting electricity</b> (rank)	101	✓ <b>Protecting investors</b> (rank)	25	Cost (% of claim)	19.0
Procedures (number)	5	Extent of disclosure index (0-10)	6		
Time (days)	242	Extent of director liability index (0-10)	6	<b>Resolving insolvency</b> (rank)	63
Cost (% of income per capita)	107.3	Ease of shareholder suits index (0-10)	8	Time (years)	1.9
		Strength of investor protection index (0-10)	6.7	Cost (% of estate)	4
				Recovery rate (cents on the dollar)	41.2
		<b>Paying taxes</b> (rank)	108		
		Payments (number per year)	13		
		Time (hours per year)	380		
		Total tax rate (% of profit)	38.8		
<b>AUSTRALIA</b>		OECD high income	GNI per capita (US\$)	65,477	
Ease of doing business (rank)	10	High income	Population (m)	22.6	
<b>Starting a business</b> (rank)	2	<b>Registering property</b> (rank)	37	<b>Trading across borders</b> (rank)	44
Procedures (number)	2	Procedures (number)	5	Documents to export (number)	6
Time (days)	2	Time (days)	5	Time to export (days)	9
Cost (% of income per capita)	0.7	Cost (% of property value)	5.1	Cost to export (US\$ per container)	1,100
Minimum capital (% of income per capita)	0.0			Documents to import (number)	7
		✓ <b>Getting credit</b> (rank)	4	Time to import (days)	8
<b>Dealing with construction permits</b> (rank)	11	Strength of legal rights index (0-10)	10	Cost to import (US\$ per container)	1,120
Procedures (number)	11	Depth of credit information index (0-6)	5		
Time (days)	112	Public registry coverage (% of adults)	0.0	<b>Enforcing contracts</b> (rank)	15
Cost (% of income per capita)	13.4	Private bureau coverage (% of adults)	100.0	Procedures (number)	28
				Time (days)	395
<b>Getting electricity</b> (rank)	36	<b>Protecting investors</b> (rank)	70	Cost (% of claim)	21.8
Procedures (number)	5	Extent of disclosure index (0-10)	8		
Time (days)	75	Extent of director liability index (0-10)	2	<b>Resolving insolvency</b> (rank)	18
Cost (% of income per capita)	8.7	Ease of shareholder suits index (0-10)	7	Time (years)	1.0
		Strength of investor protection index (0-10)	5.7	Cost (% of estate)	8
				Recovery rate (cents on the dollar)	80.8
		<b>Paying taxes</b> (rank)	48		
		Payments (number per year)	11		
		Time (hours per year)	109		
		Total tax rate (% of profit)	47.5		

Note: Most indicator sets refer to a case scenario in an economy's largest business city. For more details, see the data notes.

✓ Reform making it easier to do business ✗ Reform making it more difficult to do business

<b>AUSTRIA</b>		OECD high income	GNI per capita (US\$)	48,300	
Ease of doing business (rank)		High income	Population (m)		
<b>Starting a business</b> (rank)	134	<b>Registering property</b> (rank)	34	<b>Trading across borders</b> (rank)	26
Procedures (number)	8	Procedures (number)	3	Documents to export (number)	4
Time (days)	25	Time (days)	21	Time to export (days)	8
Cost (% of income per capita)	4.9	Cost (% of property value)	4.6	Cost to export (US\$ per container)	1,090
Minimum capital (% of income per capita)	49.1			Documents to import (number)	5
		<b>Getting credit</b> (rank)	23	Time to import (days)	8
<b>Dealing with construction permits</b> (rank)	75	Strength of legal rights index (0-10)	7	Cost to import (US\$ per container)	1,155
Procedures (number)	13	Depth of credit information index (0-6)	6		
Time (days)	194	Public registry coverage (% of adults)	1.8	<b>Enforcing contracts</b> (rank)	7
Cost (% of income per capita)	57.3	Private bureau coverage (% of adults)	52.6	Procedures (number)	25
				Time (days)	397
<b>Getting electricity</b> (rank)	24	<b>Protecting investors</b> (rank)	100	Cost (% of claim)	18.0
Procedures (number)	5	Extent of disclosure index (0-10)	5		
Time (days)	23	Extent of director liability index (0-10)	5	<b>Resolving insolvency</b> (rank)	12
Cost (% of income per capita)	104.5	Ease of shareholder suits index (0-10)	5	Time (years)	1.1
		Strength of investor protection index (0-10)	5.0	Cost (% of estate)	10
				Recovery rate (cents on the dollar)	83.3
		<b>Paying taxes</b> (rank)	77		
		Payments (number per year)	12		
		Time (hours per year)	170		
		Total tax rate (% of profit)	53.1		
<b>AZERBAIJAN</b>		Eastern Europe & Central Asia	GNI per capita (US\$)	5,290	
Ease of doing business (rank)		Upper middle income	Population (m)		
<b>Starting a business</b> (rank)	18	<b>Registering property</b> (rank)	9	<b>Trading across borders</b> (rank)	169
Procedures (number)	6	Procedures (number)	4	Documents to export (number)	8
Time (days)	8	Time (days)	11	Time to export (days)	38
Cost (% of income per capita)	2.3	Cost (% of property value)	0.5	Cost to export (US\$ per container)	3,430
Minimum capital (% of income per capita)	0.0			Documents to import (number)	10
		<b>Getting credit</b> (rank)	53	Time to import (days)	38
<b>Dealing with construction permits</b> (rank)	177	Strength of legal rights index (0-10)	6	Cost to import (US\$ per container)	3,490
Procedures (number)	28	Depth of credit information index (0-6)	5		
Time (days)	212	Public registry coverage (% of adults)	17.7	<b>Enforcing contracts</b> (rank)	25
Cost (% of income per capita)	292.4	Private bureau coverage (% of adults)	0.0	Procedures (number)	39
				Time (days)	237
<b>Getting electricity</b> (rank)	175	<b>Protecting investors</b> (rank)	25	Cost (% of claim)	18.5
Procedures (number)	9	Extent of disclosure index (0-10)	7		
Time (days)	241	Extent of director liability index (0-10)	5	<b>Resolving insolvency</b> (rank)	95
Cost (% of income per capita)	591.2	Ease of shareholder suits index (0-10)	8	Time (years)	2.7
		Strength of investor protection index (0-10)	6.7	Cost (% of estate)	8
				Recovery rate (cents on the dollar)	30.6
		<b>Paying taxes</b> (rank)	76		
		Payments (number per year)	18		
		Time (hours per year)	214		
		Total tax rate (% of profit)	40.0		
<b>BAHAMAS, THE</b>		Latin America & Caribbean	GNI per capita (US\$)	23,175	
Ease of doing business (rank)		High income	Population (m)		
<b>Starting a business</b> (rank)	82	<b>Registering property</b> (rank)	179	<b>Trading across borders</b> (rank)	58
Procedures (number)	7	Procedures (number)	7	Documents to export (number)	5
Time (days)	31	Time (days)	122	Time to export (days)	19
Cost (% of income per capita)	10.3	Cost (% of property value)	13.5	Cost to export (US\$ per container)	930
Minimum capital (% of income per capita)	0.0			Documents to import (number)	6
		<b>Getting credit</b> (rank)	83	Time to import (days)	13
<b>Dealing with construction permits</b> (rank)	68	Strength of legal rights index (0-10)	9	Cost to import (US\$ per container)	1,405
Procedures (number)	14	Depth of credit information index (0-6)	0		
Time (days)	178	Public registry coverage (% of adults)	0.0	<b>Enforcing contracts</b> (rank)	123
Cost (% of income per capita)	27.8	Private bureau coverage (% of adults)	0.0	Procedures (number)	49
				Time (days)	427
<b>Getting electricity</b> (rank)	43	<b>Protecting investors</b> (rank)	117	Cost (% of claim)	28.9
Procedures (number)	5	Extent of disclosure index (0-10)	2		
Time (days)	67	Extent of director liability index (0-10)	5	<b>Resolving insolvency</b> (rank)	35
Cost (% of income per capita)	103.0	Ease of shareholder suits index (0-10)	7	Time (years)	5.0
		Strength of investor protection index (0-10)	4.7	Cost (% of estate)	4
				Recovery rate (cents on the dollar)	55.9
		<b>Paying taxes</b> (rank)	51		
		Payments (number per year)	18		
		Time (hours per year)	58		
		Total tax rate (% of profit)	47.8		

Note: Most indicator sets refer to a case scenario in an economy's largest business city. For more details, see the data notes.

✓ Reform making it easier to do business ✗ Reform making it more difficult to do business

<b>BAHRAIN</b>		Middle East & North Africa	GNI per capita (US\$)	23,132
Ease of doing business (rank)		High income	Population (m)	
<b>Starting a business</b> (rank)	88	<b>Registering property</b> (rank)	29	<b>Trading across borders</b> (rank)
Procedures (number)	7	Procedures (number)	2	Documents to export (number)
Time (days)	9	Time (days)	31	Time to export (days)
Cost (% of income per capita)	0.7	Cost (% of property value)	2.7	Cost to export (US\$ per container)
Minimum capital (% of income per capita)	229.9			Documents to import (number)
		<b>Getting credit</b> (rank)	129	Time to import (days)
<b>Dealing with construction permits</b> (rank)	7	Strength of legal rights index (0-10)	4	Cost to import (US\$ per container)
Procedures (number)	12	Depth of credit information index (0-6)	3	
Time (days)	43	Public registry coverage (% of adults)	0.0	<b>Enforcing contracts</b> (rank)
Cost (% of income per capita)	9.5	Private bureau coverage (% of adults)	23.5	Procedures (number)
				Time (days)
<b>Getting electricity</b> (rank)	48	<b>Protecting investors</b> (rank)	82	Cost (% of claim)
Procedures (number)	5	Extent of disclosure index (0-10)	8	
Time (days)	90	Extent of director liability index (0-10)	4	<b>Resolving insolvency</b> (rank)
Cost (% of income per capita)	56.3	Ease of shareholder suits index (0-10)	4	Time (years)
		Strength of investor protection index (0-10)	5.3	Cost (% of estate)
				Recovery rate (cents on the dollar)
		<b>Paying taxes</b> (rank)	7	
		Payments (number per year)	13	
		Time (hours per year)	36	
		Total tax rate (% of profit)	13.9	
<b>BANGLADESH</b>		South Asia	GNI per capita (US\$)	770
Ease of doing business (rank)		Low income	Population (m)	
<b>Starting a business</b> (rank)	129	<b>Registering property</b> (rank)	175	<b>Trading across borders</b> (rank)
Procedures (number)	7	Procedures (number)	8	Documents to export (number)
Time (days)	19	Time (days)	245	Time to export (days)
Cost (% of income per capita)	25.1	Cost (% of property value)	6.8	Cost to export (US\$ per container)
Minimum capital (% of income per capita)	0.0			Documents to import (number)
		✓ <b>Getting credit</b> (rank)	83	Time to import (days)
<b>Dealing with construction permits</b> (rank)	83	Strength of legal rights index (0-10)	7	Cost to import (US\$ per container)
Procedures (number)	11	Depth of credit information index (0-6)	2	
Time (days)	201	Public registry coverage (% of adults)	0.8	<b>Enforcing contracts</b> (rank)
Cost (% of income per capita)	126.5	Private bureau coverage (% of adults)	0.0	Procedures (number)
				Time (days)
✗ <b>Getting electricity</b> (rank)	185	<b>Protecting investors</b> (rank)	25	Cost (% of claim)
Procedures (number)	9	Extent of disclosure index (0-10)	6	
Time (days)	404	Extent of director liability index (0-10)	7	<b>Resolving insolvency</b> (rank)
Cost (% of income per capita)	5,193.8	Ease of shareholder suits index (0-10)	7	Time (years)
		Strength of investor protection index (0-10)	6.7	Cost (% of estate)
				Recovery rate (cents on the dollar)
		<b>Paying taxes</b> (rank)	97	
		Payments (number per year)	20	
		Time (hours per year)	302	
		Total tax rate (% of profit)	35.0	
<b>BARBADOS</b>		Latin America & Caribbean	GNI per capita (US\$)	16,149
Ease of doing business (rank)		High income	Population (m)	
<b>Starting a business</b> (rank)	88	<b>Registering property</b> (rank)	154	<b>Trading across borders</b> (rank)
Procedures (number)	70	Procedures (number)	6	Documents to export (number)
Time (days)	8	Time (days)	153	Time to export (days)
Cost (% of income per capita)	18	Cost (% of property value)	7.3	Cost to export (US\$ per container)
Minimum capital (% of income per capita)	7.2			Documents to import (number)
	0.0	<b>Getting credit</b> (rank)	83	Time to import (days)
<b>Dealing with construction permits</b> (rank)	53	Strength of legal rights index (0-10)	9	Cost to import (US\$ per container)
Procedures (number)	10	Depth of credit information index (0-6)	0	
Time (days)	416	Public registry coverage (% of adults)	0.0	<b>Enforcing contracts</b> (rank)
Cost (% of income per capita)	8.3	Private bureau coverage (% of adults)	0.0	Procedures (number)
				Time (days)
<b>Getting electricity</b> (rank)	81	<b>Protecting investors</b> (rank)	169	Cost (% of claim)
Procedures (number)	7	Extent of disclosure index (0-10)	2	
Time (days)	65	Extent of director liability index (0-10)	1	<b>Resolving insolvency</b> (rank)
Cost (% of income per capita)	60.3	Ease of shareholder suits index (0-10)	6	Time (years)
		Strength of investor protection index (0-10)	3.0	Cost (% of estate)
				Recovery rate (cents on the dollar)
		<b>Paying taxes</b> (rank)	121	
		Payments (number per year)	28	
		Time (hours per year)	237	
		Total tax rate (% of profit)	45.4	

Note: Most indicator sets refer to a case scenario in an economy's largest business city. For more details, see the data notes.

✓ Reform making it easier to do business ✗ Reform making it more difficult to do business

<b>BELARUS</b>		Eastern Europe & Central Asia		GNI per capita (US\$)	5,830
Ease of doing business (rank)		Upper middle income		Population (m)	9.5
✗ <b>Starting a business</b> (rank)	9	<b>Registering property</b> (rank)	3	<b>Trading across borders</b> (rank)	151
Procedures (number)	5	Procedures (number)	2	Documents to export (number)	9
Time (days)	5	Time (days)	10	Time to export (days)	15
Cost (% of income per capita)	2.3	Cost (% of property value)	0.0	Cost to export (US\$ per container)	1,510
Minimum capital (% of income per capita)	0.0			Documents to import (number)	10
		<b>Getting credit</b> (rank)	104	Time to import (days)	30
<b>Dealing with construction permits</b> (rank)	30	Strength of legal rights index (0-10)	3	Cost to import (US\$ per container)	2,315
Procedures (number)	12	Depth of credit information index (0-6)	5		
Time (days)	130	Public registry coverage (% of adults)	56.2	<b>Enforcing contracts</b> (rank)	13
Cost (% of income per capita)	24.8	Private bureau coverage (% of adults)	0.0	Procedures (number)	29
				Time (days)	275
<b>Getting electricity</b> (rank)	171	<b>Protecting investors</b> (rank)	82	Cost (% of claim)	23.4
Procedures (number)	7	Extent of disclosure index (0-10)	7		
Time (days)	179	Extent of director liability index (0-10)	1	✓ <b>Resolving insolvency</b> (rank)	56
Cost (% of income per capita)	838.8	Ease of shareholder suits index (0-10)	8	Time (years)	3.0
		Strength of investor protection index (0-10)	5.3	Cost (% of estate)	22
				Recovery rate (cents on the dollar)	43.0
		✓ <b>Paying taxes</b> (rank)	129		
		Payments (number per year)	10		
		Time (hours per year)	338		
		Total tax rate (% of profit)	60.7		
<b>BELGIUM</b>		OECD high income		GNI per capita (US\$)	46,160
Ease of doing business (rank)		High income		Population (m)	11.0
<b>Starting a business</b> (rank)	44	<b>Registering property</b> (rank)	176	<b>Trading across borders</b> (rank)	29
Procedures (number)	3	Procedures (number)	8	Documents to export (number)	4
Time (days)	4	Time (days)	64	Time to export (days)	9
Cost (% of income per capita)	5.2	Cost (% of property value)	12.7	Cost to export (US\$ per container)	1,230
Minimum capital (% of income per capita)	18.2			Documents to import (number)	5
		<b>Getting credit</b> (rank)	70	Time to import (days)	9
<b>Dealing with construction permits</b> (rank)	57	Strength of legal rights index (0-10)	6	Cost to import (US\$ per container)	1,400
Procedures (number)	11	Depth of credit information index (0-6)	4		
Time (days)	205	Public registry coverage (% of adults)	89.0	<b>Enforcing contracts</b> (rank)	18
Cost (% of income per capita)	54.2	Private bureau coverage (% of adults)	0.0	Procedures (number)	26
				Time (days)	505
<b>Getting electricity</b> (rank)	82	<b>Protecting investors</b> (rank)	19	Cost (% of claim)	17.7
Procedures (number)	6	Extent of disclosure index (0-10)	8		
Time (days)	88	Extent of director liability index (0-10)	6	<b>Resolving insolvency</b> (rank)	7
Cost (% of income per capita)	92.6	Ease of shareholder suits index (0-10)	7	Time (years)	0.9
		Strength of investor protection index (0-10)	7.0	Cost (% of estate)	4
				Recovery rate (cents on the dollar)	88.7
		<b>Paying taxes</b> (rank)	75		
		Payments (number per year)	11		
		Time (hours per year)	156		
		Total tax rate (% of profit)	57.7		
<b>BELIZE</b>		Latin America & Caribbean		GNI per capita (US\$)	3,690
Ease of doing business (rank)		Lower middle income		Population (m)	0.4
<b>Starting a business</b> (rank)	158	<b>Registering property</b> (rank)	136	✓ <b>Trading across borders</b> (rank)	102
Procedures (number)	9	Procedures (number)	8	Documents to export (number)	6
Time (days)	44	Time (days)	60	Time to export (days)	19
Cost (% of income per capita)	51.9	Cost (% of property value)	4.8	Cost to export (US\$ per container)	1,355
Minimum capital (% of income per capita)	0.0			Documents to import (number)	7
		<b>Getting credit</b> (rank)	129	Time to import (days)	20
<b>Dealing with construction permits</b> (rank)	21	Strength of legal rights index (0-10)	7	Cost to import (US\$ per container)	1,600
Procedures (number)	8	Depth of credit information index (0-6)	0		
Time (days)	91	Public registry coverage (% of adults)	0.0	<b>Enforcing contracts</b> (rank)	169
Cost (% of income per capita)	97.9	Private bureau coverage (% of adults)	0.0	Procedures (number)	51
				Time (days)	892
<b>Getting electricity</b> (rank)	58	<b>Protecting investors</b> (rank)	128	Cost (% of claim)	27.5
Procedures (number)	5	Extent of disclosure index (0-10)	3		
Time (days)	66	Extent of director liability index (0-10)	4	<b>Resolving insolvency</b> (rank)	30
Cost (% of income per capita)	400.5	Ease of shareholder suits index (0-10)	6	Time (years)	1.0
		Strength of investor protection index (0-10)	4.3	Cost (% of estate)	23
				Recovery rate (cents on the dollar)	64.0
		<b>Paying taxes</b> (rank)	45		
		Payments (number per year)	29		
		Time (hours per year)	147		
		Total tax rate (% of profit)	33.2		

Note: Most indicator sets refer to a case scenario in an economy's largest business city. For more details, see the data notes.

✓ Reform making it easier to do business ✗ Reform making it more difficult to do business

<b>BENIN</b>		Sub-Saharan Africa		GNI per capita (US\$)	
Ease of doing business (rank)		Low income		Population (m)	
✓ Starting a business (rank)	153	Registering property (rank)	133	✓ Trading across borders (rank)	130
Procedures (number)	5	Procedures (number)	4	Documents to export (number)	7
Time (days)	26	Time (days)	120	Time to export (days)	29
Cost (% of income per capita)	126.8	Cost (% of property value)	11.8	Cost to export (US\$ per container)	1,079
Minimum capital (% of income per capita)	264.5			Documents to import (number)	8
		Getting credit (rank)	129	Time to import (days)	30
✓ Dealing with construction permits (rank)	111	Strength of legal rights index (0-10)	6	Cost to import (US\$ per container)	1,549
Procedures (number)	11	Depth of credit information index (0-6)	1		
Time (days)	282	Public registry coverage (% of adults)	10.9	✓ Enforcing contracts (rank)	178
Cost (% of income per capita)	167.4	Private bureau coverage (% of adults)	0.0	Procedures (number)	42
				Time (days)	795
Getting electricity (rank)	141	Protecting investors (rank)	158	Cost (% of claim)	64.7
Procedures (number)	4	Extent of disclosure index (0-10)	6		
Time (days)	158	Extent of director liability index (0-10)	1	Resolving insolvency (rank)	132
Cost (% of income per capita)	14,343.1	Ease of shareholder suits index (0-10)	3	Time (years)	4.0
		Strength of investor protection index (0-10)	3.3	Cost (% of estate)	22
				Recovery rate (cents on the dollar)	20.2
		Paying taxes (rank)	173		
		Payments (number per year)	55		
		Time (hours per year)	270		
		Total tax rate (% of profit)	65.9		
<b>BHUTAN</b>		South Asia		GNI per capita (US\$)	
Ease of doing business (rank)		Lower middle income		Population (m)	
Starting a business (rank)	94	Registering property (rank)	85	Trading across borders (rank)	172
Procedures (number)	8	Procedures (number)	3	Documents to export (number)	9
Time (days)	36	Time (days)	92	Time to export (days)	38
Cost (% of income per capita)	6.5	Cost (% of property value)	5.0	Cost to export (US\$ per container)	2,230
Minimum capital (% of income per capita)	0.0			Documents to import (number)	12
		Getting credit (rank)	129	Time to import (days)	38
Dealing with construction permits (rank)	124	Strength of legal rights index (0-10)	3	Cost to import (US\$ per container)	2,330
Procedures (number)	22	Depth of credit information index (0-6)	4		
Time (days)	150	Public registry coverage (% of adults)	13.5	Enforcing contracts (rank)	37
Cost (% of income per capita)	92.7	Private bureau coverage (% of adults)	0.0	Procedures (number)	47
				Time (days)	225
Getting electricity (rank)	136	Protecting investors (rank)	150	Cost (% of claim)	0.1
Procedures (number)	6	Extent of disclosure index (0-10)	4		
Time (days)	90	Extent of director liability index (0-10)	3	Resolving insolvency (rank)	185
Cost (% of income per capita)	1,149.6	Ease of shareholder suits index (0-10)	4	Time (years)	NO PRACTICE
		Strength of investor protection index (0-10)	3.7	Cost (% of estate)	NO PRACTICE
				Recovery rate (cents on the dollar)	0.0
		Paying taxes (rank)	71		
		Payments (number per year)	8		
		Time (hours per year)	274		
		Total tax rate (% of profit)	40.8		
<b>BOLIVIA</b>		Latin America & Caribbean		GNI per capita (US\$)	
Ease of doing business (rank)		Lower middle income		Population (m)	
Starting a business (rank)	174	Registering property (rank)	139	Trading across borders (rank)	125
Procedures (number)	15	Procedures (number)	7	Documents to export (number)	8
Time (days)	50	Time (days)	92	Time to export (days)	19
Cost (% of income per capita)	74.1	Cost (% of property value)	4.7	Cost to export (US\$ per container)	1,425
Minimum capital (% of income per capita)	1.9			Documents to import (number)	7
		Getting credit (rank)	129	Time to import (days)	23
Dealing with construction permits (rank)	114	Strength of legal rights index (0-10)	1	Cost to import (US\$ per container)	1,747
Procedures (number)	14	Depth of credit information index (0-6)	6		
Time (days)	249	Public registry coverage (% of adults)	14.8	Enforcing contracts (rank)	136
Cost (% of income per capita)	63.6	Private bureau coverage (% of adults)	34.7	Procedures (number)	40
				Time (days)	591
Getting electricity (rank)	126	Protecting investors (rank)	139	Cost (% of claim)	33.2
Procedures (number)	8	Extent of disclosure index (0-10)	1		
Time (days)	42	Extent of director liability index (0-10)	5	Resolving insolvency (rank)	68
Cost (% of income per capita)	1,036.1	Ease of shareholder suits index (0-10)	6	Time (years)	1.8
		Strength of investor protection index (0-10)	4.0	Cost (% of estate)	15
				Recovery rate (cents on the dollar)	39.0
		Paying taxes (rank)	180		
		Payments (number per year)	42		
		Time (hours per year)	1,025		
		Total tax rate (% of profit)	83.4		

Note: Most indicator sets refer to a case scenario in an economy's largest business city. For more details, see the data notes.



✓ Reform making it easier to do business ✗ Reform making it more difficult to do business

<b>BOSNIA AND HERZEGOVINA</b>		Eastern Europe & Central Asia		GNI per capita (US\$)		4,780	
Ease of doing business (rank)		Upper middle income		Population (m)		3.8	
<b>Starting a business</b> (rank)	162	✓ <b>Registering property</b> (rank)	93	<b>Trading across borders</b> (rank)	103		
Procedures (number)	11	Procedures (number)	7	Documents to export (number)	8		
Time (days)	37	Time (days)	25	Time to export (days)	15		
Cost (% of income per capita)	14.9	Cost (% of property value)	5.3	Cost to export (US\$ per container)	1,240		
Minimum capital (% of income per capita)	29.1			Documents to import (number)	9		
		✗ <b>Getting credit</b> (rank)	70	Time to import (days)	13		
Dealing with construction permits (rank)	163	Strength of legal rights index (0-10)	5	Cost to import (US\$ per container)	1,200		
Procedures (number)	17	Depth of credit information index (0-6)	5				
Time (days)	180	Public registry coverage (% of adults)	36.2	<b>Enforcing contracts</b> (rank)	120		
Cost (% of income per capita)	1,102.1	Private bureau coverage (% of adults)	4.8	Procedures (number)	37		
				Time (days)	595		
<b>Getting electricity</b> (rank)	158	<b>Protecting investors</b> (rank)	100	Cost (% of claim)	34.0		
Procedures (number)	8	Extent of disclosure index (0-10)	3				
Time (days)	125	Extent of director liability index (0-10)	6	<b>Resolving insolvency</b> (rank)	83		
Cost (% of income per capita)	493.3	Ease of shareholder suits index (0-10)	6	Time (years)	3.3		
		Strength of investor protection index (0-10)	5.0	Cost (% of estate)	9		
				Recovery rate (cents on the dollar)	35.4		
		✓ <b>Paying taxes</b> (rank)	128				
		Payments (number per year)	44				
		Time (hours per year)	407				
		Total tax rate (% of profit)	24.1				
<b>BOTSWANA</b>		Sub-Saharan Africa		GNI per capita (US\$)		7,480	
Ease of doing business (rank)		Upper middle income		Population (m)		2.0	
<b>Starting a business</b> (rank)	99	<b>Registering property</b> (rank)	51	✓ <b>Trading across borders</b> (rank)	147		
Procedures (number)	10	Procedures (number)	5	Documents to export (number)	6		
Time (days)	61	Time (days)	16	Time to export (days)	27		
Cost (% of income per capita)	1.6	Cost (% of property value)	5.1	Cost to export (US\$ per container)	2,945		
Minimum capital (% of income per capita)	0.0			Documents to import (number)	7		
		<b>Getting credit</b> (rank)	53	Time to import (days)	37		
Dealing with construction permits (rank)	132	Strength of legal rights index (0-10)	7	Cost to import (US\$ per container)	3,445		
Procedures (number)	22	Depth of credit information index (0-6)	4				
Time (days)	145	Public registry coverage (% of adults)	0.0	<b>Enforcing contracts</b> (rank)	68		
Cost (% of income per capita)	172.7	Private bureau coverage (% of adults)	58.9	Procedures (number)	28		
				Time (days)	625		
<b>Getting electricity</b> (rank)	90	<b>Protecting investors</b> (rank)	49	Cost (% of claim)	28.1		
Procedures (number)	5	Extent of disclosure index (0-10)	7				
Time (days)	121	Extent of director liability index (0-10)	8	<b>Resolving insolvency</b> (rank)	29		
Cost (% of income per capita)	353.8	Ease of shareholder suits index (0-10)	3	Time (years)	1.7		
		Strength of investor protection index (0-10)	6.0	Cost (% of estate)	15		
				Recovery rate (cents on the dollar)	64.8		
		✗ <b>Paying taxes</b> (rank)	39				
		Payments (number per year)	32				
		Time (hours per year)	152				
		Total tax rate (% of profit)	25.3				
<b>BRAZIL</b>		Latin America & Caribbean		GNI per capita (US\$)		10,720	
Ease of doing business (rank)		Upper middle income		Population (m)		196.7	
<b>Starting a business</b> (rank)	121	✗ <b>Registering property</b> (rank)	109	<b>Trading across borders</b> (rank)	123		
Procedures (number)	13	Procedures (number)	14	Documents to export (number)	7		
Time (days)	119	Time (days)	34	Time to export (days)	13		
Cost (% of income per capita)	4.8	Cost (% of property value)	2.6	Cost to export (US\$ per container)	2,215		
Minimum capital (% of income per capita)	0.0			Documents to import (number)	8		
		<b>Getting credit</b> (rank)	104	Time to import (days)	17		
Dealing with construction permits (rank)	131	Strength of legal rights index (0-10)	3	Cost to import (US\$ per container)	2,275		
Procedures (number)	17	Depth of credit information index (0-6)	5				
Time (days)	469	Public registry coverage (% of adults)	46.8	✓ <b>Enforcing contracts</b> (rank)	116		
Cost (% of income per capita)	36.0	Private bureau coverage (% of adults)	62.2	Procedures (number)	44		
				Time (days)	731		
<b>Getting electricity</b> (rank)	60	<b>Protecting investors</b> (rank)	82	Cost (% of claim)	16.5		
Procedures (number)	6	Extent of disclosure index (0-10)	6				
Time (days)	57	Extent of director liability index (0-10)	7	<b>Resolving insolvency</b> (rank)	143		
Cost (% of income per capita)	116.7	Ease of shareholder suits index (0-10)	3	Time (years)	4.0		
		Strength of investor protection index (0-10)	5.3	Cost (% of estate)	12		
				Recovery rate (cents on the dollar)	15.9		
		<b>Paying taxes</b> (rank)	156				
		Payments (number per year)	9				
		Time (hours per year)	2,600				
		Total tax rate (% of profit)	69.3				

Note: Most indicator sets refer to a case scenario in an economy's largest business city. For more details, see the data notes.

✓ Reform making it easier to do business ✗ Reform making it more difficult to do business

<b>BRUNEI DARUSSALAM</b>		East Asia & Pacific	GNI per capita (US\$)	36,584	
Ease of doing business (rank)		High income	Population (m)		
<b>Starting a business (rank)</b>	135	<b>Registering property (rank)</b>	115	<b>Trading across borders (rank)</b>	40
Procedures (number)	15	Procedures (number)	7	Documents to export (number)	6
Time (days)	101	Time (days)	298	Time to export (days)	19
Cost (% of income per capita)	10.7	Cost (% of property value)	0.6	Cost to export (US\$ per container)	680
Minimum capital (% of income per capita)	0.0			Documents to import (number)	6
		<b>Getting credit (rank)</b>	129	Time to import (days)	15
✓ <b>Dealing with construction permits (rank)</b>	43	Strength of legal rights index (0-10)	7	Cost to import (US\$ per container)	745
Procedures (number)	22	Depth of credit information index (0-6)	0		
Time (days)	95	Public registry coverage (% of adults)	0.0	<b>Enforcing contracts (rank)</b>	158
Cost (% of income per capita)	4.0	Private bureau coverage (% of adults)	0.0	Procedures (number)	47
				Time (days)	540
<b>Getting electricity (rank)</b>	29	<b>Protecting investors (rank)</b>	117	Cost (% of claim)	36.6
Procedures (number)	5	Extent of disclosure index (0-10)	4		
Time (days)	56	Extent of director liability index (0-10)	2	<b>Resolving insolvency (rank)</b>	46
Cost (% of income per capita)	40.6	Ease of shareholder suits index (0-10)	8	Time (years)	2.5
		Strength of investor protection index (0-10)	4.7	Cost (% of estate)	4
				Recovery rate (cents on the dollar)	47.2
		✓ <b>Paying taxes (rank)</b>	22		
		Payments (number per year)	27		
		Time (hours per year)	96		
		Total tax rate (% of profit)	16.8		
<b>BULGARIA</b>		Eastern Europe & Central Asia	GNI per capita (US\$)	6,550	
Ease of doing business (rank)		Upper middle income	Population (m)		
✓ <b>Starting a business (rank)</b>	57	<b>Registering property (rank)</b>	68	<b>Trading across borders (rank)</b>	93
Procedures (number)	4	Procedures (number)	8	Documents to export (number)	5
Time (days)	18	Time (days)	15	Time to export (days)	21
Cost (% of income per capita)	1.1	Cost (% of property value)	2.9	Cost to export (US\$ per container)	1,551
Minimum capital (% of income per capita)	0.0			Documents to import (number)	6
		<b>Getting credit (rank)</b>	40	Time to import (days)	17
<b>Dealing with construction permits (rank)</b>	123	Strength of legal rights index (0-10)	8	Cost to import (US\$ per container)	1,626
Procedures (number)	21	Depth of credit information index (0-6)	4		
Time (days)	107	Public registry coverage (% of adults)	56.3	<b>Enforcing contracts (rank)</b>	86
Cost (% of income per capita)	293.5	Private bureau coverage (% of adults)	0.0	Procedures (number)	39
				Time (days)	564
<b>Getting electricity (rank)</b>	128	<b>Protecting investors (rank)</b>	49	Cost (% of claim)	23.8
Procedures (number)	6	Extent of disclosure index (0-10)	10		
Time (days)	130	Extent of director liability index (0-10)	1	<b>Resolving insolvency (rank)</b>	93
Cost (% of income per capita)	340.7	Ease of shareholder suits index (0-10)	7	Time (years)	3.3
		Strength of investor protection index (0-10)	6.0	Cost (% of estate)	9
				Recovery rate (cents on the dollar)	31.7
		<b>Paying taxes (rank)</b>	91		
		Payments (number per year)	15		
		Time (hours per year)	454		
		Total tax rate (% of profit)	28.7		
<b>BURKINA FASO</b>		Sub-Saharan Africa	GNI per capita (US\$)	570	
Ease of doing business (rank)		Low income	Population (m)		
<b>Starting a business (rank)</b>	120	<b>Registering property (rank)</b>	113	<b>Trading across borders (rank)</b>	173
Procedures (number)	3	Procedures (number)	4	Documents to export (number)	10
Time (days)	13	Time (days)	59	Time to export (days)	41
Cost (% of income per capita)	46.8	Cost (% of property value)	12.6	Cost to export (US\$ per container)	2,412
Minimum capital (% of income per capita)	353.9			Documents to import (number)	10
		<b>Getting credit (rank)</b>	129	Time to import (days)	47
<b>Dealing with construction permits (rank)</b>	64	Strength of legal rights index (0-10)	6	Cost to import (US\$ per container)	4,030
Procedures (number)	12	Depth of credit information index (0-6)	1		
Time (days)	98	Public registry coverage (% of adults)	1.7	<b>Enforcing contracts (rank)</b>	109
Cost (% of income per capita)	380.7	Private bureau coverage (% of adults)	0.0	Procedures (number)	37
				Time (days)	446
<b>Getting electricity (rank)</b>	139	<b>Protecting investors (rank)</b>	150	Cost (% of claim)	81.7
Procedures (number)	4	Extent of disclosure index (0-10)	6		
Time (days)	158	Extent of director liability index (0-10)	1	<b>Resolving insolvency (rank)</b>	113
Cost (% of income per capita)	12,662.0	Ease of shareholder suits index (0-10)	4	Time (years)	4.0
		Strength of investor protection index (0-10)	3.7	Cost (% of estate)	9
				Recovery rate (cents on the dollar)	27.3
		<b>Paying taxes (rank)</b>	157		
		Payments (number per year)	46		
		Time (hours per year)	270		
		Total tax rate (% of profit)	43.6		

Note: Most indicator sets refer to a case scenario in an economy's largest business city. For more details, see the data notes.

✓ Reform making it easier to do business ✗ Reform making it more difficult to do business

<b>BURUNDI</b>		Sub-Saharan Africa	GNI per capita (US\$)	250	
Ease of doing business (rank)		Low income	Population (m)	8.6	
✓ <b>Starting a business</b> (rank)	28	✓ <b>Registering property</b> (rank)	127	✓ <b>Trading across borders</b> (rank)	177
Procedures (number)	4	Procedures (number)	8	Documents to export (number)	10
Time (days)	8	Time (days)	64	Time to export (days)	32
Cost (% of income per capita)	18.3	Cost (% of property value)	3.3	Cost to export (US\$ per container)	2,965
Minimum capital (% of income per capita)	0.0			Documents to import (number)	11
		<b>Getting credit</b> (rank)	167	Time to import (days)	46
✓ <b>Dealing with construction permits</b> (rank)	141	Strength of legal rights index (0-10)	3	Cost to import (US\$ per container)	5,005
Procedures (number)	21	Depth of credit information index (0-6)	1		
Time (days)	99	Public registry coverage (% of adults)	0.3	<b>Enforcing contracts</b> (rank)	175
Cost (% of income per capita)	1,911.9	Private bureau coverage (% of adults)	0.0	Procedures (number)	44
				Time (days)	832
<b>Getting electricity</b> (rank)	164	<b>Protecting investors</b> (rank)	49	Cost (% of claim)	38.6
Procedures (number)	5	Extent of disclosure index (0-10)	8		
Time (days)	188	Extent of director liability index (0-10)	6	<b>Resolving insolvency</b> (rank)	161
Cost (% of income per capita)	21,481.7	Ease of shareholder suits index (0-10)	4	Time (years)	5.0
		Strength of investor protection index (0-10)	6.0	Cost (% of estate)	30
				Recovery rate (cents on the dollar)	8.0
		<b>Paying taxes</b> (rank)	137		
		Payments (number per year)	25		
		Time (hours per year)	274		
		Total tax rate (% of profit)	53.0		
<b>CAMBODIA</b>		East Asia & Pacific	GNI per capita (US\$)	830	
Ease of doing business (rank)		Low income	Population (m)	14.3	
<b>Starting a business</b> (rank)	175	<b>Registering property</b> (rank)	115	<b>Trading across borders</b> (rank)	118
Procedures (number)	9	Procedures (number)	7	Documents to export (number)	9
Time (days)	85	Time (days)	56	Time to export (days)	22
Cost (% of income per capita)	100.5	Cost (% of property value)	4.3	Cost to export (US\$ per container)	755
Minimum capital (% of income per capita)	28.5			Documents to import (number)	10
		✓ <b>Getting credit</b> (rank)	53	Time to import (days)	26
<b>Dealing with construction permits</b> (rank)	149	Strength of legal rights index (0-10)	8	Cost to import (US\$ per container)	900
Procedures (number)	21	Depth of credit information index (0-6)	3		
Time (days)	652	Public registry coverage (% of adults)	0.0	<b>Enforcing contracts</b> (rank)	142
Cost (% of income per capita)	36.9	Private bureau coverage (% of adults)	12.1	Procedures (number)	44
				Time (days)	401
<b>Getting electricity</b> (rank)	132	<b>Protecting investors</b> (rank)	82	Cost (% of claim)	103.4
Procedures (number)	4	Extent of disclosure index (0-10)	5		
Time (days)	183	Extent of director liability index (0-10)	9	<b>Resolving insolvency</b> (rank)	152
Cost (% of income per capita)	2,802.0	Ease of shareholder suits index (0-10)	2	Time (years)	6.0
		Strength of investor protection index (0-10)	5.3	Cost (% of estate)	15
				Recovery rate (cents on the dollar)	12.8
		✗ <b>Paying taxes</b> (rank)	66		
		Payments (number per year)	40		
		Time (hours per year)	173		
		Total tax rate (% of profit)	22.5		
<b>CAMEROON</b>		Sub-Saharan Africa	GNI per capita (US\$)	1,210	
Ease of doing business (rank)		Lower middle income	Population (m)	20.0	
<b>Starting a business</b> (rank)	125	<b>Registering property</b> (rank)	158	<b>Trading across borders</b> (rank)	157
Procedures (number)	5	Procedures (number)	5	Documents to export (number)	11
Time (days)	15	Time (days)	93	Time to export (days)	23
Cost (% of income per capita)	35.8	Cost (% of property value)	19.1	Cost to export (US\$ per container)	1,379
Minimum capital (% of income per capita)	168.3			Documents to import (number)	12
		<b>Getting credit</b> (rank)	104	Time to import (days)	25
<b>Dealing with construction permits</b> (rank)	95	Strength of legal rights index (0-10)	6	Cost to import (US\$ per container)	2,167
Procedures (number)	11	Depth of credit information index (0-6)	2		
Time (days)	147	Public registry coverage (% of adults)	9.1	✓ <b>Enforcing contracts</b> (rank)	172
Cost (% of income per capita)	1,008.7	Private bureau coverage (% of adults)	0.0	Procedures (number)	42
				Time (days)	800
<b>Getting electricity</b> (rank)	63	<b>Protecting investors</b> (rank)	128	Cost (% of claim)	46.6
Procedures (number)	4	Extent of disclosure index (0-10)	6		
Time (days)	64	Extent of director liability index (0-10)	1	<b>Resolving insolvency</b> (rank)	150
Cost (% of income per capita)	1,772.8	Ease of shareholder suits index (0-10)	6	Time (years)	3.2
		Strength of investor protection index (0-10)	4.3	Cost (% of estate)	34
				Recovery rate (cents on the dollar)	13.6
		<b>Paying taxes</b> (rank)	176		
		Payments (number per year)	44		
		Time (hours per year)	654		
		Total tax rate (% of profit)	49.1		

Note: Most indicator sets refer to a case scenario in an economy's largest business city. For more details, see the data notes.

✓ Reform making it easier to do business ✗ Reform making it more difficult to do business

<b>CANADA</b>		OECD high income	GNI per capita (US\$)	45,560	
Ease of doing business (rank)	17	High income	Population (m)	34.5	
<b>Starting a business</b> (rank)	3	<b>Registering property</b> (rank)	54	<b>Trading across borders</b> (rank)	44
Procedures (number)	1	Procedures (number)	6	Documents to export (number)	3
Time (days)	5	Time (days)	17	Time to export (days)	7
Cost (% of income per capita)	0.4	Cost (% of property value)	3.4	Cost to export (US\$ per container)	1,610
Minimum capital (% of income per capita)	0.0			Documents to import (number)	4
		<b>Getting credit</b> (rank)	23	Time to import (days)	11
<b>Dealing with construction permits</b> (rank)	69	Strength of legal rights index (0-10)	7	Cost to import (US\$ per container)	1,660
Procedures (number)	13	Depth of credit information index (0-6)	6		
Time (days)	163	Public registry coverage (% of adults)	0.0	<b>Enforcing contracts</b> (rank)	62
Cost (% of income per capita)	64.1	Private bureau coverage (% of adults)	100.0	Procedures (number)	36
				Time (days)	570
✓ <b>Getting electricity</b> (rank)	152	<b>Protecting investors</b> (rank)	4	Cost (% of claim)	22.3
Procedures (number)	8	Extent of disclosure index (0-10)	8		
Time (days)	142	Extent of director liability index (0-10)	9	<b>Resolving insolvency</b> (rank)	4
Cost (% of income per capita)	140.4	Ease of shareholder suits index (0-10)	9	Time (years)	0.8
		Strength of investor protection index (0-10)	8.7	Cost (% of estate)	4
				Recovery rate (cents on the dollar)	90.7
		<b>Paying taxes</b> (rank)	8		
		Payments (number per year)	8		
		Time (hours per year)	131		
		Total tax rate (% of profit)	26.9		
<b>CAPE VERDE</b>		Sub-Saharan Africa	GNI per capita (US\$)	3,540	
Ease of doing business (rank)	122	Lower middle income	Population (m)	0.5	
<b>Starting a business</b> (rank)	129	<b>Registering property</b> (rank)	69	<b>Trading across borders</b> (rank)	63
Procedures (number)	8	Procedures (number)	6	Documents to export (number)	5
Time (days)	11	Time (days)	31	Time to export (days)	19
Cost (% of income per capita)	14.9	Cost (% of property value)	3.7	Cost to export (US\$ per container)	1,200
Minimum capital (% of income per capita)	34.2			Documents to import (number)	5
		<b>Getting credit</b> (rank)	104	Time to import (days)	18
<b>Dealing with construction permits</b> (rank)	122	Strength of legal rights index (0-10)	3	Cost to import (US\$ per container)	1,000
Procedures (number)	17	Depth of credit information index (0-6)	5		
Time (days)	122	Public registry coverage (% of adults)	19.7	<b>Enforcing contracts</b> (rank)	38
Cost (% of income per capita)	459.4	Private bureau coverage (% of adults)	0.0	Procedures (number)	37
				Time (days)	425
<b>Getting electricity</b> (rank)	106	<b>Protecting investors</b> (rank)	139	Cost (% of claim)	19.8
Procedures (number)	6	Extent of disclosure index (0-10)	1		
Time (days)	58	Extent of director liability index (0-10)	5	<b>Resolving insolvency</b> (rank)	185
Cost (% of income per capita)	981.3	Ease of shareholder suits index (0-10)	6	Time (years)	NO PRACTICE
		Strength of investor protection index (0-10)	4.0	Cost (% of estate)	NO PRACTICE
				Recovery rate (cents on the dollar)	0.0
		<b>Paying taxes</b> (rank)	102		
		Payments (number per year)	41		
		Time (hours per year)	186		
		Total tax rate (% of profit)	37.2		
<b>CENTRAL AFRICAN REPUBLIC</b>		Sub-Saharan Africa	GNI per capita (US\$)	470	
Ease of doing business (rank)	185	Low income	Population (m)	4.5	
<b>Starting a business</b> (rank)	170	<b>Registering property</b> (rank)	132	<b>Trading across borders</b> (rank)	182
Procedures (number)	8	Procedures (number)	5	Documents to export (number)	9
Time (days)	22	Time (days)	75	Time to export (days)	54
Cost (% of income per capita)	172.6	Cost (% of property value)	11.0	Cost to export (US\$ per container)	5,491
Minimum capital (% of income per capita)	444.1			Documents to import (number)	17
		<b>Getting credit</b> (rank)	104	Time to import (days)	62
<b>Dealing with construction permits</b> (rank)	147	Strength of legal rights index (0-10)	6	Cost to import (US\$ per container)	5,554
Procedures (number)	18	Depth of credit information index (0-6)	2		
Time (days)	203	Public registry coverage (% of adults)	2.4	<b>Enforcing contracts</b> (rank)	177
Cost (% of income per capita)	194.0	Private bureau coverage (% of adults)	0.0	Procedures (number)	43
				Time (days)	660
<b>Getting electricity</b> (rank)	173	<b>Protecting investors</b> (rank)	139	Cost (% of claim)	82.0
Procedures (number)	7	Extent of disclosure index (0-10)	6		
Time (days)	102	Extent of director liability index (0-10)	1	<b>Resolving insolvency</b> (rank)	185
Cost (% of income per capita)	12,603.6	Ease of shareholder suits index (0-10)	5	Time (years)	4.8
		Strength of investor protection index (0-10)	4.0	Cost (% of estate)	76
				Recovery rate (cents on the dollar)	0.0
		<b>Paying taxes</b> (rank)	181		
		Payments (number per year)	55		
		Time (hours per year)	504		
		Total tax rate (% of profit)	65.2		

Note: Most indicator sets refer to a case scenario in an economy's largest business city. For more details, see the data notes.

✓ Reform making it easier to do business ✗ Reform making it more difficult to do business

<b>CHAD</b>		Sub-Saharan Africa		GNI per capita (US\$)	
Ease of doing business (rank)		Low income		Population (m)	
✓ Starting a business (rank)	181	Registering property (rank)	140	Trading across borders (rank)	180
Procedures (number)	9	Procedures (number)	6	Documents to export (number)	8
Time (days)	62	Time (days)	44	Time to export (days)	75
Cost (% of income per capita)	202.0	Cost (% of property value)	17.9	Cost to export (US\$ per container)	5,902
Minimum capital (% of income per capita)	289.4			Documents to import (number)	11
		Getting credit (rank)	104	Time to import (days)	101
Dealing with construction permits (rank)	127	Strength of legal rights index (0-10)	6	Cost to import (US\$ per container)	8,525
Procedures (number)	13	Depth of credit information index (0-6)	2		
Time (days)	154	Public registry coverage (% of adults)	1.0	Enforcing contracts (rank)	167
Cost (% of income per capita)	5,106.8	Private bureau coverage (% of adults)	0.0	Procedures (number)	41
				Time (days)	743
Getting electricity (rank)	149	Protecting investors (rank)	158	Cost (% of claim)	45.7
Procedures (number)	6	Extent of disclosure index (0-10)	6		
Time (days)	67	Extent of director liability index (0-10)	1	Resolving insolvency (rank)	185
Cost (% of income per capita)	11,017.6	Ease of shareholder suits index (0-10)	3	Time (years)	4.0
		Strength of investor protection index (0-10)	3.3	Cost (% of estate)	60
				Recovery rate (cents on the dollar)	0.0
		Paying taxes (rank)	184		
		Payments (number per year)	54		
		Time (hours per year)	732		
		Total tax rate (% of profit)	65.4		
<b>CHILE</b>		Latin America & Caribbean		GNI per capita (US\$)	
Ease of doing business (rank)		Upper middle income		Population (m)	
Starting a business (rank)	32	Registering property (rank)	55	Trading across borders (rank)	48
Procedures (number)	7	Procedures (number)	6	Documents to export (number)	6
Time (days)	8	Time (days)	31	Time to export (days)	15
Cost (% of income per capita)	4.5	Cost (% of property value)	1.3	Cost to export (US\$ per container)	980
Minimum capital (% of income per capita)	0.0			Documents to import (number)	6
		Getting credit (rank)	53	Time to import (days)	12
Dealing with construction permits (rank)	84	Strength of legal rights index (0-10)	6	Cost to import (US\$ per container)	965
Procedures (number)	15	Depth of credit information index (0-6)	5		
Time (days)	155	Public registry coverage (% of adults)	37.4	Enforcing contracts (rank)	70
Cost (% of income per capita)	67.3	Private bureau coverage (% of adults)	3.5	Procedures (number)	36
				Time (days)	480
Getting electricity (rank)	40	Protecting investors (rank)	32	Cost (% of claim)	28.6
Procedures (number)	6	Extent of disclosure index (0-10)	8		
Time (days)	31	Extent of director liability index (0-10)	6	Resolving insolvency (rank)	98
Cost (% of income per capita)	67.6	Ease of shareholder suits index (0-10)	5	Time (years)	3.2
		Strength of investor protection index (0-10)	6.3	Cost (% of estate)	15
				Recovery rate (cents on the dollar)	30.0
		Paying taxes (rank)	36		
		Payments (number per year)	6		
		Time (hours per year)	291		
		Total tax rate (% of profit)	28.1		
<b>CHINA</b>		East Asia & Pacific		GNI per capita (US\$)	
Ease of doing business (rank)		Upper middle income		Population (m)	
✓ Starting a business (rank)	151	Registering property (rank)	44	Trading across borders (rank)	68
Procedures (number)	13	Procedures (number)	4	Documents to export (number)	8
Time (days)	33	Time (days)	29	Time to export (days)	21
Cost (% of income per capita)	2.1	Cost (% of property value)	3.6	Cost to export (US\$ per container)	580
Minimum capital (% of income per capita)	85.7			Documents to import (number)	5
		Getting credit (rank)	70	Time to import (days)	24
Dealing with construction permits (rank)	181	Strength of legal rights index (0-10)	6	Cost to import (US\$ per container)	615
Procedures (number)	28	Depth of credit information index (0-6)	4		
Time (days)	270	Public registry coverage (% of adults)	27.7	Enforcing contracts (rank)	19
Cost (% of income per capita)	375.3	Private bureau coverage (% of adults)	0.0	Procedures (number)	37
				Time (days)	406
Getting electricity (rank)	114	Protecting investors (rank)	100	Cost (% of claim)	11.1
Procedures (number)	5	Extent of disclosure index (0-10)	10		
Time (days)	145	Extent of director liability index (0-10)	1	Resolving insolvency (rank)	82
Cost (% of income per capita)	547.0	Ease of shareholder suits index (0-10)	4	Time (years)	1.7
		Strength of investor protection index (0-10)	5.0	Cost (% of estate)	22
				Recovery rate (cents on the dollar)	35.7
		Paying taxes (rank)	122		
		Payments (number per year)	7		
		Time (hours per year)	338		
		Total tax rate (% of profit)	63.7		

Note: Most indicator sets refer to a case scenario in an economy's largest business city. For more details, see the data notes.

✓ Reform making it easier to do business ✗ Reform making it more difficult to do business

<b>COLOMBIA</b>		Latin America & Caribbean		GNI per capita (US\$)	6,110
Ease of doing business (rank)		Upper middle income		Population (m)	46.9
✓ <b>Starting a business</b> (rank)	61	<b>Registering property</b> (rank)	52	<b>Trading across borders</b> (rank)	91
Procedures (number)	8	Procedures (number)	7	Documents to export (number)	5
Time (days)	13	Time (days)	15	Time to export (days)	14
Cost (% of income per capita)	7.3	Cost (% of property value)	2.0	Cost to export (US\$ per container)	2,255
Minimum capital (% of income per capita)	0.0			Documents to import (number)	6
		<b>Getting credit</b> (rank)	70	Time to import (days)	13
<b>Dealing with construction permits</b> (rank)	27	Strength of legal rights index (0-10)	5	Cost to import (US\$ per container)	2,830
Procedures (number)	8	Depth of credit information index (0-6)	5		
Time (days)	46	Public registry coverage (% of adults)	0.0	<b>Enforcing contracts</b> (rank)	154
Cost (% of income per capita)	312.0	Private bureau coverage (% of adults)	72.5	Procedures (number)	34
				Time (days)	1,346
<b>Getting electricity</b> (rank)	134	<b>Protecting investors</b> (rank)	6	Cost (% of claim)	47.9
Procedures (number)	5	Extent of disclosure index (0-10)	8		
Time (days)	165	Extent of director liability index (0-10)	8	<b>Resolving insolvency</b> (rank)	21
Cost (% of income per capita)	995.0	Ease of shareholder suits index (0-10)	9	Time (years)	1.3
		Strength of investor protection index (0-10)	8.3	Cost (% of estate)	6
				Recovery rate (cents on the dollar)	76.2
		<b>Paying taxes</b> (rank)	99		
		Payments (number per year)	9		
		Time (hours per year)	203		
		Total tax rate (% of profit)	74.4		
<b>COMOROS</b>		Sub-Saharan Africa		GNI per capita (US\$)	770
Ease of doing business (rank)		Low income		Population (m)	0.8
✓ <b>Starting a business</b> (rank)	168	✓ <b>Registering property</b> (rank)	77	<b>Trading across borders</b> (rank)	146
Procedures (number)	9	Procedures (number)	4	Documents to export (number)	9
Time (days)	20	Time (days)	30	Time to export (days)	31
Cost (% of income per capita)	150.0	Cost (% of property value)	10.5	Cost to export (US\$ per container)	1,295
Minimum capital (% of income per capita)	261.9			Documents to import (number)	10
		<b>Getting credit</b> (rank)	154	Time to import (days)	26
<b>Dealing with construction permits</b> (rank)	60	Strength of legal rights index (0-10)	6	Cost to import (US\$ per container)	1,295
Procedures (number)	13	Depth of credit information index (0-6)	0		
Time (days)	143	Public registry coverage (% of adults)	0.0	<b>Enforcing contracts</b> (rank)	159
Cost (% of income per capita)	74.5	Private bureau coverage (% of adults)	0.0	Procedures (number)	43
				Time (days)	506
<b>Getting electricity</b> (rank)	104	<b>Protecting investors</b> (rank)	139	Cost (% of claim)	89.4
Procedures (number)	3	Extent of disclosure index (0-10)	6		
Time (days)	120	Extent of director liability index (0-10)	1	<b>Resolving insolvency</b> (rank)	185
Cost (% of income per capita)	2,477.2	Ease of shareholder suits index (0-10)	5	Time (years)	NO PRACTICE
		Strength of investor protection index (0-10)	4.0	Cost (% of estate)	NO PRACTICE
				Recovery rate (cents on the dollar)	0.0
		<b>Paying taxes</b> (rank)	114		
		Payments (number per year)	33		
		Time (hours per year)	100		
		Total tax rate (% of profit)	217.9		
<b>CONGO, DEM. REP.</b>		Sub-Saharan Africa		GNI per capita (US\$)	190
Ease of doing business (rank)		Low income		Population (m)	67.8
✓ <b>Starting a business</b> (rank)	149	<b>Registering property</b> (rank)	106	<b>Trading across borders</b> (rank)	170
Procedures (number)	10	Procedures (number)	6	Documents to export (number)	8
Time (days)	58	Time (days)	47	Time to export (days)	44
Cost (% of income per capita)	284.7	Cost (% of property value)	6.7	Cost to export (US\$ per container)	3,155
Minimum capital (% of income per capita)	0.0			Documents to import (number)	9
		<b>Getting credit</b> (rank)	176	Time to import (days)	63
<b>Dealing with construction permits</b> (rank)	81	Strength of legal rights index (0-10)	3	Cost to import (US\$ per container)	3,435
Procedures (number)	11	Depth of credit information index (0-6)	0		
Time (days)	117	Public registry coverage (% of adults)	0.0	<b>Enforcing contracts</b> (rank)	173
Cost (% of income per capita)	1,582.7	Private bureau coverage (% of adults)	0.0	Procedures (number)	43
				Time (days)	610
<b>Getting electricity</b> (rank)	140	<b>Protecting investors</b> (rank)	158	Cost (% of claim)	147.6
Procedures (number)	6	Extent of disclosure index (0-10)	3		
Time (days)	58	Extent of director liability index (0-10)	3	<b>Resolving insolvency</b> (rank)	168
Cost (% of income per capita)	27,211.6	Ease of shareholder suits index (0-10)	4	Time (years)	5.2
		Strength of investor protection index (0-10)	3.3	Cost (% of estate)	29
				Recovery rate (cents on the dollar)	1.6
		<b>Paying taxes</b> (rank)	171		
		Payments (number per year)	32		
		Time (hours per year)	336		
		Total tax rate (% of profit)	339.7		

Note: Most indicator sets refer to a case scenario in an economy's largest business city. For more details, see the data notes.



✓ Reform making it easier to do business ✗ Reform making it more difficult to do business

<b>CONGO, REP.</b>		Sub-Saharan Africa	GNI per capita (US\$)	2,270	
Ease of doing business (rank)		Lower middle income	Population (m)	4.1	
✓ <b>Starting a business</b> (rank)	180	<b>Registering property</b> (rank)	156	<b>Trading across borders</b> (rank)	181
Procedures (number)	11	Procedures (number)	6	Documents to export (number)	11
Time (days)	161	Time (days)	55	Time to export (days)	50
Cost (% of income per capita)	55.3	Cost (% of property value)	21.3	Cost to export (US\$ per container)	3,818
Minimum capital (% of income per capita)	80.5			Documents to import (number)	10
		<b>Getting credit</b> (rank)	104	Time to import (days)	62
✓ <b>Dealing with construction permits</b> (rank)	149	Strength of legal rights index (0-10)	6	Cost to import (US\$ per container)	7,709
Procedures (number)	14	Depth of credit information index (0-6)	2		
Time (days)	201	Public registry coverage (% of adults)	8.3	<b>Enforcing contracts</b> (rank)	162
Cost (% of income per capita)	1,151.4	Private bureau coverage (% of adults)	0.0	Procedures (number)	44
				Time (days)	560
<b>Getting electricity</b> (rank)	170	<b>Protecting investors</b> (rank)	158	Cost (% of claim)	53.2
Procedures (number)	6	Extent of disclosure index (0-10)	6		
Time (days)	135	Extent of director liability index (0-10)	1	<b>Resolving insolvency</b> (rank)	136
Cost (% of income per capita)	4,775.3	Ease of shareholder suits index (0-10)	3	Time (years)	3.3
		Strength of investor protection index (0-10)	3.3	Cost (% of estate)	25
				Recovery rate (cents on the dollar)	17.8
		<b>Paying taxes</b> (rank)	182		
		Payments (number per year)	61		
		Time (hours per year)	606		
		Total tax rate (% of profit)	62.9		
<b>COSTA RICA</b>		Latin America & Caribbean	GNI per capita (US\$)	7,660	
Ease of doing business (rank)		Upper middle income	Population (m)	4.7	
✓ <b>Starting a business</b> (rank)	128	<b>Registering property</b> (rank)	46	<b>Trading across borders</b> (rank)	51
Procedures (number)	12	Procedures (number)	5	Documents to export (number)	6
Time (days)	60	Time (days)	20	Time to export (days)	13
Cost (% of income per capita)	11.4	Cost (% of property value)	3.4	Cost to export (US\$ per container)	1,030
Minimum capital (% of income per capita)	0.0			Documents to import (number)	6
		✓ <b>Getting credit</b> (rank)	83	Time to import (days)	14
✓ <b>Dealing with construction permits</b> (rank)	128	Strength of legal rights index (0-10)	3	Cost to import (US\$ per container)	1,020
Procedures (number)	18	Depth of credit information index (0-6)	6		
Time (days)	160	Public registry coverage (% of adults)	28.3	<b>Enforcing contracts</b> (rank)	128
Cost (% of income per capita)	154.7	Private bureau coverage (% of adults)	82.8	Procedures (number)	40
				Time (days)	852
<b>Getting electricity</b> (rank)	45	<b>Protecting investors</b> (rank)	169	Cost (% of claim)	24.3
Procedures (number)	5	Extent of disclosure index (0-10)	2		
Time (days)	62	Extent of director liability index (0-10)	5	<b>Resolving insolvency</b> (rank)	128
Cost (% of income per capita)	256.8	Ease of shareholder suits index (0-10)	2	Time (years)	3.5
		Strength of investor protection index (0-10)	3.0	Cost (% of estate)	15
				Recovery rate (cents on the dollar)	22.5
		✓ <b>Paying taxes</b> (rank)	125		
		Payments (number per year)	23		
		Time (hours per year)	226		
		Total tax rate (% of profit)	55.0		
<b>CÔTE D'IVOIRE</b>		Sub-Saharan Africa	GNI per capita (US\$)	1,100	
Ease of doing business (rank)		Lower middle income	Population (m)	20.2	
<b>Starting a business</b> (rank)	176	<b>Registering property</b> (rank)	159	<b>Trading across borders</b> (rank)	163
Procedures (number)	10	Procedures (number)	6	Documents to export (number)	10
Time (days)	32	Time (days)	62	Time to export (days)	25
Cost (% of income per capita)	130.0	Cost (% of property value)	13.9	Cost to export (US\$ per container)	1,999
Minimum capital (% of income per capita)	184.6			Documents to import (number)	10
		<b>Getting credit</b> (rank)	129	Time to import (days)	34
<b>Dealing with construction permits</b> (rank)	169	Strength of legal rights index (0-10)	6	Cost to import (US\$ per container)	2,710
Procedures (number)	17	Depth of credit information index (0-6)	1		
Time (days)	475	Public registry coverage (% of adults)	2.9	<b>Enforcing contracts</b> (rank)	127
Cost (% of income per capita)	155.1	Private bureau coverage (% of adults)	0.0	Procedures (number)	33
				Time (days)	770
<b>Getting electricity</b> (rank)	153	<b>Protecting investors</b> (rank)	158	Cost (% of claim)	41.7
Procedures (number)	8	Extent of disclosure index (0-10)	6		
Time (days)	55	Extent of director liability index (0-10)	1	<b>Resolving insolvency</b> (rank)	76
Cost (% of income per capita)	3,685.7	Ease of shareholder suits index (0-10)	3	Time (years)	2.2
		Strength of investor protection index (0-10)	3.3	Cost (% of estate)	18
				Recovery rate (cents on the dollar)	37.6
		<b>Paying taxes</b> (rank)	159		
		Payments (number per year)	62		
		Time (hours per year)	270		
		Total tax rate (% of profit)	39.5		

Note: Most indicator sets refer to a case scenario in an economy's largest business city. For more details, see the data notes.

✓ Reform making it easier to do business ✗ Reform making it more difficult to do business

<b>CROATIA</b>		Eastern Europe & Central Asia		GNI per capita (US\$)	13,850
Ease of doing business (rank)	84	High income		Population (m)	4.4
<b>Starting a business</b> (rank)	80	<b>Registering property</b> (rank)	104	<b>Trading across borders</b> (rank)	105
Procedures (number)	6	Procedures (number)	5	Documents to export (number)	7
Time (days)	9	Time (days)	104	Time to export (days)	20
Cost (% of income per capita)	7.3	Cost (% of property value)	5.0	Cost to export (US\$ per container)	1,300
Minimum capital (% of income per capita)	13.4			Documents to import (number)	8
		<b>Getting credit</b> (rank)	40	Time to import (days)	16
<b>Dealing with construction permits</b> (rank)	143	Strength of legal rights index (0-10)	7	Cost to import (US\$ per container)	1,180
Procedures (number)	12	Depth of credit information index (0-6)	5		
Time (days)	317	Public registry coverage (% of adults)	0.0	<b>Enforcing contracts</b> (rank)	52
Cost (% of income per capita)	573.3	Private bureau coverage (% of adults)	100.0	Procedures (number)	38
				Time (days)	572
<b>Getting electricity</b> (rank)	56	<b>Protecting investors</b> (rank)	139	Cost (% of claim)	13.8
Procedures (number)	5	Extent of disclosure index (0-10)	1		
Time (days)	70	Extent of director liability index (0-10)	5	<b>Resolving insolvency</b> (rank)	97
Cost (% of income per capita)	318.7	Ease of shareholder suits index (0-10)	6	Time (years)	3.1
		Strength of investor protection index (0-10)	4.0	Cost (% of estate)	15
				Recovery rate (cents on the dollar)	30.1
		✓ <b>Paying taxes</b> (rank)	42		
		Payments (number per year)	18		
		Time (hours per year)	196		
		Total tax rate (% of profit)	32.8		
<b>CYPRUS</b>		Eastern Europe & Central Asia		GNI per capita (US\$)	30,571
Ease of doing business (rank)	36	High income		Population (m)	1.1
<b>Starting a business</b> (rank)	37	✓ <b>Registering property</b> (rank)	99	<b>Trading across borders</b> (rank)	18
Procedures (number)	6	Procedures (number)	6	Documents to export (number)	5
Time (days)	8	Time (days)	28	Time to export (days)	7
Cost (% of income per capita)	12.4	Cost (% of property value)	9.7	Cost to export (US\$ per container)	790
Minimum capital (% of income per capita)	0.0			Documents to import (number)	7
		<b>Getting credit</b> (rank)	53	Time to import (days)	5
<b>Dealing with construction permits</b> (rank)	80	Strength of legal rights index (0-10)	9	Cost to import (US\$ per container)	900
Procedures (number)	9	Depth of credit information index (0-6)	2		
Time (days)	677	Public registry coverage (% of adults)	0.0	<b>Enforcing contracts</b> (rank)	108
Cost (% of income per capita)	51.1	Private bureau coverage (% of adults)	6.5	Procedures (number)	43
				Time (days)	735
<b>Getting electricity</b> (rank)	98	<b>Protecting investors</b> (rank)	32	Cost (% of claim)	16.4
Procedures (number)	5	Extent of disclosure index (0-10)	8		
Time (days)	247	Extent of director liability index (0-10)	4	<b>Resolving insolvency</b> (rank)	25
Cost (% of income per capita)	86.5	Ease of shareholder suits index (0-10)	7	Time (years)	1.5
		Strength of investor protection index (0-10)	6.3	Cost (% of estate)	15
				Recovery rate (cents on the dollar)	70.7
		✗ <b>Paying taxes</b> (rank)	31		
		Payments (number per year)	28		
		Time (hours per year)	147		
		Total tax rate (% of profit)	23.0		
<b>CZECH REPUBLIC</b>		OECD high income		GNI per capita (US\$)	18,520
Ease of doing business (rank)	65	High income		Population (m)	10.5
<b>Starting a business</b> (rank)	140	✓ <b>Registering property</b> (rank)	27	✓ <b>Trading across borders</b> (rank)	68
Procedures (number)	9	Procedures (number)	3	Documents to export (number)	4
Time (days)	20	Time (days)	24	Time to export (days)	16
Cost (% of income per capita)	8.2	Cost (% of property value)	3.0	Cost to export (US\$ per container)	1,145
Minimum capital (% of income per capita)	29.7			Documents to import (number)	7
		<b>Getting credit</b> (rank)	53	Time to import (days)	17
<b>Dealing with construction permits</b> (rank)	74	Strength of legal rights index (0-10)	6	Cost to import (US\$ per container)	1,180
Procedures (number)	33	Depth of credit information index (0-6)	5		
Time (days)	120	Public registry coverage (% of adults)	6.1	<b>Enforcing contracts</b> (rank)	79
Cost (% of income per capita)	10.5	Private bureau coverage (% of adults)	98.7	Procedures (number)	27
				Time (days)	611
<b>Getting electricity</b> (rank)	143	<b>Protecting investors</b> (rank)	100	Cost (% of claim)	33.0
Procedures (number)	6	Extent of disclosure index (0-10)	2		
Time (days)	279	Extent of director liability index (0-10)	5	<b>Resolving insolvency</b> (rank)	34
Cost (% of income per capita)	180.0	Ease of shareholder suits index (0-10)	8	Time (years)	3.2
		Strength of investor protection index (0-10)	5.0	Cost (% of estate)	17
				Recovery rate (cents on the dollar)	56.3
		✓ <b>Paying taxes</b> (rank)	120		
		Payments (number per year)	8		
		Time (hours per year)	413		
		Total tax rate (% of profit)	49.2		

Note: Most indicator sets refer to a case scenario in an economy's largest business city. For more details, see the data notes.

✓ Reform making it easier to do business ✗ Reform making it more difficult to do business

<b>DENMARK</b>		OECD high income	GNI per capita (US\$)	60,390	
Ease of doing business (rank)		High income	Population (m)	5.6	
<b>Starting a business</b> (rank)	33	✓ <b>Registering property</b> (rank)	6	<b>Trading across borders</b> (rank)	4
Procedures (number)	4	Procedures (number)	3	Documents to export (number)	4
Time (days)	6	Time (days)	10	Time to export (days)	5
Cost (% of income per capita)	0.2	Cost (% of property value)	0.6	Cost to export (US\$ per container)	744
Minimum capital (% of income per capita)	24.2			Documents to import (number)	3
		<b>Getting credit</b> (rank)	23	Time to import (days)	5
<b>Dealing with construction permits</b> (rank)	8	Strength of legal rights index (0-10)	9	Cost to import (US\$ per container)	744
Procedures (number)	8	Depth of credit information index (0-6)	4		
Time (days)	68	Public registry coverage (% of adults)	0.0	<b>Enforcing contracts</b> (rank)	34
Cost (% of income per capita)	57.1	Private bureau coverage (% of adults)	7.3	Procedures (number)	35
				Time (days)	410
<b>Getting electricity</b> (rank)	14	<b>Protecting investors</b> (rank)	32	Cost (% of claim)	23.3
Procedures (number)	4	Extent of disclosure index (0-10)	7		
Time (days)	38	Extent of director liability index (0-10)	5	<b>Resolving insolvency</b> (rank)	10
Cost (% of income per capita)	119.7	Ease of shareholder suits index (0-10)	7	Time (years)	1.0
		Strength of investor protection index (0-10)	6.3	Cost (% of estate)	4
				Recovery rate (cents on the dollar)	87.1
		<b>Paying taxes</b> (rank)	13		
		Payments (number per year)	10		
		Time (hours per year)	130		
		Total tax rate (% of profit)	27.7		
<b>DJIBOUTI</b>		Middle East & North Africa	GNI per capita (US\$)	1,467	
Ease of doing business (rank)		Lower middle income	Population (m)	0.9	
<b>Starting a business</b> (rank)	185	<b>Registering property</b> (rank)	148	<b>Trading across borders</b> (rank)	41
Procedures (number)	11	Procedures (number)	7	Documents to export (number)	5
Time (days)	37	Time (days)	40	Time to export (days)	18
Cost (% of income per capita)	150.7	Cost (% of property value)	12.9	Cost to export (US\$ per container)	836
Minimum capital (% of income per capita)	383.6			Documents to import (number)	5
		<b>Getting credit</b> (rank)	180	Time to import (days)	18
<b>Dealing with construction permits</b> (rank)	145	Strength of legal rights index (0-10)	1	Cost to import (US\$ per container)	911
Procedures (number)	15	Depth of credit information index (0-6)	1		
Time (days)	172	Public registry coverage (% of adults)	0.2	<b>Enforcing contracts</b> (rank)	161
Cost (% of income per capita)	2,023.6	Private bureau coverage (% of adults)	0.0	Procedures (number)	40
				Time (days)	1,225
<b>Getting electricity</b> (rank)	142	<b>Protecting investors</b> (rank)	181	Cost (% of claim)	34.0
Procedures (number)	4	Extent of disclosure index (0-10)	5		
Time (days)	180	Extent of director liability index (0-10)	2	<b>Resolving insolvency</b> (rank)	142
Cost (% of income per capita)	7,776.4	Ease of shareholder suits index (0-10)	0	Time (years)	5.0
		Strength of investor protection index (0-10)	2.3	Cost (% of estate)	18
				Recovery rate (cents on the dollar)	16.5
		<b>Paying taxes</b> (rank)	67		
		Payments (number per year)	35		
		Time (hours per year)	82		
		Total tax rate (% of profit)	38.7		
<b>DOMINICA</b>		Latin America & Caribbean	GNI per capita (US\$)	7,090	
Ease of doing business (rank)		Upper middle income	Population (m)	0.1	
<b>Starting a business</b> (rank)	46	<b>Registering property</b> (rank)	119	✓ <b>Trading across borders</b> (rank)	92
Procedures (number)	5	Procedures (number)	5	Documents to export (number)	7
Time (days)	13	Time (days)	42	Time to export (days)	13
Cost (% of income per capita)	15.4	Cost (% of property value)	13.2	Cost to export (US\$ per container)	1,340
Minimum capital (% of income per capita)	0.0			Documents to import (number)	8
		<b>Getting credit</b> (rank)	83	Time to import (days)	14
<b>Dealing with construction permits</b> (rank)	22	Strength of legal rights index (0-10)	9	Cost to import (US\$ per container)	1,350
Procedures (number)	9	Depth of credit information index (0-6)	0		
Time (days)	165	Public registry coverage (% of adults)	0.0	<b>Enforcing contracts</b> (rank)	170
Cost (% of income per capita)	7.6	Private bureau coverage (% of adults)	0.0	Procedures (number)	47
				Time (days)	681
<b>Getting electricity</b> (rank)	61	<b>Protecting investors</b> (rank)	32	Cost (% of claim)	36.0
Procedures (number)	5	Extent of disclosure index (0-10)	4		
Time (days)	61	Extent of director liability index (0-10)	8	<b>Resolving insolvency</b> (rank)	104
Cost (% of income per capita)	593.4	Ease of shareholder suits index (0-10)	7	Time (years)	4.0
		Strength of investor protection index (0-10)	6.3	Cost (% of estate)	10
				Recovery rate (cents on the dollar)	28.5
		<b>Paying taxes</b> (rank)	74		
		Payments (number per year)	37		
		Time (hours per year)	120		
		Total tax rate (% of profit)	37.5		

Note: Most indicator sets refer to a case scenario in an economy's largest business city. For more details, see the data notes.

✓ Reform making it easier to do business ✗ Reform making it more difficult to do business

<b>DOMINICAN REPUBLIC</b>		Latin America & Caribbean	GNI per capita (US\$)	5,240	
Ease of doing business (rank)	116	Upper middle income	Population (m)	10.1	
<b>Starting a business</b> (rank)	137	<b>Registering property</b> (rank)	110	<b>Trading across borders</b> (rank)	46
Procedures (number)	7	Procedures (number)	7	Documents to export (number)	6
Time (days)	19	Time (days)	60	Time to export (days)	8
Cost (% of income per capita)	17.3	Cost (% of property value)	3.7	Cost to export (US\$ per container)	1,040
Minimum capital (% of income per capita)	49.3			Documents to import (number)	7
		<b>Getting credit</b> (rank)	83	Time to import (days)	10
<b>Dealing with construction permits</b> (rank)	108	Strength of legal rights index (0-10)	3	Cost to import (US\$ per container)	1,150
Procedures (number)	14	Depth of credit information index (0-6)	6		
Time (days)	216	Public registry coverage (% of adults)	44.1	<b>Enforcing contracts</b> (rank)	84
Cost (% of income per capita)	72.7	Private bureau coverage (% of adults)	60.0	Procedures (number)	34
				Time (days)	460
<b>Getting electricity</b> (rank)	122	<b>Protecting investors</b> (rank)	100	Cost (% of claim)	40.9
Procedures (number)	7	Extent of disclosure index (0-10)	5		
Time (days)	87	Extent of director liability index (0-10)	4	<b>Resolving insolvency</b> (rank)	156
Cost (% of income per capita)	322.3	Ease of shareholder suits index (0-10)	6	Time (years)	3.5
		Strength of investor protection index (0-10)	5.0	Cost (% of estate)	38
				Recovery rate (cents on the dollar)	8.7
		✗ <b>Paying taxes</b> (rank)	98		
		Payments (number per year)	9		
		Time (hours per year)	324		
		Total tax rate (% of profit)	42.5		
<b>ECUADOR</b>		Latin America & Caribbean	GNI per capita (US\$)	4,140	
Ease of doing business (rank)	139	Upper middle income	Population (m)	14.7	
<b>Starting a business</b> (rank)	169	✗ <b>Registering property</b> (rank)	101	<b>Trading across borders</b> (rank)	128
Procedures (number)	13	Procedures (number)	9	Documents to export (number)	8
Time (days)	56	Time (days)	39	Time to export (days)	20
Cost (% of income per capita)	29.9	Cost (% of property value)	2.1	Cost to export (US\$ per container)	1,535
Minimum capital (% of income per capita)	4.5			Documents to import (number)	7
		<b>Getting credit</b> (rank)	83	Time to import (days)	25
<b>Dealing with construction permits</b> (rank)	104	Strength of legal rights index (0-10)	3	Cost to import (US\$ per container)	1,530
Procedures (number)	16	Depth of credit information index (0-6)	6		
Time (days)	128	Public registry coverage (% of adults)	0.0	<b>Enforcing contracts</b> (rank)	99
Cost (% of income per capita)	208.5	Private bureau coverage (% of adults)	53.5	Procedures (number)	39
				Time (days)	588
<b>Getting electricity</b> (rank)	146	<b>Protecting investors</b> (rank)	139	Cost (% of claim)	27.2
Procedures (number)	7	Extent of disclosure index (0-10)	1		
Time (days)	89	Extent of director liability index (0-10)	5	<b>Resolving insolvency</b> (rank)	137
Cost (% of income per capita)	860.9	Ease of shareholder suits index (0-10)	6	Time (years)	5.3
		Strength of investor protection index (0-10)	4.0	Cost (% of estate)	18
				Recovery rate (cents on the dollar)	17.8
		<b>Paying taxes</b> (rank)	84		
		Payments (number per year)	8		
		Time (hours per year)	654		
		Total tax rate (% of profit)	34.6		
<b>EGYPT, ARAB REP.</b>		Middle East & North Africa	GNI per capita (US\$)	2,600	
Ease of doing business (rank)	109	Lower middle income	Population (m)	82.5	
<b>Starting a business</b> (rank)	26	<b>Registering property</b> (rank)	95	<b>Trading across borders</b> (rank)	70
Procedures (number)	6	Procedures (number)	7	Documents to export (number)	8
Time (days)	7	Time (days)	72	Time to export (days)	12
Cost (% of income per capita)	10.2	Cost (% of property value)	0.7	Cost to export (US\$ per container)	625
Minimum capital (% of income per capita)	0.0			Documents to import (number)	9
		<b>Getting credit</b> (rank)	83	Time to import (days)	13
<b>Dealing with construction permits</b> (rank)	165	Strength of legal rights index (0-10)	3	Cost to import (US\$ per container)	755
Procedures (number)	22	Depth of credit information index (0-6)	6		
Time (days)	218	Public registry coverage (% of adults)	4.3	<b>Enforcing contracts</b> (rank)	152
Cost (% of income per capita)	135.0	Private bureau coverage (% of adults)	16.4	Procedures (number)	42
				Time (days)	1,010
<b>Getting electricity</b> (rank)	99	<b>Protecting investors</b> (rank)	82	Cost (% of claim)	26.2
Procedures (number)	7	Extent of disclosure index (0-10)	8		
Time (days)	54	Extent of director liability index (0-10)	3	<b>Resolving insolvency</b> (rank)	139
Cost (% of income per capita)	396.0	Ease of shareholder suits index (0-10)	5	Time (years)	4.2
		Strength of investor protection index (0-10)	5.3	Cost (% of estate)	22
				Recovery rate (cents on the dollar)	17.6
		<b>Paying taxes</b> (rank)	145		
		Payments (number per year)	29		
		Time (hours per year)	392		
		Total tax rate (% of profit)	42.6		

Note: Most indicator sets refer to a case scenario in an economy's largest business city. For more details, see the data notes.

✓ Reform making it easier to do business ✗ Reform making it more difficult to do business

<b>EL SALVADOR</b>		Latin America & Caribbean	GNI per capita (US\$)	3,480	
Ease of doing business (rank)	113	Lower middle income	Population (m)	6.2	
<b>Starting a business</b> (rank)	139	<b>Registering property</b> (rank)	56	<b>Trading across borders</b> (rank)	80
Procedures (number)	8	Procedures (number)	5	Documents to export (number)	8
Time (days)	17	Time (days)	31	Time to export (days)	14
Cost (% of income per capita)	46.7	Cost (% of property value)	3.8	Cost to export (US\$ per container)	980
Minimum capital (% of income per capita)	2.9			Documents to import (number)	8
		✓ <b>Getting credit</b> (rank)	53	Time to import (days)	10
<b>Dealing with construction permits</b> (rank)	146	Strength of legal rights index (0-10)	5	Cost to import (US\$ per container)	980
Procedures (number)	33	Depth of credit information index (0-6)	6		
Time (days)	157	Public registry coverage (% of adults)	26.5	<b>Enforcing contracts</b> (rank)	71
Cost (% of income per capita)	162.5	Private bureau coverage (% of adults)	83.7	Procedures (number)	34
				Time (days)	786
<b>Getting electricity</b> (rank)	131	<b>Protecting investors</b> (rank)	169	Cost (% of claim)	19.2
Procedures (number)	7	Extent of disclosure index (0-10)	3		
Time (days)	78	Extent of director liability index (0-10)	0	<b>Resolving insolvency</b> (rank)	89
Cost (% of income per capita)	554.8	Ease of shareholder suits index (0-10)	6	Time (years)	4.0
		Strength of investor protection index (0-10)	3.0	Cost (% of estate)	9
				Recovery rate (cents on the dollar)	32.2
		✗ <b>Paying taxes</b> (rank)	153		
		Payments (number per year)	53		
		Time (hours per year)	320		
		Total tax rate (% of profit)	35.0		
<b>EQUATORIAL GUINEA</b>		Sub-Saharan Africa	GNI per capita (US\$)	14,540	
Ease of doing business (rank)	162	High income	Population (m)	0.7	
<b>Starting a business</b> (rank)	182	<b>Registering property</b> (rank)	103	<b>Trading across borders</b> (rank)	136
Procedures (number)	18	Procedures (number)	6	Documents to export (number)	7
Time (days)	135	Time (days)	23	Time to export (days)	29
Cost (% of income per capita)	98.2	Cost (% of property value)	12.5	Cost to export (US\$ per container)	1,390
Minimum capital (% of income per capita)	11.7			Documents to import (number)	7
		<b>Getting credit</b> (rank)	104	Time to import (days)	44
<b>Dealing with construction permits</b> (rank)	107	Strength of legal rights index (0-10)	6	Cost to import (US\$ per container)	1,600
Procedures (number)	15	Depth of credit information index (0-6)	2		
Time (days)	166	Public registry coverage (% of adults)	3.9	<b>Enforcing contracts</b> (rank)	61
Cost (% of income per capita)	120.4	Private bureau coverage (% of adults)	0.0	Procedures (number)	40
				Time (days)	475
<b>Getting electricity</b> (rank)	86	<b>Protecting investors</b> (rank)	150	Cost (% of claim)	18.5
Procedures (number)	5	Extent of disclosure index (0-10)	6		
Time (days)	106	Extent of director liability index (0-10)	1	<b>Resolving insolvency</b> (rank)	185
Cost (% of income per capita)	456.5	Ease of shareholder suits index (0-10)	4	Time (years)	NO PRACTICE
		Strength of investor protection index (0-10)	3.7	Cost (% of estate)	NO PRACTICE
				Recovery rate (cents on the dollar)	0.0
		<b>Paying taxes</b> (rank)	173		
		Payments (number per year)	46		
		Time (hours per year)	492		
		Total tax rate (% of profit)	46.0		
<b>ERITREA</b>		Sub-Saharan Africa	GNI per capita (US\$)	430	
Ease of doing business (rank)	182	Low income	Population (m)	5.4	
<b>Starting a business</b> (rank)	183	<b>Registering property</b> (rank)	181	<b>Trading across borders</b> (rank)	165
Procedures (number)	13	Procedures (number)	11	Documents to export (number)	10
Time (days)	84	Time (days)	78	Time to export (days)	50
Cost (% of income per capita)	52.3	Cost (% of property value)	9.1	Cost to export (US\$ per container)	1,460
Minimum capital (% of income per capita)	203.1			Documents to import (number)	12
		<b>Getting credit</b> (rank)	180	Time to import (days)	59
<b>Dealing with construction permits</b> (rank)	185	Strength of legal rights index (0-10)	2	Cost to import (US\$ per container)	1,600
Procedures (number)	NO PRACTICE	Depth of credit information index (0-6)	0		
Time (days)	NO PRACTICE	Public registry coverage (% of adults)	0.0	<b>Enforcing contracts</b> (rank)	51
Cost (% of income per capita)	NO PRACTICE	Private bureau coverage (% of adults)	0.0	Procedures (number)	39
				Time (days)	405
<b>Getting electricity</b> (rank)	93	<b>Protecting investors</b> (rank)	117	Cost (% of claim)	22.6
Procedures (number)	5	Extent of disclosure index (0-10)	4		
Time (days)	59	Extent of director liability index (0-10)	5	<b>Resolving insolvency</b> (rank)	185
Cost (% of income per capita)	3,508.0	Ease of shareholder suits index (0-10)	5	Time (years)	NO PRACTICE
		Strength of investor protection index (0-10)	4.7	Cost (% of estate)	NO PRACTICE
				Recovery rate (cents on the dollar)	0.0
		<b>Paying taxes</b> (rank)	146		
		Payments (number per year)	30		
		Time (hours per year)	216		
		Total tax rate (% of profit)	84.5		

Note: Most indicator sets refer to a case scenario in an economy's largest business city. For more details, see the data notes.

✓ Reform making it easier to do business ✗ Reform making it more difficult to do business

<b>ESTONIA</b>		OECD high income	GNI per capita (US\$)	15,200	
Ease of doing business (rank)	21	High income	Population (m)	1.3	
<b>Starting a business</b> (rank)	47	<b>Registering property</b> (rank)	14	<b>Trading across borders</b> (rank)	7
Procedures (number)	5	Procedures (number)	3	Documents to export (number)	3
Time (days)	7	Time (days)	18	Time to export (days)	5
Cost (% of income per capita)	1.6	Cost (% of property value)	0.4	Cost to export (US\$ per container)	745
Minimum capital (% of income per capita)	22.1			Documents to import (number)	4
		<b>Getting credit</b> (rank)	40	Time to import (days)	5
<b>Dealing with construction permits</b> (rank)	35	Strength of legal rights index (0-10)	7	Cost to import (US\$ per container)	795
Procedures (number)	13	Depth of credit information index (0-6)	5		
Time (days)	148	Public registry coverage (% of adults)	0.0	<b>Enforcing contracts</b> (rank)	31
Cost (% of income per capita)	16.1	Private bureau coverage (% of adults)	33.4	Procedures (number)	35
				Time (days)	425
<b>Getting electricity</b> (rank)	52	<b>Protecting investors</b> (rank)	70	Cost (% of claim)	22.3
Procedures (number)	4	Extent of disclosure index (0-10)	8		
Time (days)	111	Extent of director liability index (0-10)	3	<b>Resolving insolvency</b> (rank)	72
Cost (% of income per capita)	201.4	Ease of shareholder suits index (0-10)	6	Time (years)	3.0
		Strength of investor protection index (0-10)	5.7	Cost (% of estate)	9
				Recovery rate (cents on the dollar)	38.5
		<b>Paying taxes</b> (rank)	50		
		Payments (number per year)	8		
		Time (hours per year)	85		
		Total tax rate (% of profit)	67.3		
<b>ETHIOPIA</b>		Sub-Saharan Africa	GNI per capita (US\$)	400	
Ease of doing business (rank)	127	Low income	Population (m)	84.7	
<b>Starting a business</b> (rank)	163	<b>Registering property</b> (rank)	112	<b>Trading across borders</b> (rank)	161
Procedures (number)	9	Procedures (number)	10	Documents to export (number)	7
Time (days)	15	Time (days)	41	Time to export (days)	42
Cost (% of income per capita)	135.3	Cost (% of property value)	2.1	Cost to export (US\$ per container)	2,160
Minimum capital (% of income per capita)	249.1			Documents to import (number)	9
		✓ <b>Getting credit</b> (rank)	104	Time to import (days)	44
<b>Dealing with construction permits</b> (rank)	53	Strength of legal rights index (0-10)	4	Cost to import (US\$ per container)	2,660
Procedures (number)	9	Depth of credit information index (0-6)	4		
Time (days)	128	Public registry coverage (% of adults)	0.1	<b>Enforcing contracts</b> (rank)	50
Cost (% of income per capita)	275.6	Private bureau coverage (% of adults)	0.0	Procedures (number)	38
				Time (days)	530
<b>Getting electricity</b> (rank)	94	<b>Protecting investors</b> (rank)	128	Cost (% of claim)	15.2
Procedures (number)	4	Extent of disclosure index (0-10)	4		
Time (days)	95	Extent of director liability index (0-10)	4	<b>Resolving insolvency</b> (rank)	117
Cost (% of income per capita)	2,544.3	Ease of shareholder suits index (0-10)	5	Time (years)	3.0
		Strength of investor protection index (0-10)	4.3	Cost (% of estate)	15
				Recovery rate (cents on the dollar)	25.9
		✗ <b>Paying taxes</b> (rank)	103		
		Payments (number per year)	31		
		Time (hours per year)	306		
		Total tax rate (% of profit)	33.3		
<b>FIJI</b>		East Asia & Pacific	GNI per capita (US\$)	3,680	
Ease of doing business (rank)	60	Lower middle income	Population (m)	0.9	
✗ <b>Starting a business</b> (rank)	138	✗ <b>Registering property</b> (rank)	58	<b>Trading across borders</b> (rank)	111
Procedures (number)	11	Procedures (number)	4	Documents to export (number)	10
Time (days)	58	Time (days)	69	Time to export (days)	22
Cost (% of income per capita)	24.0	Cost (% of property value)	2.0	Cost to export (US\$ per container)	655
Minimum capital (% of income per capita)	0.0			Documents to import (number)	10
		<b>Getting credit</b> (rank)	70	Time to import (days)	23
<b>Dealing with construction permits</b> (rank)	82	Strength of legal rights index (0-10)	7	Cost to import (US\$ per container)	635
Procedures (number)	17	Depth of credit information index (0-6)	3		
Time (days)	148	Public registry coverage (% of adults)	0.0	<b>Enforcing contracts</b> (rank)	67
Cost (% of income per capita)	43.8	Private bureau coverage (% of adults)	69.5	Procedures (number)	34
				Time (days)	397
<b>Getting electricity</b> (rank)	79	<b>Protecting investors</b> (rank)	49	Cost (% of claim)	38.9
Procedures (number)	4	Extent of disclosure index (0-10)	3		
Time (days)	81	Extent of director liability index (0-10)	8	<b>Resolving insolvency</b> (rank)	48
Cost (% of income per capita)	1,904.7	Ease of shareholder suits index (0-10)	7	Time (years)	1.8
		Strength of investor protection index (0-10)	6.0	Cost (% of estate)	10
				Recovery rate (cents on the dollar)	45.2
		✓ <b>Paying taxes</b> (rank)	85		
		Payments (number per year)	34		
		Time (hours per year)	163		
		Total tax rate (% of profit)	37.6		

Note: Most indicator sets refer to a case scenario in an economy's largest business city. For more details, see the data notes.



✓ Reform making it easier to do business ✗ Reform making it more difficult to do business

<b>FINLAND</b>		OECD high income	GNI per capita (US\$)	48,420	
Ease of doing business (rank)		High income	Population (m)	5.4	
<b>Starting a business</b> (rank)	49	<b>Registering property</b> (rank)	24	<b>Trading across borders</b> (rank)	6
Procedures (number)	3	Procedures (number)	3	Documents to export (number)	4
Time (days)	14	Time (days)	14	Time to export (days)	8
Cost (% of income per capita)	1.0	Cost (% of property value)	4.0	Cost to export (US\$ per container)	540
Minimum capital (% of income per capita)	7.0			Documents to import (number)	5
		<b>Getting credit</b> (rank)	40	Time to import (days)	7
<b>Dealing with construction permits</b> (rank)	34	Strength of legal rights index (0-10)	8	Cost to import (US\$ per container)	620
Procedures (number)	16	Depth of credit information index (0-6)	4		
Time (days)	66	Public registry coverage (% of adults)	0.0	<b>Enforcing contracts</b> (rank)	9
Cost (% of income per capita)	43.3	Private bureau coverage (% of adults)	18.9	Procedures (number)	33
				Time (days)	375
<b>Getting electricity</b> (rank)	21	<b>Protecting investors</b> (rank)	70	Cost (% of claim)	13.3
Procedures (number)	5	Extent of disclosure index (0-10)	6		
Time (days)	47	Extent of director liability index (0-10)	4	<b>Resolving insolvency</b> (rank)	5
Cost (% of income per capita)	29.6	Ease of shareholder suits index (0-10)	7	Time (years)	0.9
		Strength of investor protection index (0-10)	5.7	Cost (% of estate)	4
				Recovery rate (cents on the dollar)	89.7
		<b>Paying taxes</b> (rank)	23		
		Payments (number per year)	8		
		Time (hours per year)	93		
		Total tax rate (% of profit)	40.6		
<b>FRANCE</b>		OECD high income	GNI per capita (US\$)	42,420	
Ease of doing business (rank)		High income	Population (m)	65.4	
<b>Starting a business</b> (rank)	27	<b>Registering property</b> (rank)	146	<b>Trading across borders</b> (rank)	27
Procedures (number)	5	Procedures (number)	8	Documents to export (number)	2
Time (days)	7	Time (days)	59	Time to export (days)	9
Cost (% of income per capita)	0.9	Cost (% of property value)	6.1	Cost to export (US\$ per container)	1,078
Minimum capital (% of income per capita)	0.0			Documents to import (number)	2
		<b>Getting credit</b> (rank)	53	Time to import (days)	11
<b>Dealing with construction permits</b> (rank)	52	Strength of legal rights index (0-10)	7	Cost to import (US\$ per container)	1,248
Procedures (number)	9	Depth of credit information index (0-6)	4		
Time (days)	184	Public registry coverage (% of adults)	42.4	<b>Enforcing contracts</b> (rank)	8
Cost (% of income per capita)	68.0	Private bureau coverage (% of adults)	0.0	Procedures (number)	29
				Time (days)	390
<b>Getting electricity</b> (rank)	42	<b>Protecting investors</b> (rank)	82	Cost (% of claim)	17.4
Procedures (number)	5	Extent of disclosure index (0-10)	10		
Time (days)	79	Extent of director liability index (0-10)	1	<b>Resolving insolvency</b> (rank)	43
Cost (% of income per capita)	43.9	Ease of shareholder suits index (0-10)	5	Time (years)	1.9
		Strength of investor protection index (0-10)	5.3	Cost (% of estate)	9
				Recovery rate (cents on the dollar)	48.4
		<b>Paying taxes</b> (rank)	53		
		Payments (number per year)	7		
		Time (hours per year)	132		
		Total tax rate (% of profit)	65.7		
<b>GABON</b>		Sub-Saharan Africa	GNI per capita (US\$)	7,980	
Ease of doing business (rank)		Upper middle income	Population (m)	1.5	
<b>Starting a business</b> (rank)	157	✗ <b>Registering property</b> (rank)	170	<b>Trading across borders</b> (rank)	135
Procedures (number)	9	Procedures (number)	7	Documents to export (number)	7
Time (days)	58	Time (days)	104	Time to export (days)	20
Cost (% of income per capita)	14.5	Cost (% of property value)	10.5	Cost to export (US\$ per container)	1,945
Minimum capital (% of income per capita)	22.3			Documents to import (number)	8
		<b>Getting credit</b> (rank)	104	Time to import (days)	22
<b>Dealing with construction permits</b> (rank)	110	Strength of legal rights index (0-10)	6	Cost to import (US\$ per container)	1,955
Procedures (number)	13	Depth of credit information index (0-6)	2		
Time (days)	243	Public registry coverage (% of adults)	53.8	<b>Enforcing contracts</b> (rank)	153
Cost (% of income per capita)	79.3	Private bureau coverage (% of adults)	0.0	Procedures (number)	38
				Time (days)	1,070
<b>Getting electricity</b> (rank)	135	<b>Protecting investors</b> (rank)	158	Cost (% of claim)	34.3
Procedures (number)	6	Extent of disclosure index (0-10)	6		
Time (days)	141	Extent of director liability index (0-10)	1	<b>Resolving insolvency</b> (rank)	145
Cost (% of income per capita)	354.2	Ease of shareholder suits index (0-10)	3	Time (years)	5.0
		Strength of investor protection index (0-10)	3.3	Cost (% of estate)	15
				Recovery rate (cents on the dollar)	15.2
		<b>Paying taxes</b> (rank)	146		
		Payments (number per year)	26		
		Time (hours per year)	488		
		Total tax rate (% of profit)	43.5		

Note: Most indicator sets refer to a case scenario in an economy's largest business city. For more details, see the data notes.

✓ Reform making it easier to do business ✗ Reform making it more difficult to do business

<b>GAMBIA, THE</b>		Sub-Saharan Africa		GNI per capita (US\$)	610
Ease of doing business (rank)		Low income		Population (m)	1.8
<b>Starting a business</b> (rank)	123	<b>Registering property</b> (rank)	120	<b>Trading across borders</b> (rank)	87
Procedures (number)	8	Procedures (number)	5	Documents to export (number)	6
Time (days)	27	Time (days)	66	Time to export (days)	23
Cost (% of income per capita)	158.7	Cost (% of property value)	7.6	Cost to export (US\$ per container)	1,180
Minimum capital (% of income per capita)	0.0			Documents to import (number)	7
		<b>Getting credit</b> (rank)	159	Time to import (days)	21
<b>Dealing with construction permits</b> (rank)	90	Strength of legal rights index (0-10)	5	Cost to import (US\$ per container)	885
Procedures (number)	14	Depth of credit information index (0-6)	0		
Time (days)	143	Public registry coverage (% of adults)	0.0	<b>Enforcing contracts</b> (rank)	65
Cost (% of income per capita)	124.7	Private bureau coverage (% of adults)	0.0	Procedures (number)	33
				Time (days)	407
<b>Getting electricity</b> (rank)	119	<b>Protecting investors</b> (rank)	177	Cost (% of claim)	37.9
Procedures (number)	5	Extent of disclosure index (0-10)	2		
Time (days)	78	Extent of director liability index (0-10)	1	<b>Resolving insolvency</b> (rank)	108
Cost (% of income per capita)	3,976.8	Ease of shareholder suits index (0-10)	5	Time (years)	2.0
		Strength of investor protection index (0-10)	2.7	Cost (% of estate)	15
				Recovery rate (cents on the dollar)	27.8
		<b>Paying taxes</b> (rank)	179		
		Payments (number per year)	50		
		Time (hours per year)	376		
		Total tax rate (% of profit)	283.5		
<b>GEORGIA</b>		Eastern Europe & Central Asia		GNI per capita (US\$)	2,860
Ease of doing business (rank)		Lower middle income		Population (m)	4.5
<b>Starting a business</b> (rank)	7	<b>Registering property</b> (rank)	1	✓ <b>Trading across borders</b> (rank)	38
Procedures (number)	2	Procedures (number)	1	Documents to export (number)	4
Time (days)	2	Time (days)	2	Time to export (days)	9
Cost (% of income per capita)	3.8	Cost (% of property value)	0.1	Cost to export (US\$ per container)	1,355
Minimum capital (% of income per capita)	0.0			Documents to import (number)	4
		✓ <b>Getting credit</b> (rank)	4	Time to import (days)	10
<b>Dealing with construction permits</b> (rank)	3	Strength of legal rights index (0-10)	9	Cost to import (US\$ per container)	1,595
Procedures (number)	9	Depth of credit information index (0-6)	6		
Time (days)	74	Public registry coverage (% of adults)	0.0	✓ <b>Enforcing contracts</b> (rank)	30
Cost (% of income per capita)	17.7	Private bureau coverage (% of adults)	35.5	Procedures (number)	33
				Time (days)	285
✓ <b>Getting electricity</b> (rank)	50	<b>Protecting investors</b> (rank)	19	Cost (% of claim)	29.9
Procedures (number)	4	Extent of disclosure index (0-10)	9		
Time (days)	71	Extent of director liability index (0-10)	6	✓ <b>Resolving insolvency</b> (rank)	81
Cost (% of income per capita)	561.8	Ease of shareholder suits index (0-10)	6	Time (years)	2.0
		Strength of investor protection index (0-10)	7.0	Cost (% of estate)	4
				Recovery rate (cents on the dollar)	35.7
		✓ <b>Paying taxes</b> (rank)	33		
		Payments (number per year)	5		
		Time (hours per year)	280		
		Total tax rate (% of profit)	16.5		
<b>GERMANY</b>		OECD high income		GNI per capita (US\$)	43,980
Ease of doing business (rank)		High income		Population (m)	81.7
<b>Starting a business</b> (rank)	106	<b>Registering property</b> (rank)	81	<b>Trading across borders</b> (rank)	13
Procedures (number)	9	Procedures (number)	5	Documents to export (number)	4
Time (days)	15	Time (days)	40	Time to export (days)	7
Cost (% of income per capita)	4.9	Cost (% of property value)	5.7	Cost to export (US\$ per container)	872
Minimum capital (% of income per capita)	0.0			Documents to import (number)	5
		<b>Getting credit</b> (rank)	23	Time to import (days)	7
<b>Dealing with construction permits</b> (rank)	14	Strength of legal rights index (0-10)	7	Cost to import (US\$ per container)	937
Procedures (number)	9	Depth of credit information index (0-6)	6		
Time (days)	97	Public registry coverage (% of adults)	1.3	<b>Enforcing contracts</b> (rank)	5
Cost (% of income per capita)	48.1	Private bureau coverage (% of adults)	100.0	Procedures (number)	30
				Time (days)	394
<b>Getting electricity</b> (rank)	2	<b>Protecting investors</b> (rank)	100	Cost (% of claim)	14.4
Procedures (number)	3	Extent of disclosure index (0-10)	5		
Time (days)	17	Extent of director liability index (0-10)	5	✓ <b>Resolving insolvency</b> (rank)	19
Cost (% of income per capita)	48.3	Ease of shareholder suits index (0-10)	5	Time (years)	1.2
		Strength of investor protection index (0-10)	5.0	Cost (% of estate)	8
				Recovery rate (cents on the dollar)	78.1
		✓ <b>Paying taxes</b> (rank)	72		
		Payments (number per year)	9		
		Time (hours per year)	207		
		Total tax rate (% of profit)	46.8		

Note: Most indicator sets refer to a case scenario in an economy's largest business city. For more details, see the data notes.

✓ Reform making it easier to do business ✗ Reform making it more difficult to do business

<b>GHANA</b>		Sub-Saharan Africa Lower middle income		GNI per capita (US\$)	1,410
Ease of doing business (rank)				Population (m)	25.0
<b>Starting a business (rank)</b>	112	<b>Registering property (rank)</b>	45	<b>✗ Trading across borders (rank)</b>	99
Procedures (number)	7	Procedures (number)	5	Documents to export (number)	7
Time (days)	12	Time (days)	34	Time to export (days)	19
Cost (% of income per capita)	18.5	Cost (% of property value)	1.2	Cost to export (US\$ per container)	815
Minimum capital (% of income per capita)	4.3			Documents to import (number)	7
		<b>Getting credit (rank)</b>	23	Time to import (days)	34
<b>Dealing with construction permits (rank)</b>	162	Strength of legal rights index (0-10)	8	Cost to import (US\$ per container)	1,315
Procedures (number)	16	Depth of credit information index (0-6)	5		
Time (days)	218	Public registry coverage (% of adults)	0.0	<b>Enforcing contracts (rank)</b>	48
Cost (% of income per capita)	481.2	Private bureau coverage (% of adults)	5.7	Procedures (number)	36
				Time (days)	487
<b>Getting electricity (rank)</b>	63	<b>Protecting investors (rank)</b>	49	Cost (% of claim)	23.0
Procedures (number)	4	Extent of disclosure index (0-10)	7		
Time (days)	78	Extent of director liability index (0-10)	5	<b>Resolving insolvency (rank)</b>	114
Cost (% of income per capita)	957.3	Ease of shareholder suits index (0-10)	6	Time (years)	1.9
		Strength of investor protection index (0-10)	6.0	Cost (% of estate)	22
				Recovery rate (cents on the dollar)	26.9
		<b>Paying taxes (rank)</b>	89		
		Payments (number per year)	32		
		Time (hours per year)	224		
		Total tax rate (% of profit)	33.5		
<b>GREECE</b>		OECD high income High income		GNI per capita (US\$)	25,030
Ease of doing business (rank)				Population (m)	11.3
<b>Starting a business (rank)</b>	146	<b>Registering property (rank)</b>	150	<b>Trading across borders (rank)</b>	62
Procedures (number)	11	Procedures (number)	11	Documents to export (number)	5
Time (days)	11	Time (days)	18	Time to export (days)	19
Cost (% of income per capita)	20.5	Cost (% of property value)	11.8	Cost to export (US\$ per container)	1,115
Minimum capital (% of income per capita)	24.4			Documents to import (number)	6
		<b>Getting credit (rank)</b>	83	Time to import (days)	15
<b>✓ Dealing with construction permits (rank)</b>	31	Strength of legal rights index (0-10)	4	Cost to import (US\$ per container)	1,135
Procedures (number)	15	Depth of credit information index (0-6)	5		
Time (days)	89	Public registry coverage (% of adults)	0.0	<b>Enforcing contracts (rank)</b>	87
Cost (% of income per capita)	27.5	Private bureau coverage (% of adults)	84.0	Procedures (number)	39
				Time (days)	819
<b>Getting electricity (rank)</b>	59	<b>✓ Protecting investors (rank)</b>	117	Cost (% of claim)	14.4
Procedures (number)	6	Extent of disclosure index (0-10)	5		
Time (days)	62	Extent of director liability index (0-10)	4	<b>✓ Resolving insolvency (rank)</b>	50
Cost (% of income per capita)	62.4	Ease of shareholder suits index (0-10)	5	Time (years)	2.0
		Strength of investor protection index (0-10)	4.7	Cost (% of estate)	9
				Recovery rate (cents on the dollar)	44.5
		<b>Paying taxes (rank)</b>	56		
		Payments (number per year)	8		
		Time (hours per year)	202		
		Total tax rate (% of profit)	44.6		
<b>GRENADA</b>		Latin America & Caribbean Upper middle income		GNI per capita (US\$)	7,220
Ease of doing business (rank)				Population (m)	0.1
<b>Starting a business (rank)</b>	65	<b>Registering property (rank)</b>	151	<b>✓ Trading across borders (rank)</b>	71
Procedures (number)	6	Procedures (number)	8	Documents to export (number)	5
Time (days)	15	Time (days)	47	Time to export (days)	9
Cost (% of income per capita)	19.1	Cost (% of property value)	7.4	Cost to export (US\$ per container)	1,300
Minimum capital (% of income per capita)	0.0			Documents to import (number)	7
		<b>Getting credit (rank)</b>	104	Time to import (days)	9
<b>Dealing with construction permits (rank)</b>	10	Strength of legal rights index (0-10)	8	Cost to import (US\$ per container)	2,235
Procedures (number)	8	Depth of credit information index (0-6)	0		
Time (days)	123	Public registry coverage (% of adults)	0.0	<b>Enforcing contracts (rank)</b>	165
Cost (% of income per capita)	17.9	Private bureau coverage (% of adults)	0.0	Procedures (number)	47
				Time (days)	688
<b>Getting electricity (rank)</b>	66	<b>Protecting investors (rank)</b>	32	Cost (% of claim)	32.6
Procedures (number)	6	Extent of disclosure index (0-10)	4		
Time (days)	49	Extent of director liability index (0-10)	8	<b>Resolving insolvency (rank)</b>	185
Cost (% of income per capita)	283.5	Ease of shareholder suits index (0-10)	7	Time (years)	NO PRACTICE
		Strength of investor protection index (0-10)	6.3	Cost (% of estate)	NO PRACTICE
				Recovery rate (cents on the dollar)	0.0
		<b>Paying taxes (rank)</b>	85		
		Payments (number per year)	30		
		Time (hours per year)	140		
		Total tax rate (% of profit)	45.3		

Note: Most indicator sets refer to a case scenario in an economy's largest business city. For more details, see the data notes.

✓ Reform making it easier to do business ✗ Reform making it more difficult to do business

<b>GUATEMALA</b>		Latin America & Caribbean	GNI per capita (US\$)	2,870	
Ease of doing business (rank)	93	Lower middle income	Population (m)	14.8	
<b>Starting a business (rank)</b>	172	<b>Registering property (rank)</b>	20	<b>Trading across borders (rank)</b>	117
Procedures (number)	12	Procedures (number)	4	Documents to export (number)	9
Time (days)	40	Time (days)	23	Time to export (days)	17
Cost (% of income per capita)	48.1	Cost (% of property value)	0.8	Cost to export (US\$ per container)	1,307
Minimum capital (% of income per capita)	20.9			Documents to import (number)	8
		<b>Getting credit (rank)</b>	12	Time to import (days)	17
✓ <b>Dealing with construction permits (rank)</b>	94	Strength of legal rights index (0-10)	8	Cost to import (US\$ per container)	1,425
Procedures (number)	11	Depth of credit information index (0-6)	6		
Time (days)	158	Public registry coverage (% of adults)	18.0	<b>Enforcing contracts (rank)</b>	96
Cost (% of income per capita)	500.4	Private bureau coverage (% of adults)	8.7	Procedures (number)	31
		<b>Protecting investors (rank)</b>	158	Time (days)	1,459
<b>Getting electricity (rank)</b>	34	Extent of disclosure index (0-10)	3	Cost (% of claim)	26.5
Procedures (number)	4	Extent of director liability index (0-10)	2		
Time (days)	39	Ease of shareholder suits index (0-10)	5	<b>Resolving insolvency (rank)</b>	109
Cost (% of income per capita)	594.8	Strength of investor protection index (0-10)	3.3	Time (years)	3.0
				Cost (% of estate)	15
		<b>Paying taxes (rank)</b>	124	Recovery rate (cents on the dollar)	27.8
		Payments (number per year)	24		
		Time (hours per year)	332		
		Total tax rate (% of profit)	40.9		
<b>GUINEA</b>		Sub-Saharan Africa	GNI per capita (US\$)	440	
Ease of doing business (rank)	178	Low income	Population (m)	10.2	
✓ <b>Starting a business (rank)</b>	158	<b>Registering property (rank)</b>	151	<b>Trading across borders (rank)</b>	133
Procedures (number)	6	Procedures (number)	6	Documents to export (number)	7
Time (days)	35	Time (days)	59	Time to export (days)	35
Cost (% of income per capita)	96.9	Cost (% of property value)	14.2	Cost to export (US\$ per container)	855
Minimum capital (% of income per capita)	324.7			Documents to import (number)	9
		<b>Getting credit (rank)</b>	154	Time to import (days)	32
✓ <b>Dealing with construction permits (rank)</b>	152	Strength of legal rights index (0-10)	6	Cost to import (US\$ per container)	1,391
Procedures (number)	29	Depth of credit information index (0-6)	0		
Time (days)	197	Public registry coverage (% of adults)	0.0	<b>Enforcing contracts (rank)</b>	131
Cost (% of income per capita)	94.8	Private bureau coverage (% of adults)	0.0	Procedures (number)	49
		<b>Protecting investors (rank)</b>	177	Time (days)	276
✓ <b>Getting electricity (rank)</b>	88	Extent of disclosure index (0-10)	6	Cost (% of claim)	45.0
Procedures (number)	4	Extent of director liability index (0-10)	1		
Time (days)	69	Ease of shareholder suits index (0-10)	1	<b>Resolving insolvency (rank)</b>	141
Cost (% of income per capita)	8,377.7	Strength of investor protection index (0-10)	2.7	Time (years)	3.8
				Cost (% of estate)	8
		<b>Paying taxes (rank)</b>	183	Recovery rate (cents on the dollar)	17.1
		Payments (number per year)	58		
		Time (hours per year)	416		
		Total tax rate (% of profit)	73.2		
<b>GUINEA-BISSAU</b>		Sub-Saharan Africa	GNI per capita (US\$)	600	
Ease of doing business (rank)	179	Low income	Population (m)	1.5	
<b>Starting a business (rank)</b>	148	<b>Registering property (rank)</b>	180	<b>Trading across borders (rank)</b>	116
Procedures (number)	9	Procedures (number)	8	Documents to export (number)	6
Time (days)	9	Time (days)	210	Time to export (days)	23
Cost (% of income per capita)	42.2	Cost (% of property value)	10.5	Cost to export (US\$ per container)	1,448
Minimum capital (% of income per capita)	338.0			Documents to import (number)	6
		<b>Getting credit (rank)</b>	129	Time to import (days)	22
<b>Dealing with construction permits (rank)</b>	117	Strength of legal rights index (0-10)	6	Cost to import (US\$ per container)	2,006
Procedures (number)	12	Depth of credit information index (0-6)	1		
Time (days)	163	Public registry coverage (% of adults)	1.1	<b>Enforcing contracts (rank)</b>	142
Cost (% of income per capita)	785.2	Private bureau coverage (% of adults)	0.0	Procedures (number)	40
		<b>Protecting investors (rank)</b>	139	Time (days)	1,715
<b>Getting electricity (rank)</b>	182	Extent of disclosure index (0-10)	6	Cost (% of claim)	25.0
Procedures (number)	7	Extent of director liability index (0-10)	1		
Time (days)	455	Ease of shareholder suits index (0-10)	5	<b>Resolving insolvency (rank)</b>	185
Cost (% of income per capita)	1,737.2	Strength of investor protection index (0-10)	4.0	Time (years)	NO PRACTICE
				Cost (% of estate)	NO PRACTICE
		<b>Paying taxes (rank)</b>	146	Recovery rate (cents on the dollar)	0.0
		Payments (number per year)	46		
		Time (hours per year)	208		
		Total tax rate (% of profit)	45.9		

Note: Most indicator sets refer to a case scenario in an economy's largest business city. For more details, see the data notes.

✓ Reform making it easier to do business ✗ Reform making it more difficult to do business

<b>GUYANA</b>		Latin America & Caribbean	GNI per capita (US\$)	3,202	
Ease of doing business (rank)		Lower middle income	Population (m)		
<b>Starting a business</b> (rank)	89	<b>Registering property</b> (rank)	114	<b>Trading across borders</b> (rank)	84
Procedures (number)	8	Procedures (number)	6	Documents to export (number)	7
Time (days)	20	Time (days)	75	Time to export (days)	19
Cost (% of income per capita)	13.9	Cost (% of property value)	4.6	Cost to export (US\$ per container)	730
Minimum capital (% of income per capita)	0.0			Documents to import (number)	8
		<b>Getting credit</b> (rank)	167	Time to import (days)	22
<b>Dealing with construction permits</b> (rank)	29	Strength of legal rights index (0-10)	4	Cost to import (US\$ per container)	745
Procedures (number)	8	Depth of credit information index (0-6)	0		
Time (days)	195	Public registry coverage (% of adults)	0.0	<b>Enforcing contracts</b> (rank)	75
Cost (% of income per capita)	18.3	Private bureau coverage (% of adults)	0.0	Procedures (number)	36
				Time (days)	581
<b>Getting electricity</b> (rank)	148	<b>Protecting investors</b> (rank)	82	Cost (% of claim)	25.2
Procedures (number)	7	Extent of disclosure index (0-10)	5		
Time (days)	109	Extent of director liability index (0-10)	5	<b>Resolving insolvency</b> (rank)	138
Cost (% of income per capita)	542.9	Ease of shareholder suits index (0-10)	6	Time (years)	3.0
		Strength of investor protection index (0-10)	5.3	Cost (% of estate)	29
				Recovery rate (cents on the dollar)	17.6
		<b>Paying taxes</b> (rank)	118		
		Payments (number per year)	35		
		Time (hours per year)	263		
		Total tax rate (% of profit)	36.1		
<b>HAITI</b>		Latin America & Caribbean	GNI per capita (US\$)	700	
Ease of doing business (rank)		Low income	Population (m)		
<b>Starting a business</b> (rank)	174	<b>Registering property</b> (rank)	130	<b>Trading across borders</b> (rank)	149
Procedures (number)	12	Procedures (number)	5	Documents to export (number)	8
Time (days)	105	Time (days)	301	Time to export (days)	33
Cost (% of income per capita)	286.6	Cost (% of property value)	6.6	Cost to export (US\$ per container)	1,185
Minimum capital (% of income per capita)	21.0			Documents to import (number)	10
		<b>Getting credit</b> (rank)	159	Time to import (days)	31
<b>Dealing with construction permits</b> (rank)	136	Strength of legal rights index (0-10)	3	Cost to import (US\$ per container)	1,545
Procedures (number)	9	Depth of credit information index (0-6)	2		
Time (days)	1,129	Public registry coverage (% of adults)	0.7	<b>Enforcing contracts</b> (rank)	97
Cost (% of income per capita)	692.0	Private bureau coverage (% of adults)	0.0	Procedures (number)	35
				Time (days)	530
<b>Getting electricity</b> (rank)	71	<b>Protecting investors</b> (rank)	169	Cost (% of claim)	42.6
Procedures (number)	4	Extent of disclosure index (0-10)	2		
Time (days)	60	Extent of director liability index (0-10)	3	<b>Resolving insolvency</b> (rank)	160
Cost (% of income per capita)	4,599.0	Ease of shareholder suits index (0-10)	4	Time (years)	5.7
		Strength of investor protection index (0-10)	3.0	Cost (% of estate)	30
				Recovery rate (cents on the dollar)	8.3
		<b>Paying taxes</b> (rank)	123		
		Payments (number per year)	46		
		Time (hours per year)	184		
		Total tax rate (% of profit)	40.8		
<b>HONDURAS</b>		Latin America & Caribbean	GNI per capita (US\$)	1,970	
Ease of doing business (rank)		Lower middle income	Population (m)		
<b>Starting a business</b> (rank)	125	<b>Registering property</b> (rank)	92	<b>Trading across borders</b> (rank)	90
Procedures (number)	13	Procedures (number)	7	Documents to export (number)	6
Time (days)	14	Time (days)	23	Time to export (days)	12
Cost (% of income per capita)	45.9	Cost (% of property value)	5.7	Cost to export (US\$ per container)	1,342
Minimum capital (% of income per capita)	15.7			Documents to import (number)	8
		<b>Getting credit</b> (rank)	12	Time to import (days)	16
<b>Dealing with construction permits</b> (rank)	65	Strength of legal rights index (0-10)	8	Cost to import (US\$ per container)	1,510
Procedures (number)	13	Depth of credit information index (0-6)	6		
Time (days)	94	Public registry coverage (% of adults)	20.7	<b>Enforcing contracts</b> (rank)	179
Cost (% of income per capita)	274.3	Private bureau coverage (% of adults)	32.9	Procedures (number)	47
				Time (days)	920
<b>Getting electricity</b> (rank)	117	<b>Protecting investors</b> (rank)	169	Cost (% of claim)	35.2
Procedures (number)	8	Extent of disclosure index (0-10)	0		
Time (days)	33	Extent of director liability index (0-10)	5	<b>Resolving insolvency</b> (rank)	133
Cost (% of income per capita)	997.9	Ease of shareholder suits index (0-10)	4	Time (years)	3.8
		Strength of investor protection index (0-10)	3.0	Cost (% of estate)	15
				Recovery rate (cents on the dollar)	19.4
		<b>Paying taxes</b> (rank)	139		
		Payments (number per year)	47		
		Time (hours per year)	224		
		Total tax rate (% of profit)	40.3		

Note: Most indicator sets refer to a case scenario in an economy's largest business city. For more details, see the data notes.

✓ Reform making it easier to do business ✗ Reform making it more difficult to do business

<b>HONG KONG SAR, CHINA</b>		East Asia & Pacific	GNI per capita (US\$)	35,160	
Ease of doing business (rank)	2	High income	Population (m)	7.1	
<b>Starting a business</b> (rank)	6	<b>Registering property</b> (rank)	60	<b>Trading across borders</b> (rank)	2
Procedures (number)	3	Procedures (number)	5	Documents to export (number)	4
Time (days)	3	Time (days)	36	Time to export (days)	5
Cost (% of income per capita)	1.9	Cost (% of property value)	4.0	Cost to export (US\$ per container)	575
Minimum capital (% of income per capita)	0.0			Documents to import (number)	4
		<b>Getting credit</b> (rank)	4	Time to import (days)	5
<b>Dealing with construction permits</b> (rank)	1	Strength of legal rights index (0-10)	10	Cost to import (US\$ per container)	565
Procedures (number)	6	Depth of credit information index (0-6)	5		
Time (days)	67	Public registry coverage (% of adults)	0.0	<b>Enforcing contracts</b> (rank)	10
Cost (% of income per capita)	16.3	Private bureau coverage (% of adults)	89.4	Procedures (number)	27
				Time (days)	360
<b>Getting electricity</b> (rank)	4	<b>Protecting investors</b> (rank)	3	Cost (% of claim)	21.2
Procedures (number)	4	Extent of disclosure index (0-10)	10		
Time (days)	41	Extent of director liability index (0-10)	8	<b>Resolving insolvency</b> (rank)	17
Cost (% of income per capita)	1.6	Ease of shareholder suits index (0-10)	9	Time (years)	1.1
		Strength of investor protection index (0-10)	9.0	Cost (% of estate)	9
				Recovery rate (cents on the dollar)	81.2
		<b>Paying taxes</b> (rank)	4		
		Payments (number per year)	3		
		Time (hours per year)	78		
		Total tax rate (% of profit)	23.0		
<b>HUNGARY</b>		OECD high income	GNI per capita (US\$)	12,730	
Ease of doing business (rank)	54	High income	Population (m)	10.0	
✗ <b>Starting a business</b> (rank)	52	<b>Registering property</b> (rank)	43	✓ <b>Trading across borders</b> (rank)	73
Procedures (number)	4	Procedures (number)	4	Documents to export (number)	6
Time (days)	5	Time (days)	17	Time to export (days)	17
Cost (% of income per capita)	8.9	Cost (% of property value)	5.0	Cost to export (US\$ per container)	885
Minimum capital (% of income per capita)	9.4			Documents to import (number)	7
		✓ <b>Getting credit</b> (rank)	53	Time to import (days)	19
<b>Dealing with construction permits</b> (rank)	55	Strength of legal rights index (0-10)	7	Cost to import (US\$ per container)	875
Procedures (number)	26	Depth of credit information index (0-6)	4		
Time (days)	102	Public registry coverage (% of adults)	0.0	<b>Enforcing contracts</b> (rank)	16
Cost (% of income per capita)	5.7	Private bureau coverage (% of adults)	15.8	Procedures (number)	35
				Time (days)	395
<b>Getting electricity</b> (rank)	109	<b>Protecting investors</b> (rank)	128	Cost (% of claim)	15.0
Procedures (number)	5	Extent of disclosure index (0-10)	2		
Time (days)	252	Extent of director liability index (0-10)	4	<b>Resolving insolvency</b> (rank)	70
Cost (% of income per capita)	116.9	Ease of shareholder suits index (0-10)	7	Time (years)	2.0
		Strength of investor protection index (0-10)	4.3	Cost (% of estate)	15
				Recovery rate (cents on the dollar)	38.8
		✓ <b>Paying taxes</b> (rank)	118		
		Payments (number per year)	12		
		Time (hours per year)	277		
		Total tax rate (% of profit)	50.3		
<b>ICELAND</b>		OECD high income	GNI per capita (US\$)	35,020	
Ease of doing business (rank)	14	High income	Population (m)	0.3	
<b>Starting a business</b> (rank)	45	<b>Registering property</b> (rank)	9	<b>Trading across borders</b> (rank)	82
Procedures (number)	5	Procedures (number)	3	Documents to export (number)	5
Time (days)	5	Time (days)	4	Time to export (days)	19
Cost (% of income per capita)	3.0	Cost (% of property value)	2.4	Cost to export (US\$ per container)	1,465
Minimum capital (% of income per capita)	11.5			Documents to import (number)	5
		<b>Getting credit</b> (rank)	40	Time to import (days)	14
<b>Dealing with construction permits</b> (rank)	40	Strength of legal rights index (0-10)	7	Cost to import (US\$ per container)	1,620
Procedures (number)	18	Depth of credit information index (0-6)	5		
Time (days)	77	Public registry coverage (% of adults)	0.0	<b>Enforcing contracts</b> (rank)	3
Cost (% of income per capita)	27.4	Private bureau coverage (% of adults)	100.0	Procedures (number)	27
				Time (days)	417
<b>Getting electricity</b> (rank)	1	<b>Protecting investors</b> (rank)	49	Cost (% of claim)	8.2
Procedures (number)	4	Extent of disclosure index (0-10)	7		
Time (days)	22	Extent of director liability index (0-10)	5	<b>Resolving insolvency</b> (rank)	11
Cost (% of income per capita)	14.9	Ease of shareholder suits index (0-10)	6	Time (years)	1.0
		Strength of investor protection index (0-10)	6.0	Cost (% of estate)	4
				Recovery rate (cents on the dollar)	85.0
		✗ <b>Paying taxes</b> (rank)	41		
		Payments (number per year)	29		
		Time (hours per year)	140		
		Total tax rate (% of profit)	33.0		

Note: Most indicator sets refer to a case scenario in an economy's largest business city. For more details, see the data notes.



✓ Reform making it easier to do business ✗ Reform making it more difficult to do business

<b>INDIA</b>		South Asia		GNI per capita (US\$)	
Ease of doing business (rank)		Lower middle income		Population (m)	
Starting a business (rank)	173	Registering property (rank)	94	Trading across borders (rank)	127
Procedures (number)	12	Procedures (number)	5	Documents to export (number)	9
Time (days)	27	Time (days)	44	Time to export (days)	16
Cost (% of income per capita)	49.8	Cost (% of property value)	7.3	Cost to export (US\$ per container)	1,120
Minimum capital (% of income per capita)	140.1			Documents to import (number)	11
		Getting credit (rank)	23	Time to import (days)	20
✓ Dealing with construction permits (rank)	182	Strength of legal rights index (0-10)	8	Cost to import (US\$ per container)	1,200
Procedures (number)	34	Depth of credit information index (0-6)	5		
Time (days)	196	Public registry coverage (% of adults)	0.0	Enforcing contracts (rank)	184
Cost (% of income per capita)	1,528.0	Private bureau coverage (% of adults)	14.9	Procedures (number)	46
				Time (days)	1,420
Getting electricity (rank)	105	Protecting investors (rank)	49	Cost (% of claim)	39.6
Procedures (number)	7	Extent of disclosure index (0-10)	7		
Time (days)	67	Extent of director liability index (0-10)	4	Resolving insolvency (rank)	116
Cost (% of income per capita)	247.3	Ease of shareholder suits index (0-10)	7	Time (years)	4.3
		Strength of investor protection index (0-10)	6.0	Cost (% of estate)	9
				Recovery rate (cents on the dollar)	26.0
		Paying taxes (rank)	152		
		Payments (number per year)	33		
		Time (hours per year)	243		
		Total tax rate (% of profit)	61.8		
<b>INDONESIA</b>		East Asia & Pacific		GNI per capita (US\$)	
Ease of doing business (rank)		Lower middle income		Population (m)	
Starting a business (rank)	166	Registering property (rank)	98	Trading across borders (rank)	37
Procedures (number)	9	Procedures (number)	6	Documents to export (number)	4
Time (days)	47	Time (days)	22	Time to export (days)	17
Cost (% of income per capita)	22.7	Cost (% of property value)	10.8	Cost to export (US\$ per container)	644
Minimum capital (% of income per capita)	42.0			Documents to import (number)	7
		Getting credit (rank)	129	Time to import (days)	23
Dealing with construction permits (rank)	75	Strength of legal rights index (0-10)	3	Cost to import (US\$ per container)	660
Procedures (number)	13	Depth of credit information index (0-6)	4		
Time (days)	158	Public registry coverage (% of adults)	36.0	Enforcing contracts (rank)	144
Cost (% of income per capita)	95.0	Private bureau coverage (% of adults)	0.0	Procedures (number)	40
				Time (days)	498
✓ Getting electricity (rank)	147	Protecting investors (rank)	49	Cost (% of claim)	139.4
Procedures (number)	6	Extent of disclosure index (0-10)	10		
Time (days)	108	Extent of director liability index (0-10)	5	Resolving insolvency (rank)	148
Cost (% of income per capita)	1,243.7	Ease of shareholder suits index (0-10)	3	Time (years)	5.5
		Strength of investor protection index (0-10)	6.0	Cost (% of estate)	18
				Recovery rate (cents on the dollar)	14.2
		Paying taxes (rank)	131		
		Payments (number per year)	51		
		Time (hours per year)	259		
		Total tax rate (% of profit)	34.5		
<b>IRAN, ISLAMIC REP.</b>		Middle East & North Africa		GNI per capita (US\$)	
Ease of doing business (rank)		Upper middle income		Population (m)	
✗ Starting a business (rank)	87	Registering property (rank)	165	Trading across borders (rank)	143
Procedures (number)	7	Procedures (number)	9	Documents to export (number)	7
Time (days)	13	Time (days)	36	Time to export (days)	25
Cost (% of income per capita)	3.3	Cost (% of property value)	10.5	Cost to export (US\$ per container)	1,470
Minimum capital (% of income per capita)	0.5			Documents to import (number)	8
		Getting credit (rank)	83	Time to import (days)	32
Dealing with construction permits (rank)	166	Strength of legal rights index (0-10)	4	Cost to import (US\$ per container)	2,100
Procedures (number)	16	Depth of credit information index (0-6)	5		
Time (days)	320	Public registry coverage (% of adults)	25.9	Enforcing contracts (rank)	53
Cost (% of income per capita)	262.3	Private bureau coverage (% of adults)	31.9	Procedures (number)	39
				Time (days)	505
Getting electricity (rank)	163	✓ Protecting investors (rank)	150	Cost (% of claim)	17.0
Procedures (number)	7	Extent of disclosure index (0-10)	7		
Time (days)	140	Extent of director liability index (0-10)	4	Resolving insolvency (rank)	126
Cost (% of income per capita)	788.4	Ease of shareholder suits index (0-10)	0	Time (years)	4.5
		Strength of investor protection index (0-10)	3.7	Cost (% of estate)	9
				Recovery rate (cents on the dollar)	23.1
		Paying taxes (rank)	129		
		Payments (number per year)	20		
		Time (hours per year)	344		
		Total tax rate (% of profit)	44.1		

Note: Most indicator sets refer to a case scenario in an economy's largest business city. For more details, see the data notes.

✓ Reform making it easier to do business ✗ Reform making it more difficult to do business

<b>IRAQ</b>		Middle East & North Africa	GNI per capita (US\$)		
Ease of doing business (rank)		Lower middle income	Population (m)		
Starting a business (rank)	177	Registering property (rank)	100	Trading across borders (rank)	179
Procedures (number)	10	Procedures (number)	5	Documents to export (number)	10
Time (days)	74	Time (days)	51	Time to export (days)	80
Cost (% of income per capita)	81.1	Cost (% of property value)	7.5	Cost to export (US\$ per container)	3,550
Minimum capital (% of income per capita)	25.2	Getting credit (rank)	176	Documents to import (number)	10
Dealing with construction permits (rank)	84	Strength of legal rights index (0-10)	3	Time to import (days)	82
Procedures (number)	12	Depth of credit information index (0-6)	0	Cost to import (US\$ per container)	3,650
Time (days)	187	Public registry coverage (% of adults)	0.0	Enforcing contracts (rank)	141
Cost (% of income per capita)	109.8	Private bureau coverage (% of adults)	0.0	Procedures (number)	51
Getting electricity (rank)	46	Protecting investors (rank)	128	Time (days)	520
Procedures (number)	5	Extent of disclosure index (0-10)	4	Cost (% of claim)	28.1
Time (days)	47	Extent of director liability index (0-10)	5	Resolving insolvency (rank)	185
Cost (% of income per capita)	516.7	Ease of shareholder suits index (0-10)	4	Time (years)	NO PRACTICE
		Strength of investor protection index (0-10)	4.3	Cost (% of estate)	NO PRACTICE
		Paying taxes (rank)	65	Recovery rate (cents on the dollar)	0.0
		Payments (number per year)	13		
		Time (hours per year)	312		
		Total tax rate (% of profit)	28.1		
<b>IRELAND</b>		OECD high income	GNI per capita (US\$)		
Ease of doing business (rank)		High income	Population (m)		
Starting a business (rank)	10	Registering property (rank)	53	Trading across borders (rank)	28
Procedures (number)	4	Procedures (number)	5	Documents to export (number)	4
Time (days)	10	Time (days)	38	Time to export (days)	7
Cost (% of income per capita)	0.3	Cost (% of property value)	2.5	Cost to export (US\$ per container)	1,135
Minimum capital (% of income per capita)	0.0	Getting credit (rank)	12	Documents to import (number)	4
Dealing with construction permits (rank)	106	Strength of legal rights index (0-10)	9	Time to import (days)	12
Procedures (number)	12	Depth of credit information index (0-6)	5	Cost to import (US\$ per container)	1,121
Time (days)	156	Public registry coverage (% of adults)	0.0	Enforcing contracts (rank)	63
Cost (% of income per capita)	626.1	Private bureau coverage (% of adults)	100.0	Procedures (number)	21
Getting electricity (rank)	95	Protecting investors (rank)	6	Time (days)	650
Procedures (number)	5	Extent of disclosure index (0-10)	10	Cost (% of claim)	26.9
Time (days)	205	Extent of director liability index (0-10)	6	Resolving insolvency (rank)	9
Cost (% of income per capita)	94.2	Ease of shareholder suits index (0-10)	9	Time (years)	0.4
		Strength of investor protection index (0-10)	8.3	Cost (% of estate)	9
		Paying taxes (rank)	6	Recovery rate (cents on the dollar)	87.5
		Payments (number per year)	8		
		Time (hours per year)	80		
		Total tax rate (% of profit)	26.4		
<b>ISRAEL</b>		OECD high income	GNI per capita (US\$)		
Ease of doing business (rank)		High income	Population (m)		
Starting a business (rank)	41	Registering property (rank)	144	Trading across borders (rank)	10
Procedures (number)	5	Procedures (number)	6	Documents to export (number)	5
Time (days)	21	Time (days)	81	Time to export (days)	10
Cost (% of income per capita)	4.0	Cost (% of property value)	7.3	Cost to export (US\$ per container)	620
Minimum capital (% of income per capita)	0.0	Getting credit (rank)	12	Documents to import (number)	4
Dealing with construction permits (rank)	139	Strength of legal rights index (0-10)	9	Time to import (days)	10
Procedures (number)	19	Depth of credit information index (0-6)	5	Cost to import (US\$ per container)	565
Time (days)	212	Public registry coverage (% of adults)	0.0	Enforcing contracts (rank)	94
Cost (% of income per capita)	86.4	Private bureau coverage (% of adults)	100.0	Procedures (number)	35
Getting electricity (rank)	91	Protecting investors (rank)	6	Time (days)	890
Procedures (number)	6	Extent of disclosure index (0-10)	7	Cost (% of claim)	25.3
Time (days)	132	Extent of director liability index (0-10)	9	Resolving insolvency (rank)	47
Cost (% of income per capita)	13.8	Ease of shareholder suits index (0-10)	9	Time (years)	4.0
		Strength of investor protection index (0-10)	8.3	Cost (% of estate)	23
		Paying taxes (rank)	82	Recovery rate (cents on the dollar)	45.9
		Payments (number per year)	33		
		Time (hours per year)	235		
		Total tax rate (% of profit)	30.5		

Note: Most indicator sets refer to a case scenario in an economy's largest business city. For more details, see the data notes.

✓ Reform making it easier to do business ✗ Reform making it more difficult to do business

<b>ITALY</b>		OECD high income	GNI per capita (US\$)	35,330	
Ease of doing business (rank)		High income	Population (m)		
<b>Starting a business (rank)</b>	84	✓ <b>Registering property (rank)</b>	39	<b>Trading across borders (rank)</b>	55
Procedures (number)	6	Procedures (number)	3	Documents to export (number)	4
Time (days)	6	Time (days)	24	Time to export (days)	19
Cost (% of income per capita)	16.5	Cost (% of property value)	4.5	Cost to export (US\$ per container)	1,145
Minimum capital (% of income per capita)	9.7			Documents to import (number)	4
		<b>Getting credit (rank)</b>	104	Time to import (days)	18
<b>Dealing with construction permits (rank)</b>	103	Strength of legal rights index (0-10)	3	Cost to import (US\$ per container)	1,145
Procedures (number)	11	Depth of credit information index (0-6)	5		
Time (days)	234	Public registry coverage (% of adults)	24.1	<b>Enforcing contracts (rank)</b>	160
Cost (% of income per capita)	184.2	Private bureau coverage (% of adults)	100.0	Procedures (number)	41
				Time (days)	1,210
✓ <b>Getting electricity (rank)</b>	107	<b>Protecting investors (rank)</b>	49	Cost (% of claim)	29.9
Procedures (number)	5	Extent of disclosure index (0-10)	7		
Time (days)	155	Extent of director liability index (0-10)	4	<b>Resolving insolvency (rank)</b>	31
Cost (% of income per capita)	319.2	Ease of shareholder suits index (0-10)	7	Time (years)	1.8
		Strength of investor protection index (0-10)	6.0	Cost (% of estate)	22
				Recovery rate (cents on the dollar)	63.4
		<b>Paying taxes (rank)</b>	131		
		Payments (number per year)	15		
		Time (hours per year)	269		
		Total tax rate (% of profit)	68.3		
<b>JAMAICA</b>		Latin America & Caribbean	GNI per capita (US\$)	4,980	
Ease of doing business (rank)		Upper middle income	Population (m)		
<b>Starting a business (rank)</b>	21	<b>Registering property (rank)</b>	105	✓ <b>Trading across borders (rank)</b>	106
Procedures (number)	6	Procedures (number)	6	Documents to export (number)	6
Time (days)	7	Time (days)	37	Time to export (days)	20
Cost (% of income per capita)	6.7	Cost (% of property value)	7.5	Cost to export (US\$ per container)	1,500
Minimum capital (% of income per capita)	0.0			Documents to import (number)	7
		<b>Getting credit (rank)</b>	104	Time to import (days)	17
<b>Dealing with construction permits (rank)</b>	50	Strength of legal rights index (0-10)	8	Cost to import (US\$ per container)	1,560
Procedures (number)	8	Depth of credit information index (0-6)	0		
Time (days)	145	Public registry coverage (% of adults)	0.0	<b>Enforcing contracts (rank)</b>	129
Cost (% of income per capita)	212.4	Private bureau coverage (% of adults)	0.0	Procedures (number)	35
				Time (days)	655
<b>Getting electricity (rank)</b>	123	<b>Protecting investors (rank)</b>	82	Cost (% of claim)	45.6
Procedures (number)	6	Extent of disclosure index (0-10)	4		
Time (days)	96	Extent of director liability index (0-10)	8	<b>Resolving insolvency (rank)</b>	32
Cost (% of income per capita)	557.0	Ease of shareholder suits index (0-10)	4	Time (years)	1.1
		Strength of investor protection index (0-10)	5.3	Cost (% of estate)	18
				Recovery rate (cents on the dollar)	63.1
		✓ <b>Paying taxes (rank)</b>	163		
		Payments (number per year)	36		
		Time (hours per year)	368		
		Total tax rate (% of profit)	45.6		
<b>JAPAN</b>		OECD high income	GNI per capita (US\$)	45,180	
Ease of doing business (rank)		High income	Population (m)		
<b>Starting a business (rank)</b>	114	<b>Registering property (rank)</b>	64	<b>Trading across borders (rank)</b>	19
Procedures (number)	8	Procedures (number)	6	Documents to export (number)	3
Time (days)	23	Time (days)	14	Time to export (days)	10
Cost (% of income per capita)	7.5	Cost (% of property value)	5.8	Cost to export (US\$ per container)	880
Minimum capital (% of income per capita)	0.0			Documents to import (number)	5
		<b>Getting credit (rank)</b>	23	Time to import (days)	11
<b>Dealing with construction permits (rank)</b>	72	Strength of legal rights index (0-10)	7	Cost to import (US\$ per container)	970
Procedures (number)	14	Depth of credit information index (0-6)	6		
Time (days)	193	Public registry coverage (% of adults)	0.0	<b>Enforcing contracts (rank)</b>	35
Cost (% of income per capita)	28.5	Private bureau coverage (% of adults)	100.0	Procedures (number)	30
				Time (days)	360
<b>Getting electricity (rank)</b>	27	<b>Protecting investors (rank)</b>	19	Cost (% of claim)	32.2
Procedures (number)	3	Extent of disclosure index (0-10)	7		
Time (days)	105	Extent of director liability index (0-10)	6	<b>Resolving insolvency (rank)</b>	1
Cost (% of income per capita)	0.0	Ease of shareholder suits index (0-10)	8	Time (years)	0.6
		Strength of investor protection index (0-10)	7.0	Cost (% of estate)	4
				Recovery rate (cents on the dollar)	92.8
		✓ <b>Paying taxes (rank)</b>	127		
		Payments (number per year)	14		
		Time (hours per year)	330		
		Total tax rate (% of profit)	50.0		

Note: Most indicator sets refer to a case scenario in an economy's largest business city. For more details, see the data notes.

✓ Reform making it easier to do business ✗ Reform making it more difficult to do business

<b>JORDAN</b>		Middle East & North Africa	GNI per capita (US\$)	4,380	
Ease of doing business (rank)	106	Upper middle income	Population (m)	6.2	
<b>Starting a business</b> (rank)	103	<b>Registering property</b> (rank)	102	<b>Trading across borders</b> (rank)	52
Procedures (number)	7	Procedures (number)	7	Documents to export (number)	5
Time (days)	12	Time (days)	21	Time to export (days)	13
Cost (% of income per capita)	13.8	Cost (% of property value)	7.5	Cost to export (US\$ per container)	825
Minimum capital (% of income per capita)	0.0			Documents to import (number)	7
		<b>Getting credit</b> (rank)	167	Time to import (days)	15
<b>Dealing with construction permits</b> (rank)	102	Strength of legal rights index (0-10)	2	Cost to import (US\$ per container)	1,335
Procedures (number)	17	Depth of credit information index (0-6)	2		
Time (days)	70	Public registry coverage (% of adults)	1.9	<b>Enforcing contracts</b> (rank)	129
Cost (% of income per capita)	529.8	Private bureau coverage (% of adults)	0.0	Procedures (number)	38
				Time (days)	689
<b>Getting electricity</b> (rank)	38	<b>Protecting investors</b> (rank)	128	Cost (% of claim)	31.2
Procedures (number)	5	Extent of disclosure index (0-10)	5		
Time (days)	47	Extent of director liability index (0-10)	4	<b>Resolving insolvency</b> (rank)	112
Cost (% of income per capita)	292.3	Ease of shareholder suits index (0-10)	4	Time (years)	4.3
		Strength of investor protection index (0-10)	4.3	Cost (% of estate)	9
				Recovery rate (cents on the dollar)	27.4
		<b>Paying taxes</b> (rank)	35		
		Payments (number per year)	25		
		Time (hours per year)	151		
		Total tax rate (% of profit)	28.1		
<b>KAZAKHSTAN</b>		Eastern Europe & Central Asia	GNI per capita (US\$)	8,220	
Ease of doing business (rank)	49	Upper middle income	Population (m)	16.6	
✓ <b>Starting a business</b> (rank)	25	<b>Registering property</b> (rank)	28	<b>Trading across borders</b> (rank)	182
Procedures (number)	6	Procedures (number)	4	Documents to export (number)	9
Time (days)	19	Time (days)	40	Time to export (days)	81
Cost (% of income per capita)	0.6	Cost (% of property value)	0.1	Cost to export (US\$ per container)	4,685
Minimum capital (% of income per capita)	0.0			Documents to import (number)	12
		✓ <b>Getting credit</b> (rank)	83	Time to import (days)	69
<b>Dealing with construction permits</b> (rank)	155	Strength of legal rights index (0-10)	4	Cost to import (US\$ per container)	4,665
Procedures (number)	32	Depth of credit information index (0-6)	5		
Time (days)	189	Public registry coverage (% of adults)	0.0	<b>Enforcing contracts</b> (rank)	28
Cost (% of income per capita)	103.5	Private bureau coverage (% of adults)	39.3	Procedures (number)	37
				Time (days)	370
<b>Getting electricity</b> (rank)	80	<b>Protecting investors</b> (rank)	10	Cost (% of claim)	22.0
Procedures (number)	6	Extent of disclosure index (0-10)	9		
Time (days)	88	Extent of director liability index (0-10)	6	✓ <b>Resolving insolvency</b> (rank)	55
Cost (% of income per capita)	71.1	Ease of shareholder suits index (0-10)	9	Time (years)	1.5
		Strength of investor protection index (0-10)	8.0	Cost (% of estate)	15
				Recovery rate (cents on the dollar)	43.1
		<b>Paying taxes</b> (rank)	17		
		Payments (number per year)	7		
		Time (hours per year)	188		
		Total tax rate (% of profit)	28.6		
<b>KENYA</b>		Sub-Saharan Africa	GNI per capita (US\$)	820	
Ease of doing business (rank)	121	Low income	Population (m)	41.6	
<b>Starting a business</b> (rank)	126	<b>Registering property</b> (rank)	161	<b>Trading across borders</b> (rank)	148
Procedures (number)	10	Procedures (number)	9	Documents to export (number)	8
Time (days)	32	Time (days)	73	Time to export (days)	26
Cost (% of income per capita)	40.4	Cost (% of property value)	4.3	Cost to export (US\$ per container)	2,255
Minimum capital (% of income per capita)	0.0			Documents to import (number)	7
		<b>Getting credit</b> (rank)	12	Time to import (days)	26
<b>Dealing with construction permits</b> (rank)	45	Strength of legal rights index (0-10)	10	Cost to import (US\$ per container)	2,350
Procedures (number)	9	Depth of credit information index (0-6)	4		
Time (days)	125	Public registry coverage (% of adults)	0.0	<b>Enforcing contracts</b> (rank)	149
Cost (% of income per capita)	211.9	Private bureau coverage (% of adults)	4.9	Procedures (number)	44
				Time (days)	465
<b>Getting electricity</b> (rank)	162	<b>Protecting investors</b> (rank)	100	Cost (% of claim)	47.2
Procedures (number)	6	Extent of disclosure index (0-10)	3		
Time (days)	146	Extent of director liability index (0-10)	2	<b>Resolving insolvency</b> (rank)	100
Cost (% of income per capita)	1,208.2	Ease of shareholder suits index (0-10)	10	Time (years)	4.5
		Strength of investor protection index (0-10)	5.0	Cost (% of estate)	22
				Recovery rate (cents on the dollar)	29.5
		✓ <b>Paying taxes</b> (rank)	164		
		Payments (number per year)	41		
		Time (hours per year)	340		
		Total tax rate (% of profit)	44.4		

Note: Most indicator sets refer to a case scenario in an economy's largest business city. For more details, see the data notes.

✓ Reform making it easier to do business ✗ Reform making it more difficult to do business

<b>KIRIBATI</b>		East Asia & Pacific		GNI per capita (US\$)	
Ease of doing business (rank)		Lower middle income		Population (m)	
<b>Starting a business</b> (rank)	145	<b>Registering property</b> (rank)	71	<b>Trading across borders</b> (rank)	88
Procedures (number)	7	Procedures (number)	5	Documents to export (number)	6
Time (days)	31	Time (days)	513	Time to export (days)	21
Cost (% of income per capita)	22.3	Cost (% of property value)	0.0	Cost to export (US\$ per container)	1,120
Minimum capital (% of income per capita)	21.3			Documents to import (number)	7
		<b>Getting credit</b> (rank)	159	Time to import (days)	21
<b>Dealing with construction permits</b> (rank)	120	Strength of legal rights index (0-10)	5	Cost to import (US\$ per container)	1,120
Procedures (number)	16	Depth of credit information index (0-6)	0		
Time (days)	170	Public registry coverage (% of adults)	0.0	<b>Enforcing contracts</b> (rank)	73
Cost (% of income per capita)	164.8	Private bureau coverage (% of adults)	0.0	Procedures (number)	32
				Time (days)	660
<b>Getting electricity</b> (rank)	159	<b>Protecting investors</b> (rank)	49	Cost (% of claim)	25.8
Procedures (number)	6	Extent of disclosure index (0-10)	6		
Time (days)	97	Extent of director liability index (0-10)	5	<b>Resolving insolvency</b> (rank)	185
Cost (% of income per capita)	5,199.7	Ease of shareholder suits index (0-10)	7	Time (years)	NO PRACTICE
		Strength of investor protection index (0-10)	6.0	Cost (% of estate)	NO PRACTICE
				Recovery rate (cents on the dollar)	0.0
		<b>Paying taxes</b> (rank)	9		
		Payments (number per year)	7		
		Time (hours per year)	120		
		Total tax rate (% of profit)	31.8		
<b>KOREA, REP.</b>		OECD high income		GNI per capita (US\$)	
Ease of doing business (rank)		High income		Population (m)	
<b>Starting a business</b> (rank)	24	<b>Registering property</b> (rank)	75	<b>Trading across borders</b> (rank)	3
Procedures (number)	5	Procedures (number)	7	Documents to export (number)	3
Time (days)	7	Time (days)	11	Time to export (days)	7
Cost (% of income per capita)	14.6	Cost (% of property value)	5.1	Cost to export (US\$ per container)	665
Minimum capital (% of income per capita)	0.0			Documents to import (number)	3
		<b>Getting credit</b> (rank)	12	Time to import (days)	7
<b>Dealing with construction permits</b> (rank)	26	Strength of legal rights index (0-10)	8	Cost to import (US\$ per container)	695
Procedures (number)	11	Depth of credit information index (0-6)	6		
Time (days)	29	Public registry coverage (% of adults)	0.0	<b>Enforcing contracts</b> (rank)	2
Cost (% of income per capita)	127.2	Private bureau coverage (% of adults)	100.0	Procedures (number)	33
				Time (days)	230
✓ <b>Getting electricity</b> (rank)	3	✓ <b>Protecting investors</b> (rank)	49	Cost (% of claim)	10.3
Procedures (number)	4	Extent of disclosure index (0-10)	7		
Time (days)	28	Extent of director liability index (0-10)	4	✓ <b>Resolving insolvency</b> (rank)	14
Cost (% of income per capita)	33.3	Ease of shareholder suits index (0-10)	7	Time (years)	1.5
		Strength of investor protection index (0-10)	6.0	Cost (% of estate)	4
				Recovery rate (cents on the dollar)	81.8
		✓ <b>Paying taxes</b> (rank)	30		
		Payments (number per year)	10		
		Time (hours per year)	207		
		Total tax rate (% of profit)	29.8		
<b>KOSOVO</b>		Eastern Europe & Central Asia		GNI per capita (US\$)	
Ease of doing business (rank)		Lower middle income		Population (m)	
✓ <b>Starting a business</b> (rank)	126	<b>Registering property</b> (rank)	76	<b>Trading across borders</b> (rank)	124
Procedures (number)	9	Procedures (number)	8	Documents to export (number)	8
Time (days)	52	Time (days)	33	Time to export (days)	15
Cost (% of income per capita)	23.0	Cost (% of property value)	0.6	Cost to export (US\$ per container)	1,775
Minimum capital (% of income per capita)	0.0			Documents to import (number)	8
		<b>Getting credit</b> (rank)	23	Time to import (days)	15
<b>Dealing with construction permits</b> (rank)	144	Strength of legal rights index (0-10)	8	Cost to import (US\$ per container)	1,810
Procedures (number)	16	Depth of credit information index (0-6)	5		
Time (days)	156	Public registry coverage (% of adults)	22.2	<b>Enforcing contracts</b> (rank)	138
Cost (% of income per capita)	2,986.0	Private bureau coverage (% of adults)	0.0	Procedures (number)	53
				Time (days)	420
<b>Getting electricity</b> (rank)	116	✓ <b>Protecting investors</b> (rank)	100	Cost (% of claim)	33.0
Procedures (number)	7	Extent of disclosure index (0-10)	6		
Time (days)	48	Extent of director liability index (0-10)	6	<b>Resolving insolvency</b> (rank)	87
Cost (% of income per capita)	915.4	Ease of shareholder suits index (0-10)	3	Time (years)	2.0
		Strength of investor protection index (0-10)	5.0	Cost (% of estate)	15
				Recovery rate (cents on the dollar)	34.7
		<b>Paying taxes</b> (rank)	44		
		Payments (number per year)	33		
		Time (hours per year)	164		
		Total tax rate (% of profit)	15.4		

Note: Most indicator sets refer to a case scenario in an economy's largest business city. For more details, see the data notes.

✓ Reform making it easier to do business ✗ Reform making it more difficult to do business

<b>KUWAIT</b>		Middle East & North Africa	GNI per capita (US\$)	47,982	
Ease of doing business (rank)		High income	Population (m)		
			2.8		
<b>Starting a business (rank)</b>	142	<b>Registering property (rank)</b>	89	<b>Trading across borders (rank)</b>	113
Procedures (number)	12	Procedures (number)	8	Documents to export (number)	7
Time (days)	32	Time (days)	47	Time to export (days)	16
Cost (% of income per capita)	1.1	Cost (% of property value)	0.5	Cost to export (US\$ per container)	1,085
Minimum capital (% of income per capita)	56.7			Documents to import (number)	10
		<b>Getting credit (rank)</b>	104	Time to import (days)	19
<b>Dealing with construction permits (rank)</b>	119	Strength of legal rights index (0-10)	4	Cost to import (US\$ per container)	1,242
Procedures (number)	24	Depth of credit information index (0-6)	4		
Time (days)	130	Public registry coverage (% of adults)	0.0	<b>Enforcing contracts (rank)</b>	117
Cost (% of income per capita)	96.1	Private bureau coverage (% of adults)	31.0	Procedures (number)	50
				Time (days)	566
<b>Getting electricity (rank)</b>	55	<b>Protecting investors (rank)</b>	32	Cost (% of claim)	18.8
Procedures (number)	7	Extent of disclosure index (0-10)	7		
Time (days)	42	Extent of director liability index (0-10)	7	<b>Resolving insolvency (rank)</b>	92
Cost (% of income per capita)	43.6	Ease of shareholder suits index (0-10)	5	Time (years)	4.2
		Strength of investor protection index (0-10)	6.3	Cost (% of estate)	10
				Recovery rate (cents on the dollar)	31.7
		<b>Paying taxes (rank)</b>	11		
		Payments (number per year)	12		
		Time (hours per year)	98		
		Total tax rate (% of profit)	10.7		
<b>KYRGYZ REPUBLIC</b>		Eastern Europe & Central Asia	GNI per capita (US\$)	920	
Ease of doing business (rank)		Low income	Population (m)		
			5.5		
<b>Starting a business (rank)</b>	15	<b>Registering property (rank)</b>	11	<b>Trading across borders (rank)</b>	174
Procedures (number)	2	Procedures (number)	4	Documents to export (number)	8
Time (days)	10	Time (days)	5	Time to export (days)	63
Cost (% of income per capita)	2.8	Cost (% of property value)	1.8	Cost to export (US\$ per container)	4,160
Minimum capital (% of income per capita)	0.0			Documents to import (number)	10
		<b>Getting credit (rank)</b>	12	Time to import (days)	75
<b>Dealing with construction permits (rank)</b>	67	Strength of legal rights index (0-10)	10	Cost to import (US\$ per container)	4,700
Procedures (number)	12	Depth of credit information index (0-6)	4		
Time (days)	142	Public registry coverage (% of adults)	0.0	<b>Enforcing contracts (rank)</b>	47
Cost (% of income per capita)	140.6	Private bureau coverage (% of adults)	24.6	Procedures (number)	38
				Time (days)	260
<b>Getting electricity (rank)</b>	177	<b>Protecting investors (rank)</b>	13	Cost (% of claim)	29.0
Procedures (number)	7	Extent of disclosure index (0-10)	8		
Time (days)	159	Extent of director liability index (0-10)	7	<b>Resolving insolvency (rank)</b>	155
Cost (% of income per capita)	2,428.6	Ease of shareholder suits index (0-10)	8	Time (years)	4.0
		Strength of investor protection index (0-10)	7.7	Cost (% of estate)	15
				Recovery rate (cents on the dollar)	9.1
		<b>Paying taxes (rank)</b>	168		
		Payments (number per year)	51		
		Time (hours per year)	210		
		Total tax rate (% of profit)	68.9		
<b>LAO PDR</b>		East Asia & Pacific	GNI per capita (US\$)	1,130	
Ease of doing business (rank)		Lower middle income	Population (m)		
			6.3		
✓ <b>Starting a business (rank)</b>	81	<b>Registering property (rank)</b>	74	✓ <b>Trading across borders (rank)</b>	160
Procedures (number)	6	Procedures (number)	5	Documents to export (number)	10
Time (days)	92	Time (days)	98	Time to export (days)	26
Cost (% of income per capita)	7.1	Cost (% of property value)	1.1	Cost to export (US\$ per container)	2,140
Minimum capital (% of income per capita)	0.0			Documents to import (number)	10
		<b>Getting credit (rank)</b>	167	Time to import (days)	26
<b>Dealing with construction permits (rank)</b>	87	Strength of legal rights index (0-10)	4	Cost to import (US\$ per container)	2,125
Procedures (number)	23	Depth of credit information index (0-6)	0		
Time (days)	108	Public registry coverage (% of adults)	0.0	<b>Enforcing contracts (rank)</b>	114
Cost (% of income per capita)	48.6	Private bureau coverage (% of adults)	0.0	Procedures (number)	42
				Time (days)	443
<b>Getting electricity (rank)</b>	138	<b>Protecting investors (rank)</b>	184	Cost (% of claim)	31.6
Procedures (number)	5	Extent of disclosure index (0-10)	2		
Time (days)	134	Extent of director liability index (0-10)	1	<b>Resolving insolvency (rank)</b>	185
Cost (% of income per capita)	2,130.5	Ease of shareholder suits index (0-10)	2	Time (years)	NO PRACTICE
		Strength of investor protection index (0-10)	1.7	Cost (% of estate)	NO PRACTICE
				Recovery rate (cents on the dollar)	0.0
		✓ <b>Paying taxes (rank)</b>	126		
		Payments (number per year)	34		
		Time (hours per year)	362		
		Total tax rate (% of profit)	33.3		

Note: Most indicator sets refer to a case scenario in an economy's largest business city. For more details, see the data notes.



✓ Reform making it easier to do business ✗ Reform making it more difficult to do business

<b>LATVIA</b>		Eastern Europe & Central Asia		GNI per capita (US\$)	12,350
Ease of doing business (rank)		Upper middle income		Population (m)	
<b>Starting a business</b> (rank)	59	<b>Registering property</b> (rank)	31	<b>Trading across borders</b> (rank)	16
Procedures (number)	4	Procedures (number)	5	Documents to export (number)	5
Time (days)	16	Time (days)	18	Time to export (days)	10
Cost (% of income per capita)	2.3	Cost (% of property value)	2.0	Cost to export (US\$ per container)	600
Minimum capital (% of income per capita)	0.0			Documents to import (number)	6
		<b>Getting credit</b> (rank)	4	Time to import (days)	11
<b>Dealing with construction permits</b> (rank)	113	Strength of legal rights index (0-10)	10	Cost to import (US\$ per container)	801
Procedures (number)	21	Depth of credit information index (0-6)	5		
Time (days)	203	Public registry coverage (% of adults)	63.8	<b>Enforcing contracts</b> (rank)	24
Cost (% of income per capita)	18.6	Private bureau coverage (% of adults)	0.0	Procedures (number)	27
				Time (days)	469
<b>Getting electricity</b> (rank)	83	<b>Protecting investors</b> (rank)	70	Cost (% of claim)	23.1
Procedures (number)	5	Extent of disclosure index (0-10)	5		
Time (days)	108	Extent of director liability index (0-10)	4	<b>Resolving insolvency</b> (rank)	33
Cost (% of income per capita)	389.1	Ease of shareholder suits index (0-10)	8	Time (years)	3.0
		Strength of investor protection index (0-10)	5.7	Cost (% of estate)	13
				Recovery rate (cents on the dollar)	59.8
		<b>Paying taxes</b> (rank)	52		
		Payments (number per year)	7		
		Time (hours per year)	264		
		Total tax rate (% of profit)	36.6		
<b>LEBANON</b>		Middle East & North Africa		GNI per capita (US\$)	9,110
Ease of doing business (rank)		Upper middle income		Population (m)	
<b>Starting a business</b> (rank)	114	<b>Registering property</b> (rank)	108	<b>Trading across borders</b> (rank)	95
Procedures (number)	5	Procedures (number)	8	Documents to export (number)	5
Time (days)	9	Time (days)	25	Time to export (days)	22
Cost (% of income per capita)	67.0	Cost (% of property value)	5.8	Cost to export (US\$ per container)	1,080
Minimum capital (% of income per capita)	35.2			Documents to import (number)	7
		<b>Getting credit</b> (rank)	104	Time to import (days)	30
<b>Dealing with construction permits</b> (rank)	172	Strength of legal rights index (0-10)	3	Cost to import (US\$ per container)	1,365
Procedures (number)	19	Depth of credit information index (0-6)	5		
Time (days)	219	Public registry coverage (% of adults)	18.6	<b>Enforcing contracts</b> (rank)	121
Cost (% of income per capita)	301.8	Private bureau coverage (% of adults)	0.0	Procedures (number)	37
				Time (days)	721
<b>Getting electricity</b> (rank)	47	<b>Protecting investors</b> (rank)	100	Cost (% of claim)	30.8
Procedures (number)	5	Extent of disclosure index (0-10)	9		
Time (days)	75	Extent of director liability index (0-10)	1	<b>Resolving insolvency</b> (rank)	131
Cost (% of income per capita)	99.5	Ease of shareholder suits index (0-10)	5	Time (years)	4.0
		Strength of investor protection index (0-10)	5.0	Cost (% of estate)	22
				Recovery rate (cents on the dollar)	20.9
		<b>Paying taxes</b> (rank)	37		
		Payments (number per year)	19		
		Time (hours per year)	180		
		Total tax rate (% of profit)	30.2		
<b>LESOTHO</b>		Sub-Saharan Africa		GNI per capita (US\$)	1,220
Ease of doing business (rank)		Lower middle income		Population (m)	
✓ <b>Starting a business</b> (rank)	79	<b>Registering property</b> (rank)	157	<b>Trading across borders</b> (rank)	144
Procedures (number)	7	Procedures (number)	6	Documents to export (number)	7
Time (days)	24	Time (days)	101	Time to export (days)	31
Cost (% of income per capita)	13.0	Cost (% of property value)	7.9	Cost to export (US\$ per container)	1,695
Minimum capital (% of income per capita)	0.0			Documents to import (number)	7
		<b>Getting credit</b> (rank)	154	Time to import (days)	35
<b>Dealing with construction permits</b> (rank)	140	Strength of legal rights index (0-10)	6	Cost to import (US\$ per container)	1,945
Procedures (number)	11	Depth of credit information index (0-6)	0		
Time (days)	330	Public registry coverage (% of adults)	0.0	<b>Enforcing contracts</b> (rank)	139
Cost (% of income per capita)	950.4	Private bureau coverage (% of adults)	0.0	Procedures (number)	41
				Time (days)	615
<b>Getting electricity</b> (rank)	133	✓ <b>Protecting investors</b> (rank)	100	Cost (% of claim)	31.3
Procedures (number)	5	Extent of disclosure index (0-10)	3		
Time (days)	125	Extent of director liability index (0-10)	4	<b>Resolving insolvency</b> (rank)	75
Cost (% of income per capita)	2,275.9	Ease of shareholder suits index (0-10)	8	Time (years)	2.6
		Strength of investor protection index (0-10)	5.0	Cost (% of estate)	8
				Recovery rate (cents on the dollar)	37.6
		<b>Paying taxes</b> (rank)	95		
		Payments (number per year)	33		
		Time (hours per year)	324		
		Total tax rate (% of profit)	16.0		

Note: Most indicator sets refer to a case scenario in an economy's largest business city. For more details, see the data notes.

✓ Reform making it easier to do business ✗ Reform making it more difficult to do business

<b>LIBERIA</b>		Sub-Saharan Africa		GNI per capita (US\$)	240
Ease of doing business (rank)		Low income		Population (m)	
<b>Starting a business (rank)</b>	38	<b>Registering property (rank)</b>	178	<b>Trading across borders (rank)</b>	137
Procedures (number)	4	Procedures (number)	10	Documents to export (number)	10
Time (days)	6	Time (days)	50	Time to export (days)	15
Cost (% of income per capita)	52.7	Cost (% of property value)	13.1	Cost to export (US\$ per container)	1,220
Minimum capital (% of income per capita)	0.0			Documents to import (number)	11
		<b>Getting credit (rank)</b>	104	Time to import (days)	28
<b>Dealing with construction permits (rank)</b>	126	Strength of legal rights index (0-10)	7	Cost to import (US\$ per container)	1,320
Procedures (number)	23	Depth of credit information index (0-6)	1		
Time (days)	75	Public registry coverage (% of adults)	1.1	✓ <b>Enforcing contracts (rank)</b>	163
Cost (% of income per capita)	559.7	Private bureau coverage (% of adults)	0.0	Procedures (number)	40
				Time (days)	1,280
✓ <b>Getting electricity (rank)</b>	145	<b>Protecting investors (rank)</b>	150	Cost (% of claim)	35.0
Procedures (number)	4	Extent of disclosure index (0-10)	4		
Time (days)	465	Extent of director liability index (0-10)	1	<b>Resolving insolvency (rank)</b>	159
Cost (% of income per capita)	3,528.6	Ease of shareholder suits index (0-10)	6	Time (years)	3.0
		Strength of investor protection index (0-10)	3.7	Cost (% of estate)	43
				Recovery rate (cents on the dollar)	8.5
		✓ <b>Paying taxes (rank)</b>	45		
		Payments (number per year)	33		
		Time (hours per year)	158		
		Total tax rate (% of profit)	27.4		
<b>LITHUANIA</b>		Eastern Europe & Central Asia		GNI per capita (US\$)	12,280
Ease of doing business (rank)		Upper middle income		Population (m)	
✓ <b>Starting a business (rank)</b>	107	<b>Registering property (rank)</b>	5	<b>Trading across borders (rank)</b>	24
Procedures (number)	7	Procedures (number)	3	Documents to export (number)	5
Time (days)	20	Time (days)	3	Time to export (days)	9
Cost (% of income per capita)	1.1	Cost (% of property value)	0.8	Cost to export (US\$ per container)	825
Minimum capital (% of income per capita)	31.3			Documents to import (number)	6
		<b>Getting credit (rank)</b>	53	Time to import (days)	8
<b>Dealing with construction permits (rank)</b>	48	Strength of legal rights index (0-10)	5	Cost to import (US\$ per container)	980
Procedures (number)	15	Depth of credit information index (0-6)	6		
Time (days)	142	Public registry coverage (% of adults)	24.4	<b>Enforcing contracts (rank)</b>	14
Cost (% of income per capita)	22.3	Private bureau coverage (% of adults)	81.2	Procedures (number)	30
				Time (days)	275
<b>Getting electricity (rank)</b>	75	<b>Protecting investors (rank)</b>	70	Cost (% of claim)	23.6
Procedures (number)	5	Extent of disclosure index (0-10)	7		
Time (days)	148	Extent of director liability index (0-10)	4	✓ <b>Resolving insolvency (rank)</b>	40
Cost (% of income per capita)	55.4	Ease of shareholder suits index (0-10)	6	Time (years)	1.5
		Strength of investor protection index (0-10)	5.7	Cost (% of estate)	7
				Recovery rate (cents on the dollar)	51.0
		<b>Paying taxes (rank)</b>	60		
		Payments (number per year)	11		
		Time (hours per year)	175		
		Total tax rate (% of profit)	43.7		
<b>LUXEMBOURG</b>		OECD high income		GNI per capita (US\$)	78,130
Ease of doing business (rank)		High income		Population (m)	
<b>Starting a business (rank)</b>	93	<b>Registering property (rank)</b>	134	<b>Trading across borders (rank)</b>	32
Procedures (number)	6	Procedures (number)	8	Documents to export (number)	5
Time (days)	19	Time (days)	29	Time to export (days)	7
Cost (% of income per capita)	1.9	Cost (% of property value)	10.1	Cost to export (US\$ per container)	1,420
Minimum capital (% of income per capita)	20.9			Documents to import (number)	4
		<b>Getting credit (rank)</b>	159	Time to import (days)	7
<b>Dealing with construction permits (rank)</b>	33	Strength of legal rights index (0-10)	5	Cost to import (US\$ per container)	1,420
Procedures (number)	12	Depth of credit information index (0-6)	0		
Time (days)	157	Public registry coverage (% of adults)	0.0	<b>Enforcing contracts (rank)</b>	1
Cost (% of income per capita)	19.2	Private bureau coverage (% of adults)	0.0	Procedures (number)	26
				Time (days)	321
<b>Getting electricity (rank)</b>	63	<b>Protecting investors (rank)</b>	128	Cost (% of claim)	9.7
Procedures (number)	5	Extent of disclosure index (0-10)	6		
Time (days)	120	Extent of director liability index (0-10)	4	<b>Resolving insolvency (rank)</b>	52
Cost (% of income per capita)	58.0	Ease of shareholder suits index (0-10)	3	Time (years)	2.0
		Strength of investor protection index (0-10)	4.3	Cost (% of estate)	15
				Recovery rate (cents on the dollar)	43.5
		<b>Paying taxes (rank)</b>	14		
		Payments (number per year)	23		
		Time (hours per year)	59		
		Total tax rate (% of profit)	21.0		

Note: Most indicator sets refer to a case scenario in an economy's largest business city. For more details, see the data notes.

✓ Reform making it easier to do business ✗ Reform making it more difficult to do business

<b>MACEDONIA, FYR</b>		Eastern Europe & Central Asia		GNI per capita (US\$)	4,730
Ease of doing business (rank)		Upper middle income		Population (m)	2.1
✓ <b>Starting a business</b> (rank)	5	<b>Registering property</b> (rank)	50	<b>Trading across borders</b> (rank)	76
Procedures (number)	2	Procedures (number)	4	Documents to export (number)	6
Time (days)	2	Time (days)	40	Time to export (days)	12
Cost (% of income per capita)	1.9	Cost (% of property value)	3.2	Cost to export (US\$ per container)	1,376
Minimum capital (% of income per capita)	0.0			Documents to import (number)	6
		<b>Getting credit</b> (rank)	23	Time to import (days)	11
<b>Dealing with construction permits</b> (rank)	65	Strength of legal rights index (0-10)	7	Cost to import (US\$ per container)	1,380
Procedures (number)	10	Depth of credit information index (0-6)	6		
Time (days)	117	Public registry coverage (% of adults)	34.8	<b>Enforcing contracts</b> (rank)	59
Cost (% of income per capita)	517.8	Private bureau coverage (% of adults)	72.2	Procedures (number)	37
				Time (days)	370
<b>Getting electricity</b> (rank)	101	<b>Protecting investors</b> (rank)	19	Cost (% of claim)	31.1
Procedures (number)	5	Extent of disclosure index (0-10)	9		
Time (days)	151	Extent of director liability index (0-10)	7	<b>Resolving insolvency</b> (rank)	60
Cost (% of income per capita)	296.1	Ease of shareholder suits index (0-10)	5	Time (years)	2.0
		Strength of investor protection index (0-10)	7.0	Cost (% of estate)	10
				Recovery rate (cents on the dollar)	42.2
		<b>Paying taxes</b> (rank)	24		
		Payments (number per year)	29		
		Time (hours per year)	119		
		Total tax rate (% of profit)	9.4		
<b>MADAGASCAR</b>		Sub-Saharan Africa		GNI per capita (US\$)	430
Ease of doing business (rank)		Low income		Population (m)	21.3
✓ <b>Starting a business</b> (rank)	17	<b>Registering property</b> (rank)	147	<b>Trading across borders</b> (rank)	112
Procedures (number)	2	Procedures (number)	6	Documents to export (number)	4
Time (days)	8	Time (days)	74	Time to export (days)	21
Cost (% of income per capita)	10.8	Cost (% of property value)	10.5	Cost to export (US\$ per container)	1,197
Minimum capital (% of income per capita)	0.0			Documents to import (number)	9
		<b>Getting credit</b> (rank)	180	Time to import (days)	24
<b>Dealing with construction permits</b> (rank)	148	Strength of legal rights index (0-10)	2	Cost to import (US\$ per container)	1,555
Procedures (number)	16	Depth of credit information index (0-6)	0		
Time (days)	172	Public registry coverage (% of adults)	0.1	<b>Enforcing contracts</b> (rank)	156
Cost (% of income per capita)	1,116.9	Private bureau coverage (% of adults)	0.0	Procedures (number)	38
				Time (days)	871
<b>Getting electricity</b> (rank)	183	<b>Protecting investors</b> (rank)	70	Cost (% of claim)	42.4
Procedures (number)	6	Extent of disclosure index (0-10)	5		
Time (days)	450	Extent of director liability index (0-10)	6	<b>Resolving insolvency</b> (rank)	151
Cost (% of income per capita)	9,056.7	Ease of shareholder suits index (0-10)	6	Time (years)	2.0
		Strength of investor protection index (0-10)	5.7	Cost (% of estate)	30
				Recovery rate (cents on the dollar)	12.9
		<b>Paying taxes</b> (rank)	68		
		Payments (number per year)	23		
		Time (hours per year)	201		
		Total tax rate (% of profit)	36.0		
<b>MALAWI</b>		Sub-Saharan Africa		GNI per capita (US\$)	340
Ease of doing business (rank)		Low income		Population (m)	15.4
<b>Starting a business</b> (rank)	141	<b>Registering property</b> (rank)	97	✓ <b>Trading across borders</b> (rank)	168
Procedures (number)	10	Procedures (number)	6	Documents to export (number)	10
Time (days)	39	Time (days)	69	Time to export (days)	34
Cost (% of income per capita)	83.7	Cost (% of property value)	3.6	Cost to export (US\$ per container)	2,175
Minimum capital (% of income per capita)	0.0			Documents to import (number)	9
		<b>Getting credit</b> (rank)	129	Time to import (days)	43
<b>Dealing with construction permits</b> (rank)	175	Strength of legal rights index (0-10)	7	Cost to import (US\$ per container)	2,870
Procedures (number)	18	Depth of credit information index (0-6)	0		
Time (days)	200	Public registry coverage (% of adults)	0.0	<b>Enforcing contracts</b> (rank)	144
Cost (% of income per capita)	1,198.3	Private bureau coverage (% of adults)	0.0	Procedures (number)	42
				Time (days)	432
<b>Getting electricity</b> (rank)	179	<b>Protecting investors</b> (rank)	82	Cost (% of claim)	94.1
Procedures (number)	6	Extent of disclosure index (0-10)	4		
Time (days)	222	Extent of director liability index (0-10)	7	<b>Resolving insolvency</b> (rank)	134
Cost (% of income per capita)	8,854.9	Ease of shareholder suits index (0-10)	5	Time (years)	2.6
		Strength of investor protection index (0-10)	5.3	Cost (% of estate)	25
				Recovery rate (cents on the dollar)	18.5
		✗ <b>Paying taxes</b> (rank)	58		
		Payments (number per year)	26		
		Time (hours per year)	175		
		Total tax rate (% of profit)	34.7		

Note: Most indicator sets refer to a case scenario in an economy's largest business city. For more details, see the data notes.

✓ Reform making it easier to do business ✗ Reform making it more difficult to do business

<b>MALAYSIA</b>		East Asia & Pacific		GNI per capita (US\$)	8,420
Ease of doing business (rank)		Upper middle income		Population (m)	
<b>Starting a business (rank)</b>	54	✓ <b>Registering property (rank)</b>	33	<b>Trading across borders (rank)</b>	11
Procedures (number)	3	Procedures (number)	5	Documents to export (number)	5
Time (days)	6	Time (days)	14	Time to export (days)	11
Cost (% of income per capita)	15.1	Cost (% of property value)	3.3	Cost to export (US\$ per container)	435
Minimum capital (% of income per capita)	0.0			Documents to import (number)	6
		<b>Getting credit (rank)</b>	1	Time to import (days)	8
✓ <b>Dealing with construction permits (rank)</b>	96	Strength of legal rights index (0-10)	10	Cost to import (US\$ per container)	420
Procedures (number)	37	Depth of credit information index (0-6)	6		
Time (days)	140	Public registry coverage (% of adults)	56.1	<b>Enforcing contracts (rank)</b>	33
Cost (% of income per capita)	17.5	Private bureau coverage (% of adults)	81.8	Procedures (number)	29
				Time (days)	425
<b>Getting electricity (rank)</b>	28	<b>Protecting investors (rank)</b>	4	Cost (% of claim)	27.5
Procedures (number)	5	Extent of disclosure index (0-10)	10		
Time (days)	46	Extent of director liability index (0-10)	9	<b>Resolving insolvency (rank)</b>	49
Cost (% of income per capita)	53.9	Ease of shareholder suits index (0-10)	7	Time (years)	1.5
		Strength of investor protection index (0-10)	8.7	Cost (% of estate)	15
				Recovery rate (cents on the dollar)	44.7
		<b>Paying taxes (rank)</b>	15		
		Payments (number per year)	13		
		Time (hours per year)	133		
		Total tax rate (% of profit)	24.5		
<b>MALDIVES</b>		South Asia		GNI per capita (US\$)	6,530
Ease of doing business (rank)		Upper middle income		Population (m)	
<b>Starting a business (rank)</b>	63	<b>Registering property (rank)</b>	151	<b>Trading across borders (rank)</b>	138
Procedures (number)	5	Procedures (number)	6	Documents to export (number)	8
Time (days)	9	Time (days)	57	Time to export (days)	21
Cost (% of income per capita)	6.7	Cost (% of property value)	16.1	Cost to export (US\$ per container)	1,550
Minimum capital (% of income per capita)	2.2			Documents to import (number)	9
		<b>Getting credit (rank)</b>	167	Time to import (days)	22
<b>Dealing with construction permits (rank)</b>	19	Strength of legal rights index (0-10)	4	Cost to import (US\$ per container)	1,526
Procedures (number)	8	Depth of credit information index (0-6)	0		
Time (days)	174	Public registry coverage (% of adults)	0.0	<b>Enforcing contracts (rank)</b>	92
Cost (% of income per capita)	8.2	Private bureau coverage (% of adults)	0.0	Procedures (number)	41
				Time (days)	665
<b>Getting electricity (rank)</b>	120	<b>Protecting investors (rank)</b>	82	Cost (% of claim)	16.5
Procedures (number)	6	Extent of disclosure index (0-10)	0		
Time (days)	108	Extent of director liability index (0-10)	8	<b>Resolving insolvency (rank)</b>	41
Cost (% of income per capita)	380.5	Ease of shareholder suits index (0-10)	8	Time (years)	1.5
		Strength of investor protection index (0-10)	5.3	Cost (% of estate)	4
				Recovery rate (cents on the dollar)	50.6
		✗ <b>Paying taxes (rank)</b>	57		
		Payments (number per year)	17		
		Time (hours per year)	252		
		Total tax rate (% of profit)	30.7		
<b>MALI</b>		Sub-Saharan Africa		GNI per capita (US\$)	610
Ease of doing business (rank)		Low income		Population (m)	
<b>Starting a business (rank)</b>	118	<b>Registering property (rank)</b>	91	<b>Trading across borders (rank)</b>	152
Procedures (number)	4	Procedures (number)	5	Documents to export (number)	6
Time (days)	8	Time (days)	29	Time to export (days)	26
Cost (% of income per capita)	86.2	Cost (% of property value)	12.0	Cost to export (US\$ per container)	2,202
Minimum capital (% of income per capita)	331.9			Documents to import (number)	9
		<b>Getting credit (rank)</b>	129	Time to import (days)	31
<b>Dealing with construction permits (rank)</b>	99	Strength of legal rights index (0-10)	6	Cost to import (US\$ per container)	3,067
Procedures (number)	11	Depth of credit information index (0-6)	1		
Time (days)	179	Public registry coverage (% of adults)	3.3	<b>Enforcing contracts (rank)</b>	133
Cost (% of income per capita)	418.6	Private bureau coverage (% of adults)	0.0	Procedures (number)	36
				Time (days)	620
<b>Getting electricity (rank)</b>	115	<b>Protecting investors (rank)</b>	150	Cost (% of claim)	52.0
Procedures (number)	4	Extent of disclosure index (0-10)	6		
Time (days)	120	Extent of director liability index (0-10)	1	<b>Resolving insolvency (rank)</b>	120
Cost (% of income per capita)	4,187.8	Ease of shareholder suits index (0-10)	4	Time (years)	3.6
		Strength of investor protection index (0-10)	3.7	Cost (% of estate)	18
				Recovery rate (cents on the dollar)	25.0
		✓ <b>Paying taxes (rank)</b>	166		
		Payments (number per year)	45		
		Time (hours per year)	270		
		Total tax rate (% of profit)	51.7		

Note: Most indicator sets refer to a case scenario in an economy's largest business city. For more details, see the data notes.

✓ Reform making it easier to do business ✗ Reform making it more difficult to do business

<b>MALTA</b>		Middle East & North Africa	GNI per capita (US\$)	21,028
Ease of doing business (rank)		High income	Population (m)	
<b>Starting a business</b> (rank)	150	<b>Registering property</b> (rank)	80	<b>Trading across borders</b> (rank)
Procedures (number)	11	Procedures (number)	7	Documents to export (number)
Time (days)	40	Time (days)	15	Time to export (days)
Cost (% of income per capita)	8.9	Cost (% of property value)	5.2	Cost to export (US\$ per container)
Minimum capital (% of income per capita)	1.5			Documents to import (number)
		<b>Getting credit</b> (rank)	176	Time to import (days)
<b>Dealing with construction permits</b> (rank)	167	Strength of legal rights index (0-10)	3	Cost to import (US\$ per container)
Procedures (number)	18	Depth of credit information index (0-6)	0	
Time (days)	237	Public registry coverage (% of adults)	0.0	<b>Enforcing contracts</b> (rank)
Cost (% of income per capita)	243.9	Private bureau coverage (% of adults)	0.0	Procedures (number)
				Time (days)
<b>Getting electricity</b> (rank)	111	<b>Protecting investors</b> (rank)	70	Cost (% of claim)
Procedures (number)	5	Extent of disclosure index (0-10)	3	
Time (days)	136	Extent of director liability index (0-10)	6	<b>Resolving insolvency</b> (rank)
Cost (% of income per capita)	463.6	Ease of shareholder suits index (0-10)	8	Time (years)
		Strength of investor protection index (0-10)	5.7	Cost (% of estate)
				Recovery rate (cents on the dollar)
		<b>Paying taxes</b> (rank)	27	
		Payments (number per year)	6	
		Time (hours per year)	139	
		Total tax rate (% of profit)	41.6	
<b>MARSHALL ISLANDS</b>		East Asia & Pacific	GNI per capita (US\$)	3,910
Ease of doing business (rank)		Lower middle income	Population (m)	
<b>Starting a business</b> (rank)	48	<b>Registering property</b> (rank)	185	<b>Trading across borders</b> (rank)
Procedures (number)	5	Procedures (number)	NO PRACTICE	Documents to export (number)
Time (days)	17	Time (days)	NO PRACTICE	Time to export (days)
Cost (% of income per capita)	13.6	Cost (% of property value)	NO PRACTICE	Cost to export (US\$ per container)
Minimum capital (% of income per capita)	0.0			Documents to import (number)
		<b>Getting credit</b> (rank)	83	Time to import (days)
<b>Dealing with construction permits</b> (rank)	4	Strength of legal rights index (0-10)	9	Cost to import (US\$ per container)
Procedures (number)	8	Depth of credit information index (0-6)	0	
Time (days)	87	Public registry coverage (% of adults)	0.0	<b>Enforcing contracts</b> (rank)
Cost (% of income per capita)	22.3	Private bureau coverage (% of adults)	0.0	Procedures (number)
				Time (days)
<b>Getting electricity</b> (rank)	73	<b>Protecting investors</b> (rank)	158	Cost (% of claim)
Procedures (number)	5	Extent of disclosure index (0-10)	2	
Time (days)	67	Extent of director liability index (0-10)	0	<b>Resolving insolvency</b> (rank)
Cost (% of income per capita)	772.4	Ease of shareholder suits index (0-10)	8	Time (years)
		Strength of investor protection index (0-10)	3.3	Cost (% of estate)
				Recovery rate (cents on the dollar)
		<b>Paying taxes</b> (rank)	92	
		Payments (number per year)	21	
		Time (hours per year)	128	
		Total tax rate (% of profit)	64.9	
<b>MAURITANIA</b>		Sub-Saharan Africa	GNI per capita (US\$)	1,000
Ease of doing business (rank)		Low income	Population (m)	
<b>Starting a business</b> (rank)	160	<b>Registering property</b> (rank)	65	<b>Trading across borders</b> (rank)
Procedures (number)	9	Procedures (number)	4	Documents to export (number)
Time (days)	19	Time (days)	49	Time to export (days)
Cost (% of income per capita)	47.6	Cost (% of property value)	4.7	Cost to export (US\$ per container)
Minimum capital (% of income per capita)	327.9			Documents to import (number)
		<b>Getting credit</b> (rank)	167	Time to import (days)
<b>Dealing with construction permits</b> (rank)	115	Strength of legal rights index (0-10)	3	Cost to import (US\$ per container)
Procedures (number)	16	Depth of credit information index (0-6)	1	
Time (days)	82	Public registry coverage (% of adults)	0.5	<b>Enforcing contracts</b> (rank)
Cost (% of income per capita)	2,796.6	Private bureau coverage (% of adults)	0.0	Procedures (number)
				Time (days)
<b>Getting electricity</b> (rank)	121	<b>Protecting investors</b> (rank)	150	Cost (% of claim)
Procedures (number)	5	Extent of disclosure index (0-10)	5	
Time (days)	75	Extent of director liability index (0-10)	3	<b>Resolving insolvency</b> (rank)
Cost (% of income per capita)	7,516.9	Ease of shareholder suits index (0-10)	3	Time (years)
		Strength of investor protection index (0-10)	3.7	Cost (% of estate)
				Recovery rate (cents on the dollar)
		<b>Paying taxes</b> (rank)	177	
		Payments (number per year)	37	
		Time (hours per year)	696	
		Total tax rate (% of profit)	68.2	

Note: Most indicator sets refer to a case scenario in an economy's largest business city. For more details, see the data notes.

✓ Reform making it easier to do business ✗ Reform making it more difficult to do business

<b>MAURITIUS</b>		Sub-Saharan Africa		GNI per capita (US\$)	8,240
Ease of doing business (rank)		Upper middle income		Population (m)	
<b>Starting a business (rank)</b>	14	✓ <b>Registering property (rank)</b>	60	<b>Trading across borders (rank)</b>	15
Procedures (number)	5	Procedures (number)	4	Documents to export (number)	5
Time (days)	6	Time (days)	15	Time to export (days)	10
Cost (% of income per capita)	3.3	Cost (% of property value)	10.6	Cost to export (US\$ per container)	660
Minimum capital (% of income per capita)	0.0			Documents to import (number)	6
		✓ <b>Getting credit (rank)</b>	53	Time to import (days)	10
<b>Dealing with construction permits (rank)</b>	62	Strength of legal rights index (0-10)	6	Cost to import (US\$ per container)	695
Procedures (number)	16	Depth of credit information index (0-6)	5		
Time (days)	143	Public registry coverage (% of adults)	56.3	<b>Enforcing contracts (rank)</b>	58
Cost (% of income per capita)	28.5	Private bureau coverage (% of adults)	0.0	Procedures (number)	36
				Time (days)	645
<b>Getting electricity (rank)</b>	44	<b>Protecting investors (rank)</b>	13	Cost (% of claim)	16.3
Procedures (number)	4	Extent of disclosure index (0-10)	6		
Time (days)	84	Extent of director liability index (0-10)	8	<b>Resolving insolvency (rank)</b>	64
Cost (% of income per capita)	295.1	Ease of shareholder suits index (0-10)	9	Time (years)	1.7
		Strength of investor protection index (0-10)	7.7	Cost (% of estate)	15
				Recovery rate (cents on the dollar)	40.9
		<b>Paying taxes (rank)</b>	12		
		Payments (number per year)	7		
		Time (hours per year)	161		
		Total tax rate (% of profit)	28.5		
<b>MEXICO</b>		Latin America & Caribbean		GNI per capita (US\$)	9,240
Ease of doing business (rank)		Upper middle income		Population (m)	
✓ <b>Starting a business (rank)</b>	36	<b>Registering property (rank)</b>	141	<b>Trading across borders (rank)</b>	61
Procedures (number)	6	Procedures (number)	7	Documents to export (number)	5
Time (days)	9	Time (days)	74	Time to export (days)	12
Cost (% of income per capita)	10.1	Cost (% of property value)	5.3	Cost to export (US\$ per container)	1,450
Minimum capital (% of income per capita)	0.0			Documents to import (number)	4
		<b>Getting credit (rank)</b>	40	Time to import (days)	12
<b>Dealing with construction permits (rank)</b>	36	Strength of legal rights index (0-10)	6	Cost to import (US\$ per container)	1,780
Procedures (number)	10	Depth of credit information index (0-6)	6		
Time (days)	69	Public registry coverage (% of adults)	0.0	<b>Enforcing contracts (rank)</b>	76
Cost (% of income per capita)	322.7	Private bureau coverage (% of adults)	99.2	Procedures (number)	38
				Time (days)	415
✓ <b>Getting electricity (rank)</b>	130	<b>Protecting investors (rank)</b>	49	Cost (% of claim)	31.0
Procedures (number)	7	Extent of disclosure index (0-10)	8		
Time (days)	95	Extent of director liability index (0-10)	5	<b>Resolving insolvency (rank)</b>	26
Cost (% of income per capita)	382.8	Ease of shareholder suits index (0-10)	5	Time (years)	1.8
		Strength of investor protection index (0-10)	6.0	Cost (% of estate)	18
				Recovery rate (cents on the dollar)	67.3
		<b>Paying taxes (rank)</b>	107		
		Payments (number per year)	6		
		Time (hours per year)	337		
		Total tax rate (% of profit)	52.5		
<b>MICRONESIA, FED. STS.</b>		East Asia & Pacific		GNI per capita (US\$)	2,900
Ease of doing business (rank)		Lower middle income		Population (m)	
<b>Starting a business (rank)</b>	104	<b>Registering property (rank)</b>	185	<b>Trading across borders (rank)</b>	100
Procedures (number)	7	Procedures (number)	NO PRACTICE	Documents to export (number)	5
Time (days)	16	Time (days)	NO PRACTICE	Time to export (days)	30
Cost (% of income per capita)	144.2	Cost (% of property value)	NO PRACTICE	Cost to export (US\$ per container)	1,295
Minimum capital (% of income per capita)	0.0			Documents to import (number)	6
		<b>Getting credit (rank)</b>	129	Time to import (days)	30
<b>Dealing with construction permits (rank)</b>	42	Strength of legal rights index (0-10)	7	Cost to import (US\$ per container)	1,295
Procedures (number)	15	Depth of credit information index (0-6)	0		
Time (days)	114	Public registry coverage (% of adults)	0.0	<b>Enforcing contracts (rank)</b>	149
Cost (% of income per capita)	32.7	Private bureau coverage (% of adults)	0.0	Procedures (number)	34
				Time (days)	885
<b>Getting electricity (rank)</b>	53	<b>Protecting investors (rank)</b>	177	Cost (% of claim)	66.0
Procedures (number)	3	Extent of disclosure index (0-10)	0		
Time (days)	105	Extent of director liability index (0-10)	0	<b>Resolving insolvency (rank)</b>	166
Cost (% of income per capita)	424.0	Ease of shareholder suits index (0-10)	8	Time (years)	5.3
		Strength of investor protection index (0-10)	2.7	Cost (% of estate)	38
				Recovery rate (cents on the dollar)	3.4
		<b>Paying taxes (rank)</b>	85		
		Payments (number per year)	21		
		Time (hours per year)	128		
		Total tax rate (% of profit)	58.7		

Note: Most indicator sets refer to a case scenario in an economy's largest business city. For more details, see the data notes.



✓ Reform making it easier to do business ✗ Reform making it more difficult to do business

<b>MOLDOVA</b>		Eastern Europe & Central Asia		GNI per capita (US\$)	1,980
Ease of doing business (rank)		Lower middle income		Population (m)	
<b>Starting a business (rank)</b>	92	<b>Registering property (rank)</b>	16	<b>Trading across borders (rank)</b>	142
Procedures (number)	7	Procedures (number)	5	Documents to export (number)	7
Time (days)	9	Time (days)	5	Time to export (days)	32
Cost (% of income per capita)	5.7	Cost (% of property value)	0.9	Cost to export (US\$ per container)	1,545
Minimum capital (% of income per capita)	8.7			Documents to import (number)	7
		<b>Getting credit (rank)</b>	40	Time to import (days)	35
<b>Dealing with construction permits (rank)</b>	168	Strength of legal rights index (0-10)	8	Cost to import (US\$ per container)	1,870
Procedures (number)	26	Depth of credit information index (0-6)	4		
Time (days)	291	Public registry coverage (% of adults)	0.0	<b>✗ Enforcing contracts (rank)</b>	26
Cost (% of income per capita)	69.3	Private bureau coverage (% of adults)	3.9	Procedures (number)	31
				Time (days)	327
<b>Getting electricity (rank)</b>	161	<b>✓ Protecting investors (rank)</b>	82	Cost (% of claim)	28.6
Procedures (number)	7	Extent of disclosure index (0-10)	7		
Time (days)	140	Extent of director liability index (0-10)	3	<b>✓ Resolving insolvency (rank)</b>	91
Cost (% of income per capita)	578.0	Ease of shareholder suits index (0-10)	6	Time (years)	2.8
		Strength of investor protection index (0-10)	5.3	Cost (% of estate)	9
				Recovery rate (cents on the dollar)	32.0
		<b>✗ Paying taxes (rank)</b>	109		
		Payments (number per year)	48		
		Time (hours per year)	220		
		Total tax rate (% of profit)	31.2		
<b>MONGOLIA</b>		East Asia & Pacific		GNI per capita (US\$)	2,320
Ease of doing business (rank)		Lower middle income		Population (m)	
<b>✓ Starting a business (rank)</b>	39	<b>Registering property (rank)</b>	22	<b>Trading across borders (rank)</b>	175
Procedures (number)	7	Procedures (number)	5	Documents to export (number)	10
Time (days)	12	Time (days)	11	Time to export (days)	49
Cost (% of income per capita)	2.4	Cost (% of property value)	2.1	Cost to export (US\$ per container)	2,555
Minimum capital (% of income per capita)	0.0			Documents to import (number)	11
		<b>✓ Getting credit (rank)</b>	53	Time to import (days)	50
<b>Dealing with construction permits (rank)</b>	121	Strength of legal rights index (0-10)	6	Cost to import (US\$ per container)	2,710
Procedures (number)	19	Depth of credit information index (0-6)	5		
Time (days)	208	Public registry coverage (% of adults)	58.9	<b>Enforcing contracts (rank)</b>	29
Cost (% of income per capita)	39.2	Private bureau coverage (% of adults)	0.0	Procedures (number)	32
				Time (days)	314
<b>Getting electricity (rank)</b>	169	<b>✓ Protecting investors (rank)</b>	25	Cost (% of claim)	30.6
Procedures (number)	8	Extent of disclosure index (0-10)	6		
Time (days)	126	Extent of director liability index (0-10)	8	<b>Resolving insolvency (rank)</b>	127
Cost (% of income per capita)	1,012.6	Ease of shareholder suits index (0-10)	6	Time (years)	4.0
		Strength of investor protection index (0-10)	6.7	Cost (% of estate)	8
				Recovery rate (cents on the dollar)	22.7
		<b>Paying taxes (rank)</b>	70		
		Payments (number per year)	41		
		Time (hours per year)	192		
		Total tax rate (% of profit)	24.6		
<b>MONTENEGRO</b>		Eastern Europe & Central Asia		GNI per capita (US\$)	7,060
Ease of doing business (rank)		Upper middle income		Population (m)	
<b>Starting a business (rank)</b>	58	<b>Registering property (rank)</b>	117	<b>Trading across borders (rank)</b>	42
Procedures (number)	6	Procedures (number)	7	Documents to export (number)	6
Time (days)	10	Time (days)	71	Time to export (days)	14
Cost (% of income per capita)	1.6	Cost (% of property value)	3.1	Cost to export (US\$ per container)	855
Minimum capital (% of income per capita)	0.0			Documents to import (number)	6
		<b>✓ Getting credit (rank)</b>	4	Time to import (days)	14
<b>✓ Dealing with construction permits (rank)</b>	176	Strength of legal rights index (0-10)	10	Cost to import (US\$ per container)	915
Procedures (number)	16	Depth of credit information index (0-6)	5		
Time (days)	267	Public registry coverage (% of adults)	25.2	<b>Enforcing contracts (rank)</b>	135
Cost (% of income per capita)	1,169.6	Private bureau coverage (% of adults)	0.0	Procedures (number)	49
				Time (days)	545
<b>Getting electricity (rank)</b>	69	<b>Protecting investors (rank)</b>	32	Cost (% of claim)	25.7
Procedures (number)	5	Extent of disclosure index (0-10)	5		
Time (days)	71	Extent of director liability index (0-10)	8	<b>Resolving insolvency (rank)</b>	44
Cost (% of income per capita)	490.3	Ease of shareholder suits index (0-10)	6	Time (years)	1.4
		Strength of investor protection index (0-10)	6.3	Cost (% of estate)	8
				Recovery rate (cents on the dollar)	48.3
		<b>Paying taxes (rank)</b>	81		
		Payments (number per year)	29		
		Time (hours per year)	320		
		Total tax rate (% of profit)	22.3		

Note: Most indicator sets refer to a case scenario in an economy's largest business city. For more details, see the data notes.

✓ Reform making it easier to do business ✗ Reform making it more difficult to do business

<b>MOROCCO</b>		Middle East & North Africa	GNI per capita (US\$)	2,970	
Ease of doing business (rank)		Lower middle income	Population (m)		
✓ <b>Starting a business</b> (rank)	56	✗ <b>Registering property</b> (rank)	163	<b>Trading across borders</b> (rank)	47
Procedures (number)	6	Procedures (number)	8	Documents to export (number)	6
Time (days)	12	Time (days)	75	Time to export (days)	11
Cost (% of income per capita)	15.5	Cost (% of property value)	5.9	Cost to export (US\$ per container)	577
Minimum capital (% of income per capita)	0.0			Documents to import (number)	8
		<b>Getting credit</b> (rank)	104	Time to import (days)	16
<b>Dealing with construction permits</b> (rank)	79	Strength of legal rights index (0-10)	3	Cost to import (US\$ per container)	950
Procedures (number)	15	Depth of credit information index (0-6)	5		
Time (days)	97	Public registry coverage (% of adults)	0.0	<b>Enforcing contracts</b> (rank)	88
Cost (% of income per capita)	220.2	Private bureau coverage (% of adults)	17.2	Procedures (number)	40
				Time (days)	510
<b>Getting electricity</b> (rank)	92	<b>Protecting investors</b> (rank)	100	Cost (% of claim)	25.2
Procedures (number)	5	Extent of disclosure index (0-10)	7		
Time (days)	62	Extent of director liability index (0-10)	2	<b>Resolving insolvency</b> (rank)	86
Cost (% of income per capita)	2,515.2	Ease of shareholder suits index (0-10)	6	Time (years)	1.8
		Strength of investor protection index (0-10)	5.0	Cost (% of estate)	18
				Recovery rate (cents on the dollar)	35.1
		<b>Paying taxes</b> (rank)	110		
		Payments (number per year)	17		
		Time (hours per year)	238		
		Total tax rate (% of profit)	49.6		
<b>MOZAMBIQUE</b>		Sub-Saharan Africa	GNI per capita (US\$)	470	
Ease of doing business (rank)		Low income	Population (m)		
<b>Starting a business</b> (rank)	96	<b>Registering property</b> (rank)	155	<b>Trading across borders</b> (rank)	134
Procedures (number)	9	Procedures (number)	8	Documents to export (number)	7
Time (days)	13	Time (days)	42	Time to export (days)	23
Cost (% of income per capita)	19.7	Cost (% of property value)	8.0	Cost to export (US\$ per container)	1,100
Minimum capital (% of income per capita)	0.0			Documents to import (number)	10
		<b>Getting credit</b> (rank)	129	Time to import (days)	28
<b>Dealing with construction permits</b> (rank)	135	Strength of legal rights index (0-10)	3	Cost to import (US\$ per container)	1,545
Procedures (number)	14	Depth of credit information index (0-6)	4		
Time (days)	377	Public registry coverage (% of adults)	4.4	<b>Enforcing contracts</b> (rank)	132
Cost (% of income per capita)	113.3	Private bureau coverage (% of adults)	0.0	Procedures (number)	30
				Time (days)	730
<b>Getting electricity</b> (rank)	174	<b>Protecting investors</b> (rank)	49	Cost (% of claim)	142.5
Procedures (number)	9	Extent of disclosure index (0-10)	5		
Time (days)	117	Extent of director liability index (0-10)	4	<b>Resolving insolvency</b> (rank)	147
Cost (% of income per capita)	2,394.7	Ease of shareholder suits index (0-10)	9	Time (years)	5.0
		Strength of investor protection index (0-10)	6.0	Cost (% of estate)	9
				Recovery rate (cents on the dollar)	15.0
		<b>Paying taxes</b> (rank)	105		
		Payments (number per year)	37		
		Time (hours per year)	230		
		Total tax rate (% of profit)	34.3		
<b>NAMIBIA</b>		Sub-Saharan Africa	GNI per capita (US\$)	4,700	
Ease of doing business (rank)		Upper middle income	Population (m)		
<b>Starting a business</b> (rank)	133	✗ <b>Registering property</b> (rank)	169	<b>Trading across borders</b> (rank)	140
Procedures (number)	10	Procedures (number)	8	Documents to export (number)	9
Time (days)	66	Time (days)	46	Time to export (days)	25
Cost (% of income per capita)	18.5	Cost (% of property value)	13.8	Cost to export (US\$ per container)	1,800
Minimum capital (% of income per capita)	0.0			Documents to import (number)	7
		<b>Getting credit</b> (rank)	40	Time to import (days)	20
<b>Dealing with construction permits</b> (rank)	56	Strength of legal rights index (0-10)	8	Cost to import (US\$ per container)	1,905
Procedures (number)	12	Depth of credit information index (0-6)	4		
Time (days)	139	Public registry coverage (% of adults)	0.0	<b>Enforcing contracts</b> (rank)	41
Cost (% of income per capita)	110.9	Private bureau coverage (% of adults)	63.9	Procedures (number)	33
				Time (days)	270
✓ <b>Getting electricity</b> (rank)	87	<b>Protecting investors</b> (rank)	82	Cost (% of claim)	35.8
Procedures (number)	7	Extent of disclosure index (0-10)	5		
Time (days)	38	Extent of director liability index (0-10)	5	<b>Resolving insolvency</b> (rank)	59
Cost (% of income per capita)	482.2	Ease of shareholder suits index (0-10)	6	Time (years)	1.5
		Strength of investor protection index (0-10)	5.3	Cost (% of estate)	15
				Recovery rate (cents on the dollar)	42.3
		<b>Paying taxes</b> (rank)	112		
		Payments (number per year)	37		
		Time (hours per year)	350		
		Total tax rate (% of profit)	22.7		

Note: Most indicator sets refer to a case scenario in an economy's largest business city. For more details, see the data notes.

✓ Reform making it easier to do business ✗ Reform making it more difficult to do business

<b>NEPAL</b>		South Asia		GNI per capita (US\$)	
Ease of doing business (rank)	108	Low income		Population (m)	
<b>Starting a business</b> (rank)	105	<b>Registering property</b> (rank)	21	<b>Trading across borders</b> (rank)	171
Procedures (number)	7	Procedures (number)	3	Documents to export (number)	11
Time (days)	29	Time (days)	5	Time to export (days)	41
Cost (% of income per capita)	33.0	Cost (% of property value)	4.9	Cost to export (US\$ per container)	1,975
Minimum capital (% of income per capita)	0.0			Documents to import (number)	11
		<b>Getting credit</b> (rank)	70	Time to import (days)	38
<b>Dealing with construction permits</b> (rank)	97	Strength of legal rights index (0-10)	7	Cost to import (US\$ per container)	2,095
Procedures (number)	13	Depth of credit information index (0-6)	3		
Time (days)	115	Public registry coverage (% of adults)	0.0	<b>Enforcing contracts</b> (rank)	137
Cost (% of income per capita)	654.6	Private bureau coverage (% of adults)	0.5	Procedures (number)	39
				Time (days)	910
<b>Getting electricity</b> (rank)	96	<b>Protecting investors</b> (rank)	82	Cost (% of claim)	26.8
Procedures (number)	5	Extent of disclosure index (0-10)	6		
Time (days)	70	Extent of director liability index (0-10)	1	<b>Resolving insolvency</b> (rank)	121
Cost (% of income per capita)	1,762.8	Ease of shareholder suits index (0-10)	9	Time (years)	5.0
		Strength of investor protection index (0-10)	5.3	Cost (% of estate)	9
				Recovery rate (cents on the dollar)	24.5
		<b>Paying taxes</b> (rank)	114		
		Payments (number per year)	34		
		Time (hours per year)	326		
		Total tax rate (% of profit)	31.5		
<b>NETHERLANDS</b>		OECD high income		GNI per capita (US\$)	
Ease of doing business (rank)	31	High income		Population (m)	
✓ <b>Starting a business</b> (rank)	67	<b>Registering property</b> (rank)	49	✓ <b>Trading across borders</b> (rank)	12
Procedures (number)	5	Procedures (number)	5	Documents to export (number)	4
Time (days)	5	Time (days)	7	Time to export (days)	6
Cost (% of income per capita)	5.1	Cost (% of property value)	6.1	Cost to export (US\$ per container)	895
Minimum capital (% of income per capita)	49.4			Documents to import (number)	4
		<b>Getting credit</b> (rank)	53	Time to import (days)	6
✓ <b>Dealing with construction permits</b> (rank)	89	Strength of legal rights index (0-10)	6	Cost to import (US\$ per container)	975
Procedures (number)	14	Depth of credit information index (0-6)	5		
Time (days)	159	Public registry coverage (% of adults)	0.0	<b>Enforcing contracts</b> (rank)	32
Cost (% of income per capita)	78.9	Private bureau coverage (% of adults)	81.7	Procedures (number)	26
				Time (days)	514
<b>Getting electricity</b> (rank)	67	✓ <b>Protecting investors</b> (rank)	117	Cost (% of claim)	23.9
Procedures (number)	5	Extent of disclosure index (0-10)	4		
Time (days)	143	Extent of director liability index (0-10)	4	<b>Resolving insolvency</b> (rank)	6
Cost (% of income per capita)	33.5	Ease of shareholder suits index (0-10)	6	Time (years)	1.1
		Strength of investor protection index (0-10)	4.7	Cost (% of estate)	4
				Recovery rate (cents on the dollar)	88.8
		<b>Paying taxes</b> (rank)	29		
		Payments (number per year)	9		
		Time (hours per year)	127		
		Total tax rate (% of profit)	40.1		
<b>NEW ZEALAND</b>		OECD high income		GNI per capita (US\$)	
Ease of doing business (rank)	3	High income		Population (m)	
<b>Starting a business</b> (rank)	1	<b>Registering property</b> (rank)	2	<b>Trading across borders</b> (rank)	25
Procedures (number)	1	Procedures (number)	2	Documents to export (number)	5
Time (days)	1	Time (days)	2	Time to export (days)	10
Cost (% of income per capita)	0.4	Cost (% of property value)	0.1	Cost to export (US\$ per container)	870
Minimum capital (% of income per capita)	0.0			Documents to import (number)	6
		✓ <b>Getting credit</b> (rank)	4	Time to import (days)	9
<b>Dealing with construction permits</b> (rank)	6	Strength of legal rights index (0-10)	10	Cost to import (US\$ per container)	825
Procedures (number)	6	Depth of credit information index (0-6)	5		
Time (days)	89	Public registry coverage (% of adults)	0.0	<b>Enforcing contracts</b> (rank)	17
Cost (% of income per capita)	29.8	Private bureau coverage (% of adults)	100.0	Procedures (number)	30
				Time (days)	216
<b>Getting electricity</b> (rank)	32	<b>Protecting investors</b> (rank)	1	Cost (% of claim)	27.2
Procedures (number)	5	Extent of disclosure index (0-10)	10		
Time (days)	50	Extent of director liability index (0-10)	9	<b>Resolving insolvency</b> (rank)	13
Cost (% of income per capita)	76.1	Ease of shareholder suits index (0-10)	10	Time (years)	1.3
		Strength of investor protection index (0-10)	9.7	Cost (% of estate)	4
				Recovery rate (cents on the dollar)	83.0
		<b>Paying taxes</b> (rank)	21		
		Payments (number per year)	8		
		Time (hours per year)	152		
		Total tax rate (% of profit)	33.5		

Note: Most indicator sets refer to a case scenario in an economy's largest business city. For more details, see the data notes.

✓ Reform making it easier to do business ✗ Reform making it more difficult to do business

<b>NICARAGUA</b>		Latin America & Caribbean	GNI per capita (US\$)	1,170	
Ease of doing business (rank)		Lower middle income	Population (m)	5.9	
<b>Starting a business</b> (rank)	131	<b>Registering property</b> (rank)	123	<b>Trading across borders</b> (rank)	81
Procedures (number)	8	Procedures (number)	8	Documents to export (number)	5
Time (days)	39	Time (days)	49	Time to export (days)	21
Cost (% of income per capita)	100.6	Cost (% of property value)	4.2	Cost to export (US\$ per container)	1,140
Minimum capital (% of income per capita)	0.0			Documents to import (number)	6
		<b>Getting credit</b> (rank)	104	Time to import (days)	20
<b>Dealing with construction permits</b> (rank)	154	Strength of legal rights index (0-10)	3	Cost to import (US\$ per container)	1,245
Procedures (number)	16	Depth of credit information index (0-6)	5		
Time (days)	218	Public registry coverage (% of adults)	10.8	<b>Enforcing contracts</b> (rank)	55
Cost (% of income per capita)	362.0	Private bureau coverage (% of adults)	29.5	Procedures (number)	37
				Time (days)	409
<b>Getting electricity</b> (rank)	129	<b>Protecting investors</b> (rank)	100	Cost (% of claim)	26.8
Procedures (number)	6	Extent of disclosure index (0-10)	4		
Time (days)	70	Extent of director liability index (0-10)	5	<b>Resolving insolvency</b> (rank)	80
Cost (% of income per capita)	1,526.6	Ease of shareholder suits index (0-10)	6	Time (years)	2.2
		Strength of investor protection index (0-10)	5.0	Cost (% of estate)	15
				Recovery rate (cents on the dollar)	36.0
		<b>Paying taxes</b> (rank)	158		
		Payments (number per year)	42		
		Time (hours per year)	207		
		Total tax rate (% of profit)	65.0		
<b>NIGER</b>		Sub-Saharan Africa	GNI per capita (US\$)	360	
Ease of doing business (rank)		Low income	Population (m)	16.1	
<b>Starting a business</b> (rank)	167	<b>Registering property</b> (rank)	87	✓ <b>Trading across borders</b> (rank)	176
Procedures (number)	9	Procedures (number)	4	Documents to export (number)	8
Time (days)	17	Time (days)	35	Time to export (days)	59
Cost (% of income per capita)	112.8	Cost (% of property value)	11.0	Cost to export (US\$ per container)	3,676
Minimum capital (% of income per capita)	572.8			Documents to import (number)	11
		<b>Getting credit</b> (rank)	129	Time to import (days)	64
<b>Dealing with construction permits</b> (rank)	160	Strength of legal rights index (0-10)	6	Cost to import (US\$ per container)	3,711
Procedures (number)	12	Depth of credit information index (0-6)	1		
Time (days)	326	Public registry coverage (% of adults)	0.8	<b>Enforcing contracts</b> (rank)	140
Cost (% of income per capita)	1,612.8	Private bureau coverage (% of adults)	0.0	Procedures (number)	39
				Time (days)	545
<b>Getting electricity</b> (rank)	118	<b>Protecting investors</b> (rank)	158	Cost (% of claim)	59.6
Procedures (number)	4	Extent of disclosure index (0-10)	6		
Time (days)	115	Extent of director liability index (0-10)	1	<b>Resolving insolvency</b> (rank)	130
Cost (% of income per capita)	6,562.4	Ease of shareholder suits index (0-10)	3	Time (years)	5.0
		Strength of investor protection index (0-10)	3.3	Cost (% of estate)	18
				Recovery rate (cents on the dollar)	21.7
		<b>Paying taxes</b> (rank)	151		
		Payments (number per year)	41		
		Time (hours per year)	270		
		Total tax rate (% of profit)	43.8		
<b>NIGERIA</b>		Sub-Saharan Africa	GNI per capita (US\$)	1,200	
Ease of doing business (rank)		Lower middle income	Population (m)	162.5	
<b>Starting a business</b> (rank)	119	<b>Registering property</b> (rank)	182	<b>Trading across borders</b> (rank)	154
Procedures (number)	8	Procedures (number)	13	Documents to export (number)	10
Time (days)	34	Time (days)	86	Time to export (days)	24
Cost (% of income per capita)	60.4	Cost (% of property value)	20.8	Cost to export (US\$ per container)	1,380
Minimum capital (% of income per capita)	0.0			Documents to import (number)	10
		<b>Getting credit</b> (rank)	23	Time to import (days)	39
<b>Dealing with construction permits</b> (rank)	88	Strength of legal rights index (0-10)	9	Cost to import (US\$ per container)	1,540
Procedures (number)	15	Depth of credit information index (0-6)	4		
Time (days)	85	Public registry coverage (% of adults)	0.1	<b>Enforcing contracts</b> (rank)	98
Cost (% of income per capita)	417.7	Private bureau coverage (% of adults)	4.1	Procedures (number)	40
				Time (days)	457
<b>Getting electricity</b> (rank)	178	<b>Protecting investors</b> (rank)	70	Cost (% of claim)	32.0
Procedures (number)	8	Extent of disclosure index (0-10)	5		
Time (days)	260	Extent of director liability index (0-10)	7	<b>Resolving insolvency</b> (rank)	105
Cost (% of income per capita)	873.9	Ease of shareholder suits index (0-10)	5	Time (years)	2.0
		Strength of investor protection index (0-10)	5.7	Cost (% of estate)	22
				Recovery rate (cents on the dollar)	28.2
		✗ <b>Paying taxes</b> (rank)	155		
		Payments (number per year)	41		
		Time (hours per year)	956		
		Total tax rate (% of profit)	33.8		

Note: Most indicator sets refer to a case scenario in an economy's largest business city. For more details, see the data notes.

✓ Reform making it easier to do business ✗ Reform making it more difficult to do business

<b>NORWAY</b>		OECD high income	GNI per capita (US\$)	88,890
Ease of doing business (rank)		High income	Population (m)	
✓ <b>Starting a business</b> (rank)	43	<b>Registering property</b> (rank)	7	<b>Trading across borders</b> (rank)
Procedures (number)	5	Procedures (number)	1	Documents to export (number)
Time (days)	7	Time (days)	3	Time to export (days)
Cost (% of income per capita)	1.7	Cost (% of property value)	2.5	Cost to export (US\$ per container)
Minimum capital (% of income per capita)	5.4			Documents to import (number)
		<b>Getting credit</b> (rank)	70	Time to import (days)
✓ <b>Dealing with construction permits</b> (rank)	23	Strength of legal rights index (0-10)	6	Cost to import (US\$ per container)
Procedures (number)	10	Depth of credit information index (0-6)	4	
Time (days)	123	Public registry coverage (% of adults)	0.0	<b>Enforcing contracts</b> (rank)
Cost (% of income per capita)	30.2	Private bureau coverage (% of adults)	100.0	Procedures (number)
				Time (days)
<b>Getting electricity</b> (rank)	14	<b>Protecting investors</b> (rank)	25	Cost (% of claim)
Procedures (number)	4	Extent of disclosure index (0-10)	7	
Time (days)	66	Extent of director liability index (0-10)	6	<b>Resolving insolvency</b> (rank)
Cost (% of income per capita)	6.5	Ease of shareholder suits index (0-10)	7	Time (years)
		Strength of investor protection index (0-10)	6.7	Cost (% of estate)
				Recovery rate (cents on the dollar)
		<b>Paying taxes</b> (rank)	19	
		Payments (number per year)	4	
		Time (hours per year)	87	
		Total tax rate (% of profit)	41.6	
<b>OMAN</b>		Middle East & North Africa	GNI per capita (US\$)	23,315
Ease of doing business (rank)		High income	Population (m)	
<b>Starting a business</b> (rank)	73	<b>Registering property</b> (rank)	18	<b>Trading across borders</b> (rank)
Procedures (number)	5	Procedures (number)	2	Documents to export (number)
Time (days)	8	Time (days)	16	Time to export (days)
Cost (% of income per capita)	2.6	Cost (% of property value)	3.0	Cost to export (US\$ per container)
Minimum capital (% of income per capita)	223.1			Documents to import (number)
		✓ <b>Getting credit</b> (rank)	83	Time to import (days)
<b>Dealing with construction permits</b> (rank)	59	Strength of legal rights index (0-10)	4	Cost to import (US\$ per container)
Procedures (number)	13	Depth of credit information index (0-6)	5	
Time (days)	174	Public registry coverage (% of adults)	37.3	<b>Enforcing contracts</b> (rank)
Cost (% of income per capita)	37.6	Private bureau coverage (% of adults)	0.0	Procedures (number)
				Time (days)
<b>Getting electricity</b> (rank)	54	<b>Protecting investors</b> (rank)	100	Cost (% of claim)
Procedures (number)	6	Extent of disclosure index (0-10)	8	
Time (days)	62	Extent of director liability index (0-10)	5	<b>Resolving insolvency</b> (rank)
Cost (% of income per capita)	51.3	Ease of shareholder suits index (0-10)	2	Time (years)
		Strength of investor protection index (0-10)	5.0	Cost (% of estate)
				Recovery rate (cents on the dollar)
		<b>Paying taxes</b> (rank)	10	
		Payments (number per year)	14	
		Time (hours per year)	62	
		Total tax rate (% of profit)	22.0	
<b>PAKISTAN</b>		South Asia	GNI per capita (US\$)	1,120
Ease of doing business (rank)		Lower middle income	Population (m)	
<b>Starting a business</b> (rank)	98	<b>Registering property</b> (rank)	126	<b>Trading across borders</b> (rank)
Procedures (number)	10	Procedures (number)	6	Documents to export (number)
Time (days)	21	Time (days)	50	Time to export (days)
Cost (% of income per capita)	9.9	Cost (% of property value)	7.8	Cost to export (US\$ per container)
Minimum capital (% of income per capita)	0.0			Documents to import (number)
		<b>Getting credit</b> (rank)	70	Time to import (days)
<b>Dealing with construction permits</b> (rank)	105	Strength of legal rights index (0-10)	6	Cost to import (US\$ per container)
Procedures (number)	11	Depth of credit information index (0-6)	4	
Time (days)	222	Public registry coverage (% of adults)	7.2	<b>Enforcing contracts</b> (rank)
Cost (% of income per capita)	216.0	Private bureau coverage (% of adults)	2.0	Procedures (number)
				Time (days)
<b>Getting electricity</b> (rank)	171	<b>Protecting investors</b> (rank)	32	Cost (% of claim)
Procedures (number)	6	Extent of disclosure index (0-10)	6	
Time (days)	206	Extent of director liability index (0-10)	6	<b>Resolving insolvency</b> (rank)
Cost (% of income per capita)	1,673.7	Ease of shareholder suits index (0-10)	7	Time (years)
		Strength of investor protection index (0-10)	6.3	Cost (% of estate)
				Recovery rate (cents on the dollar)
		<b>Paying taxes</b> (rank)	162	
		Payments (number per year)	47	
		Time (hours per year)	560	
		Total tax rate (% of profit)	35.3	

Note: Most indicator sets refer to a case scenario in an economy's largest business city. For more details, see the data notes.

✓ Reform making it easier to do business ✗ Reform making it more difficult to do business

<b>PALAU</b>		East Asia & Pacific		GNI per capita (US\$)	
Ease of doing business (rank)	111	Upper middle income		Population (m)	7,250
<b>Starting a business</b> (rank)	130	<b>Registering property</b> (rank)	17	<b>Trading across borders</b> (rank)	108
Procedures (number)	8	Procedures (number)	5	Documents to export (number)	5
Time (days)	28	Time (days)	14	Time to export (days)	29
Cost (% of income per capita)	5.2	Cost (% of property value)	0.4	Cost to export (US\$ per container)	970
Minimum capital (% of income per capita)	13.8			Documents to import (number)	9
		<b>Getting credit</b> (rank)	185	Time to import (days)	33
<b>Dealing with construction permits</b> (rank)	44	Strength of legal rights index (0-10)	1	Cost to import (US\$ per container)	930
Procedures (number)	22	Depth of credit information index (0-6)	0		
Time (days)	93	Public registry coverage (% of adults)	0.0	<b>Enforcing contracts</b> (rank)	146
Cost (% of income per capita)	7.6	Private bureau coverage (% of adults)	0.0	Procedures (number)	38
				Time (days)	810
<b>Getting electricity</b> (rank)	78	<b>Protecting investors</b> (rank)	177	Cost (% of claim)	35.3
Procedures (number)	5	Extent of disclosure index (0-10)	0		
Time (days)	125	Extent of director liability index (0-10)	0	<b>Resolving insolvency</b> (rank)	71
Cost (% of income per capita)	173.8	Ease of shareholder suits index (0-10)	8	Time (years)	1.0
		Strength of investor protection index (0-10)	2.7	Cost (% of estate)	23
				Recovery rate (cents on the dollar)	38.6
		<b>Paying taxes</b> (rank)	83		
		Payments (number per year)	11		
		Time (hours per year)	142		
		Total tax rate (% of profit)	75.7		
<b>PANAMA</b>		Latin America & Caribbean		GNI per capita (US\$)	
Ease of doing business (rank)	61	Upper middle income		Population (m)	7,910
<b>Starting a business</b> (rank)	23	✓ <b>Registering property</b> (rank)	107	<b>Trading across borders</b> (rank)	9
Procedures (number)	6	Procedures (number)	8	Documents to export (number)	3
Time (days)	7	Time (days)	28	Time to export (days)	9
Cost (% of income per capita)	8.8	Cost (% of property value)	5.3	Cost to export (US\$ per container)	615
Minimum capital (% of income per capita)	0.0			Documents to import (number)	3
		<b>Getting credit</b> (rank)	53	Time to import (days)	9
✓ <b>Dealing with construction permits</b> (rank)	73	Strength of legal rights index (0-10)	5	Cost to import (US\$ per container)	965
Procedures (number)	17	Depth of credit information index (0-6)	6		
Time (days)	101	Public registry coverage (% of adults)	0.0	<b>Enforcing contracts</b> (rank)	125
Cost (% of income per capita)	83.7	Private bureau coverage (% of adults)	57.9	Procedures (number)	32
				Time (days)	686
<b>Getting electricity</b> (rank)	16	<b>Protecting investors</b> (rank)	82	Cost (% of claim)	50.0
Procedures (number)	5	Extent of disclosure index (0-10)	3		
Time (days)	35	Extent of director liability index (0-10)	4	<b>Resolving insolvency</b> (rank)	110
Cost (% of income per capita)	13.6	Ease of shareholder suits index (0-10)	9	Time (years)	2.5
		Strength of investor protection index (0-10)	5.3	Cost (% of estate)	25
				Recovery rate (cents on the dollar)	27.5
		✓ <b>Paying taxes</b> (rank)	172		
		Payments (number per year)	60		
		Time (hours per year)	431		
		Total tax rate (% of profit)	42.0		
<b>PAPUA NEW GUINEA</b>		East Asia & Pacific		GNI per capita (US\$)	
Ease of doing business (rank)	104	Lower middle income		Population (m)	1,480
<b>Starting a business</b> (rank)	91	<b>Registering property</b> (rank)	88	<b>Trading across borders</b> (rank)	120
Procedures (number)	6	Procedures (number)	4	Documents to export (number)	7
Time (days)	51	Time (days)	72	Time to export (days)	23
Cost (% of income per capita)	13.6	Cost (% of property value)	5.1	Cost to export (US\$ per container)	949
Minimum capital (% of income per capita)	0.0			Documents to import (number)	9
		<b>Getting credit</b> (rank)	83	Time to import (days)	32
<b>Dealing with construction permits</b> (rank)	159	Strength of legal rights index (0-10)	5	Cost to import (US\$ per container)	1,130
Procedures (number)	21	Depth of credit information index (0-6)	4		
Time (days)	219	Public registry coverage (% of adults)	0.0	<b>Enforcing contracts</b> (rank)	166
Cost (% of income per capita)	114.7	Private bureau coverage (% of adults)	2.9	Procedures (number)	42
				Time (days)	591
<b>Getting electricity</b> (rank)	23	<b>Protecting investors</b> (rank)	49	Cost (% of claim)	110.3
Procedures (number)	4	Extent of disclosure index (0-10)	5		
Time (days)	66	Extent of director liability index (0-10)	5	<b>Resolving insolvency</b> (rank)	125
Cost (% of income per capita)	59.9	Ease of shareholder suits index (0-10)	8	Time (years)	3.0
		Strength of investor protection index (0-10)	6.0	Cost (% of estate)	23
				Recovery rate (cents on the dollar)	23.5
		<b>Paying taxes</b> (rank)	106		
		Payments (number per year)	33		
		Time (hours per year)	207		
		Total tax rate (% of profit)	42.2		

Note: Most indicator sets refer to a case scenario in an economy's largest business city. For more details, see the data notes.



✓ Reform making it easier to do business ✗ Reform making it more difficult to do business

<b>PARAGUAY</b>		Latin America & Caribbean	GNI per capita (US\$)	2,970	
Ease of doing business (rank)	103	Lower middle income	Population (m)	6.6	
<b>Starting a business</b> (rank)	111	<b>Registering property</b> (rank)	67	<b>Trading across borders</b> (rank)	155
Procedures (number)	7	Procedures (number)	6	Documents to export (number)	8
Time (days)	35	Time (days)	46	Time to export (days)	33
Cost (% of income per capita)	46.8	Cost (% of property value)	1.9	Cost to export (US\$ per container)	1,440
Minimum capital (% of income per capita)	0.0			Documents to import (number)	10
		<b>Getting credit</b> (rank)	83	Time to import (days)	33
<b>Dealing with construction permits</b> (rank)	71	Strength of legal rights index (0-10)	3	Cost to import (US\$ per container)	1,750
Procedures (number)	12	Depth of credit information index (0-6)	6		
Time (days)	137	Public registry coverage (% of adults)	16.7	<b>Enforcing contracts</b> (rank)	106
Cost (% of income per capita)	223.6	Private bureau coverage (% of adults)	47.5	Procedures (number)	38
				Time (days)	591
<b>Getting electricity</b> (rank)	26	<b>Protecting investors</b> (rank)	70	Cost (% of claim)	30.0
Procedures (number)	4	Extent of disclosure index (0-10)	6		
Time (days)	53	Extent of director liability index (0-10)	5	<b>Resolving insolvency</b> (rank)	144
Cost (% of income per capita)	221.7	Ease of shareholder suits index (0-10)	6	Time (years)	3.9
		Strength of investor protection index (0-10)	5.7	Cost (% of estate)	9
				Recovery rate (cents on the dollar)	15.3
		<b>Paying taxes</b> (rank)	141		
		Payments (number per year)	35		
		Time (hours per year)	387		
		Total tax rate (% of profit)	35.0		
<b>PERU</b>		Latin America & Caribbean	GNI per capita (US\$)	5,500	
Ease of doing business (rank)	43	Upper middle income	Population (m)	29.4	
<b>Starting a business</b> (rank)	60	<b>Registering property</b> (rank)	19	<b>Trading across borders</b> (rank)	60
Procedures (number)	5	Procedures (number)	4	Documents to export (number)	6
Time (days)	26	Time (days)	7	Time to export (days)	12
Cost (% of income per capita)	10.6	Cost (% of property value)	3.3	Cost to export (US\$ per container)	890
Minimum capital (% of income per capita)	0.0			Documents to import (number)	8
		<b>Getting credit</b> (rank)	23	Time to import (days)	17
✓ <b>Dealing with construction permits</b> (rank)	86	Strength of legal rights index (0-10)	7	Cost to import (US\$ per container)	880
Procedures (number)	14	Depth of credit information index (0-6)	6		
Time (days)	173	Public registry coverage (% of adults)	31.2	<b>Enforcing contracts</b> (rank)	115
Cost (% of income per capita)	62.8	Private bureau coverage (% of adults)	42.5	Procedures (number)	41
				Time (days)	428
<b>Getting electricity</b> (rank)	77	✓ <b>Protecting investors</b> (rank)	13	Cost (% of claim)	35.7
Procedures (number)	5	Extent of disclosure index (0-10)	9		
Time (days)	100	Extent of director liability index (0-10)	6	<b>Resolving insolvency</b> (rank)	106
Cost (% of income per capita)	378.2	Ease of shareholder suits index (0-10)	8	Time (years)	3.1
		Strength of investor protection index (0-10)	7.7	Cost (% of estate)	7
				Recovery rate (cents on the dollar)	28.1
		<b>Paying taxes</b> (rank)	85		
		Payments (number per year)	9		
		Time (hours per year)	293		
		Total tax rate (% of profit)	40.5		
<b>PHILIPPINES</b>		East Asia & Pacific	GNI per capita (US\$)	2,210	
Ease of doing business (rank)	138	Lower middle income	Population (m)	94.9	
<b>Starting a business</b> (rank)	161	<b>Registering property</b> (rank)	122	<b>Trading across borders</b> (rank)	53
Procedures (number)	16	Procedures (number)	8	Documents to export (number)	7
Time (days)	36	Time (days)	39	Time to export (days)	15
Cost (% of income per capita)	18.1	Cost (% of property value)	4.8	Cost to export (US\$ per container)	585
Minimum capital (% of income per capita)	4.8			Documents to import (number)	8
		<b>Getting credit</b> (rank)	129	Time to import (days)	14
<b>Dealing with construction permits</b> (rank)	100	Strength of legal rights index (0-10)	4	Cost to import (US\$ per container)	660
Procedures (number)	29	Depth of credit information index (0-6)	3		
Time (days)	84	Public registry coverage (% of adults)	0.0	<b>Enforcing contracts</b> (rank)	111
Cost (% of income per capita)	103.0	Private bureau coverage (% of adults)	9.0	Procedures (number)	37
				Time (days)	842
<b>Getting electricity</b> (rank)	57	<b>Protecting investors</b> (rank)	128	Cost (% of claim)	26.0
Procedures (number)	5	Extent of disclosure index (0-10)	2		
Time (days)	50	Extent of director liability index (0-10)	3	<b>Resolving insolvency</b> (rank)	165
Cost (% of income per capita)	833.3	Ease of shareholder suits index (0-10)	8	Time (years)	5.7
		Strength of investor protection index (0-10)	4.3	Cost (% of estate)	38
				Recovery rate (cents on the dollar)	4.9
		<b>Paying taxes</b> (rank)	143		
		Payments (number per year)	47		
		Time (hours per year)	193		
		Total tax rate (% of profit)	46.6		

Note: Most indicator sets refer to a case scenario in an economy's largest business city. For more details, see the data notes.

✓ Reform making it easier to do business ✗ Reform making it more difficult to do business

<b>POLAND</b>		OECD high income	GNI per capita (US\$)	12,480
Ease of doing business (rank)		High income	Population (m)	
<b>Starting a business (rank)</b>	124	✓ <b>Registering property (rank)</b>	62	<b>Trading across borders (rank)</b>
Procedures (number)	6	Procedures (number)	6	Documents to export (number)
Time (days)	32	Time (days)	54	Time to export (days)
Cost (% of income per capita)	14.4	Cost (% of property value)	0.4	Cost to export (US\$ per container)
Minimum capital (% of income per capita)	13.0			Documents to import (number)
		<b>Getting credit (rank)</b>	4	Time to import (days)
<b>Dealing with construction permits (rank)</b>	161	Strength of legal rights index (0-10)	9	Cost to import (US\$ per container)
Procedures (number)	29	Depth of credit information index (0-6)	6	
Time (days)	301	Public registry coverage (% of adults)	0.0	✓ <b>Enforcing contracts (rank)</b>
Cost (% of income per capita)	49.4	Private bureau coverage (% of adults)	76.9	Procedures (number)
				Time (days)
<b>Getting electricity (rank)</b>	137	<b>Protecting investors (rank)</b>	49	Cost (% of claim)
Procedures (number)	6	Extent of disclosure index (0-10)	7	
Time (days)	186	Extent of director liability index (0-10)	2	✓ <b>Resolving insolvency (rank)</b>
Cost (% of income per capita)	208.3	Ease of shareholder suits index (0-10)	9	Time (years)
		Strength of investor protection index (0-10)	6.0	Cost (% of estate)
				Recovery rate (cents on the dollar)
		✓ <b>Paying taxes (rank)</b>	114	
		Payments (number per year)	18	
		Time (hours per year)	286	
		Total tax rate (% of profit)	43.8	
<b>PORTUGAL</b>		OECD high income	GNI per capita (US\$)	21,250
Ease of doing business (rank)		High income	Population (m)	
<b>Starting a business (rank)</b>	31	<b>Registering property (rank)</b>	30	✓ <b>Trading across borders (rank)</b>
Procedures (number)	5	Procedures (number)	1	Documents to export (number)
Time (days)	5	Time (days)	1	Time to export (days)
Cost (% of income per capita)	2.3	Cost (% of property value)	7.3	Cost to export (US\$ per container)
Minimum capital (% of income per capita)	0.0			Documents to import (number)
		<b>Getting credit (rank)</b>	104	Time to import (days)
✓ <b>Dealing with construction permits (rank)</b>	78	Strength of legal rights index (0-10)	3	Cost to import (US\$ per container)
Procedures (number)	13	Depth of credit information index (0-6)	5	
Time (days)	108	Public registry coverage (% of adults)	90.7	<b>Enforcing contracts (rank)</b>
Cost (% of income per capita)	370.0	Private bureau coverage (% of adults)	22.9	Procedures (number)
				Time (days)
<b>Getting electricity (rank)</b>	35	<b>Protecting investors (rank)</b>	49	Cost (% of claim)
Procedures (number)	5	Extent of disclosure index (0-10)	6	
Time (days)	64	Extent of director liability index (0-10)	5	✓ <b>Resolving insolvency (rank)</b>
Cost (% of income per capita)	52.7	Ease of shareholder suits index (0-10)	7	Time (years)
		Strength of investor protection index (0-10)	6.0	Cost (% of estate)
				Recovery rate (cents on the dollar)
		<b>Paying taxes (rank)</b>	77	
		Payments (number per year)	8	
		Time (hours per year)	275	
		Total tax rate (% of profit)	42.6	
<b>PUERTO RICO (U.S.)</b>		Latin America & Caribbean	GNI per capita (US\$)	17,655
Ease of doing business (rank)		High income	Population (m)	
<b>Starting a business (rank)</b>	12	<b>Registering property (rank)</b>	128	<b>Trading across borders (rank)</b>
Procedures (number)	6	Procedures (number)	8	Documents to export (number)
Time (days)	6	Time (days)	194	Time to export (days)
Cost (% of income per capita)	0.9	Cost (% of property value)	0.9	Cost to export (US\$ per container)
Minimum capital (% of income per capita)	0.0			Documents to import (number)
		<b>Getting credit (rank)</b>	12	Time to import (days)
<b>Dealing with construction permits (rank)</b>	156	Strength of legal rights index (0-10)	9	Cost to import (US\$ per container)
Procedures (number)	18	Depth of credit information index (0-6)	5	
Time (days)	189	Public registry coverage (% of adults)	0.0	<b>Enforcing contracts (rank)</b>
Cost (% of income per capita)	361.3	Private bureau coverage (% of adults)	81.5	Procedures (number)
				Time (days)
<b>Getting electricity (rank)</b>	37	<b>Protecting investors (rank)</b>	19	Cost (% of claim)
Procedures (number)	5	Extent of disclosure index (0-10)	7	
Time (days)	32	Extent of director liability index (0-10)	6	<b>Resolving insolvency (rank)</b>
Cost (% of income per capita)	384.0	Ease of shareholder suits index (0-10)	8	Time (years)
		Strength of investor protection index (0-10)	7.0	Cost (% of estate)
				Recovery rate (cents on the dollar)
		✓ <b>Paying taxes (rank)</b>	104	
		Payments (number per year)	16	
		Time (hours per year)	218	
		Total tax rate (% of profit)	50.7	

Note: Most indicator sets refer to a case scenario in an economy's largest business city. For more details, see the data notes.

✓ Reform making it easier to do business ✗ Reform making it more difficult to do business

<b>QATAR</b>		Middle East & North Africa	GNI per capita (US\$)	80,440	
Ease of doing business (rank)		High income	Population (m)	1.9	
✓ <b>Starting a business</b> (rank)	109	<b>Registering property</b> (rank)	40	✓ <b>Trading across borders</b> (rank)	58
Procedures (number)	8	Procedures (number)	7	Documents to export (number)	5
Time (days)	9	Time (days)	13	Time to export (days)	17
Cost (% of income per capita)	4.9	Cost (% of property value)	0.3	Cost to export (US\$ per container)	885
Minimum capital (% of income per capita)	60.7			Documents to import (number)	7
		<b>Getting credit</b> (rank)	104	Time to import (days)	17
<b>Dealing with construction permits</b> (rank)	18	Strength of legal rights index (0-10)	4	Cost to import (US\$ per container)	1,033
Procedures (number)	16	Depth of credit information index (0-6)	4		
Time (days)	62	Public registry coverage (% of adults)	25.2	<b>Enforcing contracts</b> (rank)	95
Cost (% of income per capita)	1.1	Private bureau coverage (% of adults)	0.0	Procedures (number)	43
				Time (days)	570
<b>Getting electricity</b> (rank)	25	<b>Protecting investors</b> (rank)	100	Cost (% of claim)	21.6
Procedures (number)	4	Extent of disclosure index (0-10)	5		
Time (days)	90	Extent of director liability index (0-10)	6	<b>Resolving insolvency</b> (rank)	36
Cost (% of income per capita)	3.9	Ease of shareholder suits index (0-10)	4	Time (years)	2.8
		Strength of investor protection index (0-10)	5.0	Cost (% of estate)	22
				Recovery rate (cents on the dollar)	55.5
		<b>Paying taxes</b> (rank)	2		
		Payments (number per year)	4		
		Time (hours per year)	48		
		Total tax rate (% of profit)	11.3		
<b>ROMANIA</b>		Eastern Europe & Central Asia	GNI per capita (US\$)	7,910	
Ease of doing business (rank)		Upper middle income	Population (m)	21.4	
✓ <b>Starting a business</b> (rank)	68	<b>Registering property</b> (rank)	72	<b>Trading across borders</b> (rank)	72
Procedures (number)	6	Procedures (number)	8	Documents to export (number)	5
Time (days)	10	Time (days)	26	Time to export (days)	12
Cost (% of income per capita)	2.8	Cost (% of property value)	1.2	Cost to export (US\$ per container)	1,485
Minimum capital (% of income per capita)	0.8			Documents to import (number)	6
		✓ <b>Getting credit</b> (rank)	12	Time to import (days)	13
<b>Dealing with construction permits</b> (rank)	129	Strength of legal rights index (0-10)	9	Cost to import (US\$ per container)	1,495
Procedures (number)	15	Depth of credit information index (0-6)	5		
Time (days)	287	Public registry coverage (% of adults)	14.0	<b>Enforcing contracts</b> (rank)	60
Cost (% of income per capita)	79.1	Private bureau coverage (% of adults)	44.9	Procedures (number)	32
				Time (days)	512
<b>Getting electricity</b> (rank)	168	<b>Protecting investors</b> (rank)	49	Cost (% of claim)	28.9
Procedures (number)	7	Extent of disclosure index (0-10)	9		
Time (days)	223	Extent of director liability index (0-10)	5	<b>Resolving insolvency</b> (rank)	102
Cost (% of income per capita)	584.2	Ease of shareholder suits index (0-10)	4	Time (years)	3.3
		Strength of investor protection index (0-10)	6.0	Cost (% of estate)	11
				Recovery rate (cents on the dollar)	29.2
		<b>Paying taxes</b> (rank)	136		
		Payments (number per year)	41		
		Time (hours per year)	216		
		Total tax rate (% of profit)	44.2		
<b>RUSSIAN FEDERATION</b>		Eastern Europe & Central Asia	GNI per capita (US\$)	10,400	
Ease of doing business (rank)		Upper middle income	Population (m)	141.9	
<b>Starting a business</b> (rank)	101	<b>Registering property</b> (rank)	46	<b>Trading across borders</b> (rank)	162
Procedures (number)	8	Procedures (number)	5	Documents to export (number)	8
Time (days)	18	Time (days)	44	Time to export (days)	21
Cost (% of income per capita)	2.0	Cost (% of property value)	0.2	Cost to export (US\$ per container)	2,820
Minimum capital (% of income per capita)	1.4			Documents to import (number)	11
		<b>Getting credit</b> (rank)	104	Time to import (days)	36
✓ <b>Dealing with construction permits</b> (rank)	178	Strength of legal rights index (0-10)	3	Cost to import (US\$ per container)	2,920
Procedures (number)	42	Depth of credit information index (0-6)	5		
Time (days)	344	Public registry coverage (% of adults)	0.0	<b>Enforcing contracts</b> (rank)	11
Cost (% of income per capita)	129.2	Private bureau coverage (% of adults)	45.4	Procedures (number)	36
				Time (days)	270
<b>Getting electricity</b> (rank)	184	<b>Protecting investors</b> (rank)	117	Cost (% of claim)	13.4
Procedures (number)	10	Extent of disclosure index (0-10)	6		
Time (days)	281	Extent of director liability index (0-10)	2	<b>Resolving insolvency</b> (rank)	53
Cost (% of income per capita)	1,573.7	Ease of shareholder suits index (0-10)	6	Time (years)	2.0
		Strength of investor protection index (0-10)	4.7	Cost (% of estate)	9
				Recovery rate (cents on the dollar)	43.4
		✓ <b>Paying taxes</b> (rank)	64		
		Payments (number per year)	7		
		Time (hours per year)	177		
		Total tax rate (% of profit)	54.1		

Note: Most indicator sets refer to a case scenario in an economy's largest business city. For more details, see the data notes.

✓ Reform making it easier to do business ✗ Reform making it more difficult to do business

<b>RWANDA</b>		Sub-Saharan Africa		GNI per capita (US\$)	570
Ease of doing business (rank)		Low income		Population (m)	
<b>Starting a business</b> (rank)	8	<b>Registering property</b> (rank)	63	<b>Trading across borders</b> (rank)	158
Procedures (number)	2	Procedures (number)	5	Documents to export (number)	8
Time (days)	3	Time (days)	25	Time to export (days)	29
Cost (% of income per capita)	4.3	Cost (% of property value)	5.6	Cost to export (US\$ per container)	3,245
Minimum capital (% of income per capita)	0.0			Documents to import (number)	8
		<b>Getting credit</b> (rank)	23	Time to import (days)	31
<b>Dealing with construction permits</b> (rank)	98	Strength of legal rights index (0-10)	7	Cost to import (US\$ per container)	4,990
Procedures (number)	12	Depth of credit information index (0-6)	6		
Time (days)	164	Public registry coverage (% of adults)	0.0	✓ <b>Enforcing contracts</b> (rank)	39
Cost (% of income per capita)	278.4	Private bureau coverage (% of adults)	7.1	Procedures (number)	23
				Time (days)	230
✓ <b>Getting electricity</b> (rank)	49	<b>Protecting investors</b> (rank)	32	Cost (% of claim)	78.7
Procedures (number)	4	Extent of disclosure index (0-10)	7		
Time (days)	30	Extent of director liability index (0-10)	9	<b>Resolving insolvency</b> (rank)	167
Cost (% of income per capita)	3,948.1	Ease of shareholder suits index (0-10)	3	Time (years)	3.0
		Strength of investor protection index (0-10)	6.3	Cost (% of estate)	50
				Recovery rate (cents on the dollar)	3.1
		<b>Paying taxes</b> (rank)	25		
		Payments (number per year)	17		
		Time (hours per year)	134		
		Total tax rate (% of profit)	31.3		
<b>SAMOA</b>		East Asia & Pacific		GNI per capita (US\$)	3,190
Ease of doing business (rank)		Lower middle income		Population (m)	
<b>Starting a business</b> (rank)	20	<b>Registering property</b> (rank)	23	<b>Trading across borders</b> (rank)	66
Procedures (number)	4	Procedures (number)	5	Documents to export (number)	5
Time (days)	9	Time (days)	15	Time to export (days)	25
Cost (% of income per capita)	9.5	Cost (% of property value)	1.6	Cost to export (US\$ per container)	690
Minimum capital (% of income per capita)	0.0			Documents to import (number)	6
		<b>Getting credit</b> (rank)	129	Time to import (days)	28
<b>Dealing with construction permits</b> (rank)	70	Strength of legal rights index (0-10)	7	Cost to import (US\$ per container)	775
Procedures (number)	21	Depth of credit information index (0-6)	0		
Time (days)	87	Public registry coverage (% of adults)	0.0	<b>Enforcing contracts</b> (rank)	81
Cost (% of income per capita)	57.7	Private bureau coverage (% of adults)	0.0	Procedures (number)	44
				Time (days)	455
<b>Getting electricity</b> (rank)	33	<b>Protecting investors</b> (rank)	32	Cost (% of claim)	19.7
Procedures (number)	4	Extent of disclosure index (0-10)	5		
Time (days)	34	Extent of director liability index (0-10)	6	<b>Resolving insolvency</b> (rank)	146
Cost (% of income per capita)	790.8	Ease of shareholder suits index (0-10)	8	Time (years)	2.5
		Strength of investor protection index (0-10)	6.3	Cost (% of estate)	38
				Recovery rate (cents on the dollar)	15.2
		<b>Paying taxes</b> (rank)	79		
		Payments (number per year)	37		
		Time (hours per year)	224		
		Total tax rate (% of profit)	18.9		
<b>SÃO TOMÉ AND PRÍNCIPE</b>		Sub-Saharan Africa		GNI per capita (US\$)	1,360
Ease of doing business (rank)		Lower middle income		Population (m)	
<b>Starting a business</b> (rank)	100	<b>Registering property</b> (rank)	161	<b>Trading across borders</b> (rank)	89
Procedures (number)	4	Procedures (number)	7	Documents to export (number)	8
Time (days)	7	Time (days)	62	Time to export (days)	26
Cost (% of income per capita)	19.1	Cost (% of property value)	9.0	Cost to export (US\$ per container)	690
Minimum capital (% of income per capita)	285.8			Documents to import (number)	7
		<b>Getting credit</b> (rank)	180	Time to import (days)	28
<b>Dealing with construction permits</b> (rank)	91	Strength of legal rights index (0-10)	2	Cost to import (US\$ per container)	577
Procedures (number)	13	Depth of credit information index (0-6)	0		
Time (days)	118	Public registry coverage (% of adults)	0.0	<b>Enforcing contracts</b> (rank)	181
Cost (% of income per capita)	386.7	Private bureau coverage (% of adults)	0.0	Procedures (number)	43
				Time (days)	1,185
<b>Getting electricity</b> (rank)	72	<b>Protecting investors</b> (rank)	158	Cost (% of claim)	50.5
Procedures (number)	4	Extent of disclosure index (0-10)	3		
Time (days)	89	Extent of director liability index (0-10)	1	<b>Resolving insolvency</b> (rank)	164
Cost (% of income per capita)	1,066.6	Ease of shareholder suits index (0-10)	6	Time (years)	6.2
		Strength of investor protection index (0-10)	3.3	Cost (% of estate)	22
				Recovery rate (cents on the dollar)	5.2
		<b>Paying taxes</b> (rank)	144		
		Payments (number per year)	42		
		Time (hours per year)	424		
		Total tax rate (% of profit)	32.5		

Note: Most indicator sets refer to a case scenario in an economy's largest business city. For more details, see the data notes.

✓ Reform making it easier to do business ✗ Reform making it more difficult to do business

<b>SAUDI ARABIA</b>		Middle East & North Africa	GNI per capita (US\$)	17,820	
Ease of doing business (rank)		High income	Population (m)		
<b>Starting a business (rank)</b>	78	<b>Registering property (rank)</b>	12	<b>Trading across borders (rank)</b>	36
Procedures (number)	9	Procedures (number)	5	Documents to export (number)	5
Time (days)	21	Time (days)	8	Time to export (days)	13
Cost (% of income per capita)	5.0	Cost (% of property value)	0.0	Cost to export (US\$ per container)	935
Minimum capital (% of income per capita)	0.0			Documents to import (number)	5
		<b>Getting credit (rank)</b>	53	Time to import (days)	17
<b>Dealing with construction permits (rank)</b>	32	Strength of legal rights index (0-10)	5	Cost to import (US\$ per container)	1,054
Procedures (number)	14	Depth of credit information index (0-6)	6		
Time (days)	103	Public registry coverage (% of adults)	0.0	✓ <b>Enforcing contracts (rank)</b>	124
Cost (% of income per capita)	24.7	Private bureau coverage (% of adults)	33.3	Procedures (number)	40
				Time (days)	635
✗ <b>Getting electricity (rank)</b>	12	<b>Protecting investors (rank)</b>	19	Cost (% of claim)	27.5
Procedures (number)	4	Extent of disclosure index (0-10)	9		
Time (days)	61	Extent of director liability index (0-10)	8	<b>Resolving insolvency (rank)</b>	107
Cost (% of income per capita)	31.5	Ease of shareholder suits index (0-10)	4	Time (years)	2.8
		Strength of investor protection index (0-10)	7.0	Cost (% of estate)	22
				Recovery rate (cents on the dollar)	28.0
		✓ <b>Paying taxes (rank)</b>	3		
		Payments (number per year)	3		
		Time (hours per year)	72		
		Total tax rate (% of profit)	14.5		
<b>SENEGAL</b>		Sub-Saharan Africa	GNI per capita (US\$)	1,070	
Ease of doing business (rank)		Lower middle income	Population (m)		
<b>Starting a business (rank)</b>	102	<b>Registering property (rank)</b>	173	<b>Trading across borders (rank)</b>	67
Procedures (number)	3	Procedures (number)	6	Documents to export (number)	6
Time (days)	5	Time (days)	122	Time to export (days)	11
Cost (% of income per capita)	64.4	Cost (% of property value)	20.2	Cost to export (US\$ per container)	1,098
Minimum capital (% of income per capita)	192.3			Documents to import (number)	5
		<b>Getting credit (rank)</b>	129	Time to import (days)	14
<b>Dealing with construction permits (rank)</b>	133	Strength of legal rights index (0-10)	6	Cost to import (US\$ per container)	1,740
Procedures (number)	13	Depth of credit information index (0-6)	1		
Time (days)	210	Public registry coverage (% of adults)	4.6	✓ <b>Enforcing contracts (rank)</b>	148
Cost (% of income per capita)	529.1	Private bureau coverage (% of adults)	0.0	Procedures (number)	43
				Time (days)	780
<b>Getting electricity (rank)</b>	180	<b>Protecting investors (rank)</b>	169	Cost (% of claim)	26.5
Procedures (number)	8	Extent of disclosure index (0-10)	6		
Time (days)	125	Extent of director liability index (0-10)	1	<b>Resolving insolvency (rank)</b>	90
Cost (% of income per capita)	5,624.9	Ease of shareholder suits index (0-10)	2	Time (years)	3.0
		Strength of investor protection index (0-10)	3.0	Cost (% of estate)	7
				Recovery rate (cents on the dollar)	32.0
		<b>Paying taxes (rank)</b>	178		
		Payments (number per year)	59		
		Time (hours per year)	666		
		Total tax rate (% of profit)	46.0		
<b>SERBIA</b>		Eastern Europe & Central Asia	GNI per capita (US\$)	5,680	
Ease of doing business (rank)		Upper middle income	Population (m)		
✓ <b>Starting a business (rank)</b>	42	<b>Registering property (rank)</b>	41	<b>Trading across borders (rank)</b>	94
Procedures (number)	6	Procedures (number)	6	Documents to export (number)	7
Time (days)	12	Time (days)	11	Time to export (days)	12
Cost (% of income per capita)	7.7	Cost (% of property value)	2.8	Cost to export (US\$ per container)	1,455
Minimum capital (% of income per capita)	0.0			Documents to import (number)	7
		<b>Getting credit (rank)</b>	40	Time to import (days)	14
<b>Dealing with construction permits (rank)</b>	179	Strength of legal rights index (0-10)	7	Cost to import (US\$ per container)	1,660
Procedures (number)	18	Depth of credit information index (0-6)	5		
Time (days)	269	Public registry coverage (% of adults)	0.0	✓ <b>Enforcing contracts (rank)</b>	103
Cost (% of income per capita)	1,427.2	Private bureau coverage (% of adults)	100.0	Procedures (number)	36
				Time (days)	635
<b>Getting electricity (rank)</b>	76	<b>Protecting investors (rank)</b>	82	Cost (% of claim)	31.3
Procedures (number)	4	Extent of disclosure index (0-10)	7		
Time (days)	131	Extent of director liability index (0-10)	6	✓ <b>Resolving insolvency (rank)</b>	103
Cost (% of income per capita)	502.6	Ease of shareholder suits index (0-10)	3	Time (years)	2.0
		Strength of investor protection index (0-10)	5.3	Cost (% of estate)	20
				Recovery rate (cents on the dollar)	29.1
		<b>Paying taxes (rank)</b>	149		
		Payments (number per year)	66		
		Time (hours per year)	279		
		Total tax rate (% of profit)	34.0		

Note: Most indicator sets refer to a case scenario in an economy's largest business city. For more details, see the data notes.

✓ Reform making it easier to do business ✗ Reform making it more difficult to do business

<b>SEYCHELLES</b>		Sub-Saharan Africa		GNI per capita (US\$)	11,130
Ease of doing business (rank)		Upper middle income		Population (m)	
<b>Starting a business</b> (rank)	117	<b>Registering property</b> (rank)	66	<b>Trading across borders</b> (rank)	33
Procedures (number)	10	Procedures (number)	4	Documents to export (number)	5
Time (days)	39	Time (days)	33	Time to export (days)	16
Cost (% of income per capita)	14.3	Cost (% of property value)	7.0	Cost to export (US\$ per container)	876
Minimum capital (% of income per capita)	0.0			Documents to import (number)	5
		<b>Getting credit</b> (rank)	167	Time to import (days)	17
<b>Dealing with construction permits</b> (rank)	57	Strength of legal rights index (0-10)	4	Cost to import (US\$ per container)	876
Procedures (number)	17	Depth of credit information index (0-6)	0		
Time (days)	126	Public registry coverage (% of adults)	0.0	<b>Enforcing contracts</b> (rank)	83
Cost (% of income per capita)	25.3	Private bureau coverage (% of adults)	0.0	Procedures (number)	37
				Time (days)	915
<b>Getting electricity</b> (rank)	144	<b>Protecting investors</b> (rank)	70	Cost (% of claim)	15.4
Procedures (number)	6	Extent of disclosure index (0-10)	4		
Time (days)	147	Extent of director liability index (0-10)	8	<b>Resolving insolvency</b> (rank)	65
Cost (% of income per capita)	429.8	Ease of shareholder suits index (0-10)	5	Time (years)	2.0
		Strength of investor protection index (0-10)	5.7	Cost (% of estate)	11
				Recovery rate (cents on the dollar)	39.6
		<b>Paying taxes</b> (rank)	20		
		Payments (number per year)	27		
		Time (hours per year)	76		
		Total tax rate (% of profit)	25.7		
<b>SIERRA LEONE</b>		Sub-Saharan Africa		GNI per capita (US\$)	340
Ease of doing business (rank)		Low income		Population (m)	
<b>Starting a business</b> (rank)	76	✓ <b>Registering property</b> (rank)	167	<b>Trading across borders</b> (rank)	131
Procedures (number)	6	Procedures (number)	7	Documents to export (number)	7
Time (days)	12	Time (days)	67	Time to export (days)	24
Cost (% of income per capita)	80.4	Cost (% of property value)	11.6	Cost to export (US\$ per container)	1,385
Minimum capital (% of income per capita)	0.0			Documents to import (number)	7
		✓ <b>Getting credit</b> (rank)	83	Time to import (days)	27
<b>Dealing with construction permits</b> (rank)	173	Strength of legal rights index (0-10)	7	Cost to import (US\$ per container)	1,780
Procedures (number)	20	Depth of credit information index (0-6)	2		
Time (days)	238	Public registry coverage (% of adults)	0.7	<b>Enforcing contracts</b> (rank)	147
Cost (% of income per capita)	265.9	Private bureau coverage (% of adults)	0.0	Procedures (number)	39
				Time (days)	515
<b>Getting electricity</b> (rank)	176	<b>Protecting investors</b> (rank)	32	Cost (% of claim)	149.5
Procedures (number)	8	Extent of disclosure index (0-10)	6		
Time (days)	137	Extent of director liability index (0-10)	7	<b>Resolving insolvency</b> (rank)	154
Cost (% of income per capita)	2,124.4	Ease of shareholder suits index (0-10)	6	Time (years)	2.6
		Strength of investor protection index (0-10)	6.3	Cost (% of estate)	42
				Recovery rate (cents on the dollar)	9.2
		<b>Paying taxes</b> (rank)	117		
		Payments (number per year)	33		
		Time (hours per year)	357		
		Total tax rate (% of profit)	32.1		
<b>SINGAPORE</b>		East Asia & Pacific		GNI per capita (US\$)	42,930
Ease of doing business (rank)		High income		Population (m)	
<b>Starting a business</b> (rank)	4	<b>Registering property</b> (rank)	36	<b>Trading across borders</b> (rank)	1
Procedures (number)	3	Procedures (number)	5	Documents to export (number)	4
Time (days)	3	Time (days)	21	Time to export (days)	5
Cost (% of income per capita)	0.6	Cost (% of property value)	2.9	Cost to export (US\$ per container)	456
Minimum capital (% of income per capita)	0.0			Documents to import (number)	4
		<b>Getting credit</b> (rank)	12	Time to import (days)	4
<b>Dealing with construction permits</b> (rank)	2	Strength of legal rights index (0-10)	10	Cost to import (US\$ per container)	439
Procedures (number)	11	Depth of credit information index (0-6)	4		
Time (days)	26	Public registry coverage (% of adults)	0.0	<b>Enforcing contracts</b> (rank)	12
Cost (% of income per capita)	16.7	Private bureau coverage (% of adults)	58.3	Procedures (number)	21
				Time (days)	150
<b>Getting electricity</b> (rank)	5	<b>Protecting investors</b> (rank)	2	Cost (% of claim)	25.8
Procedures (number)	4	Extent of disclosure index (0-10)	10		
Time (days)	36	Extent of director liability index (0-10)	9	<b>Resolving insolvency</b> (rank)	2
Cost (% of income per capita)	28.6	Ease of shareholder suits index (0-10)	9	Time (years)	0.8
		Strength of investor protection index (0-10)	9.3	Cost (% of estate)	1
				Recovery rate (cents on the dollar)	91.3
		<b>Paying taxes</b> (rank)	5		
		Payments (number per year)	5		
		Time (hours per year)	82		
		Total tax rate (% of profit)	27.6		

Note: Most indicator sets refer to a case scenario in an economy's largest business city. For more details, see the data notes.



✓ Reform making it easier to do business ✗ Reform making it more difficult to do business

<b>SLOVAK REPUBLIC</b>		OECD high income	GNI per capita (US\$)	16,070	
Ease of doing business (rank)		High income	Population (m)	5.4	
✓ <b>Starting a business</b> (rank)	83	<b>Registering property</b> (rank)	8	<b>Trading across borders</b> (rank)	98
Procedures (number)	6	Procedures (number)	3	Documents to export (number)	6
Time (days)	16	Time (days)	17	Time to export (days)	17
Cost (% of income per capita)	1.8	Cost (% of property value)	0.0	Cost to export (US\$ per container)	1,560
Minimum capital (% of income per capita)	21.3			Documents to import (number)	7
		<b>Getting credit</b> (rank)	23	Time to import (days)	17
<b>Dealing with construction permits</b> (rank)	46	Strength of legal rights index (0-10)	9	Cost to import (US\$ per container)	1,540
Procedures (number)	11	Depth of credit information index (0-6)	4		
Time (days)	286	Public registry coverage (% of adults)	2.7	✓ <b>Enforcing contracts</b> (rank)	69
Cost (% of income per capita)	7.3	Private bureau coverage (% of adults)	58.5	Procedures (number)	32
				Time (days)	545
<b>Getting electricity</b> (rank)	100	<b>Protecting investors</b> (rank)	117	Cost (% of claim)	30.0
Procedures (number)	5	Extent of disclosure index (0-10)	3		
Time (days)	158	Extent of director liability index (0-10)	4	✓ <b>Resolving insolvency</b> (rank)	38
Cost (% of income per capita)	249.1	Ease of shareholder suits index (0-10)	7	Time (years)	4.0
		Strength of investor protection index (0-10)	4.7	Cost (% of estate)	18
				Recovery rate (cents on the dollar)	53.6
		✓ <b>Paying taxes</b> (rank)	100		
		Payments (number per year)	20		
		Time (hours per year)	207		
		Total tax rate (% of profit)	47.9		
<b>SLOVENIA</b>		OECD high income	GNI per capita (US\$)	23,610	
Ease of doing business (rank)		High income	Population (m)	2.1	
<b>Starting a business</b> (rank)	30	<b>Registering property</b> (rank)	83	<b>Trading across borders</b> (rank)	57
Procedures (number)	2	Procedures (number)	5	Documents to export (number)	6
Time (days)	6	Time (days)	110	Time to export (days)	16
Cost (% of income per capita)	0.0	Cost (% of property value)	2.0	Cost to export (US\$ per container)	745
Minimum capital (% of income per capita)	43.9			Documents to import (number)	8
		<b>Getting credit</b> (rank)	104	Time to import (days)	14
<b>Dealing with construction permits</b> (rank)	61	Strength of legal rights index (0-10)	4	Cost to import (US\$ per container)	830
Procedures (number)	11	Depth of credit information index (0-6)	4		
Time (days)	197	Public registry coverage (% of adults)	3.4	<b>Enforcing contracts</b> (rank)	56
Cost (% of income per capita)	65.3	Private bureau coverage (% of adults)	98.9	Procedures (number)	32
				Time (days)	1,290
<b>Getting electricity</b> (rank)	31	✓ <b>Protecting investors</b> (rank)	17	Cost (% of claim)	12.7
Procedures (number)	5	Extent of disclosure index (0-10)	5		
Time (days)	38	Extent of director liability index (0-10)	9	✓ <b>Resolving insolvency</b> (rank)	42
Cost (% of income per capita)	119.9	Ease of shareholder suits index (0-10)	8	Time (years)	2.0
		Strength of investor protection index (0-10)	7.3	Cost (% of estate)	4
				Recovery rate (cents on the dollar)	49.8
		✓ <b>Paying taxes</b> (rank)	63		
		Payments (number per year)	11		
		Time (hours per year)	260		
		Total tax rate (% of profit)	34.7		
<b>SOLOMON ISLANDS</b>		East Asia & Pacific	GNI per capita (US\$)	1,110	
Ease of doing business (rank)		Lower middle income	Population (m)	0.6	
<b>Starting a business</b> (rank)	75	<b>Registering property</b> (rank)	168	<b>Trading across borders</b> (rank)	86
Procedures (number)	7	Procedures (number)	10	Documents to export (number)	7
Time (days)	9	Time (days)	87	Time to export (days)	24
Cost (% of income per capita)	47.9	Cost (% of property value)	4.8	Cost to export (US\$ per container)	1,070
Minimum capital (% of income per capita)	0.0			Documents to import (number)	5
		<b>Getting credit</b> (rank)	83	Time to import (days)	20
<b>Dealing with construction permits</b> (rank)	77	Strength of legal rights index (0-10)	9	Cost to import (US\$ per container)	1,037
Procedures (number)	15	Depth of credit information index (0-6)	0		
Time (days)	92	Public registry coverage (% of adults)	0.0	<b>Enforcing contracts</b> (rank)	109
Cost (% of income per capita)	248.5	Private bureau coverage (% of adults)	0.0	Procedures (number)	37
				Time (days)	455
<b>Getting electricity</b> (rank)	125	<b>Protecting investors</b> (rank)	49	Cost (% of claim)	78.9
Procedures (number)	4	Extent of disclosure index (0-10)	3		
Time (days)	160	Extent of director liability index (0-10)	7	<b>Resolving insolvency</b> (rank)	123
Cost (% of income per capita)	2,044.4	Ease of shareholder suits index (0-10)	8	Time (years)	1.0
		Strength of investor protection index (0-10)	6.0	Cost (% of estate)	38
				Recovery rate (cents on the dollar)	23.9
		<b>Paying taxes</b> (rank)	26		
		Payments (number per year)	33		
		Time (hours per year)	80		
		Total tax rate (% of profit)	25.3		

Note: Most indicator sets refer to a case scenario in an economy's largest business city. For more details, see the data notes.

✓ Reform making it easier to do business ✗ Reform making it more difficult to do business

<b>SOUTH AFRICA</b>		Sub-Saharan Africa	GNI per capita (US\$)	6,960	
Ease of doing business (rank)	39	Upper middle income	Population (m)	50.6	
<b>Starting a business</b> (rank)	53	<b>Registering property</b> (rank)	79	✓ <b>Trading across borders</b> (rank)	115
Procedures (number)	5	Procedures (number)	6	Documents to export (number)	6
Time (days)	19	Time (days)	23	Time to export (days)	16
Cost (% of income per capita)	0.3	Cost (% of property value)	5.9	Cost to export (US\$ per container)	1,620
Minimum capital (% of income per capita)	0.0			Documents to import (number)	7
		<b>Getting credit</b> (rank)	1	Time to import (days)	23
<b>Dealing with construction permits</b> (rank)	39	Strength of legal rights index (0-10)	10	Cost to import (US\$ per container)	1,940
Procedures (number)	13	Depth of credit information index (0-6)	6		
Time (days)	127	Public registry coverage (% of adults)	0.0	<b>Enforcing contracts</b> (rank)	82
Cost (% of income per capita)	33.4	Private bureau coverage (% of adults)	54.0	Procedures (number)	29
				Time (days)	600
<b>Getting electricity</b> (rank)	150	<b>Protecting investors</b> (rank)	10	Cost (% of claim)	33.2
Procedures (number)	5	Extent of disclosure index (0-10)	8		
Time (days)	226	Extent of director liability index (0-10)	8	<b>Resolving insolvency</b> (rank)	84
Cost (% of income per capita)	1,505.8	Ease of shareholder suits index (0-10)	8	Time (years)	2.0
		Strength of investor protection index (0-10)	8.0	Cost (% of estate)	18
				Recovery rate (cents on the dollar)	35.4
		<b>Paying taxes</b> (rank)	32		
		Payments (number per year)	9		
		Time (hours per year)	200		
		Total tax rate (% of profit)	33.3		
<b>SPAIN</b>		OECD high income	GNI per capita (US\$)	30,990	
Ease of doing business (rank)	44	High income	Population (m)	46.2	
<b>Starting a business</b> (rank)	136	<b>Registering property</b> (rank)	57	✓ <b>Trading across borders</b> (rank)	39
Procedures (number)	10	Procedures (number)	5	Documents to export (number)	5
Time (days)	28	Time (days)	13	Time to export (days)	9
Cost (% of income per capita)	4.7	Cost (% of property value)	7.1	Cost to export (US\$ per container)	1,260
Minimum capital (% of income per capita)	13.2			Documents to import (number)	6
		<b>Getting credit</b> (rank)	53	Time to import (days)	9
<b>Dealing with construction permits</b> (rank)	38	Strength of legal rights index (0-10)	6	Cost to import (US\$ per container)	1,350
Procedures (number)	8	Depth of credit information index (0-6)	5		
Time (days)	182	Public registry coverage (% of adults)	53.3	<b>Enforcing contracts</b> (rank)	64
Cost (% of income per capita)	51.8	Private bureau coverage (% of adults)	13.2	Procedures (number)	40
				Time (days)	510
<b>Getting electricity</b> (rank)	70	<b>Protecting investors</b> (rank)	100	Cost (% of claim)	17.2
Procedures (number)	5	Extent of disclosure index (0-10)	5		
Time (days)	101	Extent of director liability index (0-10)	6	✓ <b>Resolving insolvency</b> (rank)	20
Cost (% of income per capita)	232.0	Ease of shareholder suits index (0-10)	4	Time (years)	1.5
		Strength of investor protection index (0-10)	5.0	Cost (% of estate)	11
				Recovery rate (cents on the dollar)	76.5
		<b>Paying taxes</b> (rank)	34		
		Payments (number per year)	8		
		Time (hours per year)	167		
		Total tax rate (% of profit)	38.7		
<b>SRI LANKA</b>		South Asia	GNI per capita (US\$)	2,580	
Ease of doing business (rank)	81	Lower middle income	Population (m)	20.9	
✓ <b>Starting a business</b> (rank)	33	✓ <b>Registering property</b> (rank)	143	✓ <b>Trading across borders</b> (rank)	56
Procedures (number)	5	Procedures (number)	8	Documents to export (number)	6
Time (days)	7	Time (days)	60	Time to export (days)	20
Cost (% of income per capita)	19.1	Cost (% of property value)	5.1	Cost to export (US\$ per container)	720
Minimum capital (% of income per capita)	0.0			Documents to import (number)	6
		✓ <b>Getting credit</b> (rank)	70	Time to import (days)	19
<b>Dealing with construction permits</b> (rank)	112	Strength of legal rights index (0-10)	5	Cost to import (US\$ per container)	775
Procedures (number)	17	Depth of credit information index (0-6)	5		
Time (days)	216	Public registry coverage (% of adults)	0.0	<b>Enforcing contracts</b> (rank)	133
Cost (% of income per capita)	35.4	Private bureau coverage (% of adults)	33.6	Procedures (number)	40
				Time (days)	1,318
<b>Getting electricity</b> (rank)	103	<b>Protecting investors</b> (rank)	49	Cost (% of claim)	22.8
Procedures (number)	4	Extent of disclosure index (0-10)	6		
Time (days)	132	Extent of director liability index (0-10)	5	<b>Resolving insolvency</b> (rank)	51
Cost (% of income per capita)	1,257.5	Ease of shareholder suits index (0-10)	7	Time (years)	1.7
		Strength of investor protection index (0-10)	6.0	Cost (% of estate)	10
				Recovery rate (cents on the dollar)	43.9
		<b>Paying taxes</b> (rank)	169		
		Payments (number per year)	61		
		Time (hours per year)	254		
		Total tax rate (% of profit)	50.1		

Note: Most indicator sets refer to a case scenario in an economy's largest business city. For more details, see the data notes.

✓ Reform making it easier to do business ✗ Reform making it more difficult to do business

<b>ST. KITTS AND NEVIS</b>		Latin America & Caribbean	GNI per capita (US\$)	12,480	
Ease of doing business (rank)	96	High income	Population (m)	0.1	
<b>Starting a business</b> (rank)	69	<b>Registering property</b> (rank)	166	✗ <b>Trading across borders</b> (rank)	64
Procedures (number)	7	Procedures (number)	6	Documents to export (number)	5
Time (days)	19	Time (days)	81	Time to export (days)	13
Cost (% of income per capita)	9.1	Cost (% of property value)	13.3	Cost to export (US\$ per container)	805
Minimum capital (% of income per capita)	0.0			Documents to import (number)	7
		<b>Getting credit</b> (rank)	129	Time to import (days)	12
<b>Dealing with construction permits</b> (rank)	15	Strength of legal rights index (0-10)	7	Cost to import (US\$ per container)	2,635
Procedures (number)	11	Depth of credit information index (0-6)	0		
Time (days)	139	Public registry coverage (% of adults)	0.0	<b>Enforcing contracts</b> (rank)	119
Cost (% of income per capita)	5.4	Private bureau coverage (% of adults)	0.0	Procedures (number)	47
				Time (days)	578
<b>Getting electricity</b> (rank)	17	<b>Protecting investors</b> (rank)	32	Cost (% of claim)	20.5
Procedures (number)	4	Extent of disclosure index (0-10)	4		
Time (days)	18	Extent of director liability index (0-10)	8	<b>Resolving insolvency</b> (rank)	185
Cost (% of income per capita)	304.3	Ease of shareholder suits index (0-10)	7	Time (years)	NO PRACTICE
		Strength of investor protection index (0-10)	6.3	Cost (% of estate)	NO PRACTICE
				Recovery rate (cents on the dollar)	0.0
		<b>Paying taxes</b> (rank)	135		
		Payments (number per year)	36		
		Time (hours per year)	203		
		Total tax rate (% of profit)	52.1		
<b>ST. LUCIA</b>		Latin America & Caribbean	GNI per capita (US\$)	6,680	
Ease of doing business (rank)	53	Upper middle income	Population (m)	0.2	
<b>Starting a business</b> (rank)	51	<b>Registering property</b> (rank)	117	<b>Trading across borders</b> (rank)	109
Procedures (number)	5	Procedures (number)	8	Documents to export (number)	5
Time (days)	15	Time (days)	17	Time to export (days)	14
Cost (% of income per capita)	17.8	Cost (% of property value)	7.6	Cost to export (US\$ per container)	1,375
Minimum capital (% of income per capita)	0.0			Documents to import (number)	9
		<b>Getting credit</b> (rank)	104	Time to import (days)	17
<b>Dealing with construction permits</b> (rank)	11	Strength of legal rights index (0-10)	8	Cost to import (US\$ per container)	2,675
Procedures (number)	7	Depth of credit information index (0-6)	0		
Time (days)	125	Public registry coverage (% of adults)	0.0	<b>Enforcing contracts</b> (rank)	168
Cost (% of income per capita)	23.0	Private bureau coverage (% of adults)	0.0	Procedures (number)	47
				Time (days)	635
<b>Getting electricity</b> (rank)	12	<b>Protecting investors</b> (rank)	32	Cost (% of claim)	37.3
Procedures (number)	4	Extent of disclosure index (0-10)	4		
Time (days)	25	Extent of director liability index (0-10)	8	<b>Resolving insolvency</b> (rank)	61
Cost (% of income per capita)	202.8	Ease of shareholder suits index (0-10)	7	Time (years)	2.0
		Strength of investor protection index (0-10)	6.3	Cost (% of estate)	9
				Recovery rate (cents on the dollar)	42.0
		<b>Paying taxes</b> (rank)	43		
		Payments (number per year)	32		
		Time (hours per year)	92		
		Total tax rate (% of profit)	34.6		
<b>ST. VINCENT AND THE GRENADINES</b>		Latin America & Caribbean	GNI per capita (US\$)	6,100	
Ease of doing business (rank)	75	Upper middle income	Population (m)	0.1	
<b>Starting a business</b> (rank)	64	<b>Registering property</b> (rank)	145	<b>Trading across borders</b> (rank)	43
Procedures (number)	7	Procedures (number)	7	Documents to export (number)	5
Time (days)	10	Time (days)	38	Time to export (days)	12
Cost (% of income per capita)	17.9	Cost (% of property value)	11.9	Cost to export (US\$ per container)	935
Minimum capital (% of income per capita)	0.0			Documents to import (number)	5
		<b>Getting credit</b> (rank)	129	Time to import (days)	13
<b>Dealing with construction permits</b> (rank)	5	Strength of legal rights index (0-10)	7	Cost to import (US\$ per container)	1,575
Procedures (number)	8	Depth of credit information index (0-6)	0		
Time (days)	112	Public registry coverage (% of adults)	0.0	<b>Enforcing contracts</b> (rank)	99
Cost (% of income per capita)	9.8	Private bureau coverage (% of adults)	0.0	Procedures (number)	45
				Time (days)	394
<b>Getting electricity</b> (rank)	22	<b>Protecting investors</b> (rank)	32	Cost (% of claim)	30.3
Procedures (number)	3	Extent of disclosure index (0-10)	4		
Time (days)	52	Extent of director liability index (0-10)	8	<b>Resolving insolvency</b> (rank)	185
Cost (% of income per capita)	246.7	Ease of shareholder suits index (0-10)	7	Time (years)	NO PRACTICE
		Strength of investor protection index (0-10)	6.3	Cost (% of estate)	NO PRACTICE
				Recovery rate (cents on the dollar)	0.0
		<b>Paying taxes</b> (rank)	72		
		Payments (number per year)	36		
		Time (hours per year)	111		
		Total tax rate (% of profit)	38.7		

Note: Most indicator sets refer to a case scenario in an economy's largest business city. For more details, see the data notes.

✓ Reform making it easier to do business ✗ Reform making it more difficult to do business

<b>SUDAN</b>		Sub-Saharan Africa		GNI per capita (US\$)	
Ease of doing business (rank)	143	Lower middle income		Population (m)	1,982
<b>Starting a business</b> (rank)	122	<b>Registering property</b> (rank)	37	<b>Trading across borders</b> (rank)	153
Procedures (number)	10	Procedures (number)	6	Documents to export (number)	7
Time (days)	36	Time (days)	9	Time to export (days)	32
Cost (% of income per capita)	20.0	Cost (% of property value)	2.8	Cost to export (US\$ per container)	2,050
Minimum capital (% of income per capita)	0.0			Documents to import (number)	7
		<b>Getting credit</b> (rank)	167	Time to import (days)	46
<b>Dealing with construction permits</b> (rank)	156	Strength of legal rights index (0-10)	4	Cost to import (US\$ per container)	2,900
Procedures (number)	16	Depth of credit information index (0-6)	0		
Time (days)	270	Public registry coverage (% of adults)	0.0	<b>Enforcing contracts</b> (rank)	151
Cost (% of income per capita)	240.3	Private bureau coverage (% of adults)	0.0	Procedures (number)	53
				Time (days)	810
<b>Getting electricity</b> (rank)	108	<b>Protecting investors</b> (rank)	158	Cost (% of claim)	19.8
Procedures (number)	5	Extent of disclosure index (0-10)	0		
Time (days)	70	Extent of director liability index (0-10)	6	<b>Resolving insolvency</b> (rank)	88
Cost (% of income per capita)	2,527.3	Ease of shareholder suits index (0-10)	4	Time (years)	2.0
		Strength of investor protection index (0-10)	3.3	Cost (% of estate)	20
				Recovery rate (cents on the dollar)	33.2
		<b>Paying taxes</b> (rank)	101		
		Payments (number per year)	42		
		Time (hours per year)	180		
		Total tax rate (% of profit)	36.1		
<b>SURINAME</b>		Latin America & Caribbean		GNI per capita (US\$)	
Ease of doing business (rank)	164	Upper middle income		Population (m)	7,096
<b>Starting a business</b> (rank)	178	<b>Registering property</b> (rank)	171	✗ <b>Trading across borders</b> (rank)	97
Procedures (number)	13	Procedures (number)	6	Documents to export (number)	8
Time (days)	694	Time (days)	197	Time to export (days)	23
Cost (% of income per capita)	110.9	Cost (% of property value)	13.7	Cost to export (US\$ per container)	1,000
Minimum capital (% of income per capita)	0.4			Documents to import (number)	6
		<b>Getting credit</b> (rank)	159	Time to import (days)	21
<b>Dealing with construction permits</b> (rank)	92	Strength of legal rights index (0-10)	5	Cost to import (US\$ per container)	1,165
Procedures (number)	11	Depth of credit information index (0-6)	0		
Time (days)	461	Public registry coverage (% of adults)	0.0	<b>Enforcing contracts</b> (rank)	180
Cost (% of income per capita)	60.4	Private bureau coverage (% of adults)	0.0	Procedures (number)	44
				Time (days)	1,715
<b>Getting electricity</b> (rank)	39	<b>Protecting investors</b> (rank)	183	Cost (% of claim)	37.1
Procedures (number)	4	Extent of disclosure index (0-10)	1		
Time (days)	58	Extent of director liability index (0-10)	0	<b>Resolving insolvency</b> (rank)	158
Cost (% of income per capita)	634.4	Ease of shareholder suits index (0-10)	5	Time (years)	5.0
		Strength of investor protection index (0-10)	2.0	Cost (% of estate)	30
				Recovery rate (cents on the dollar)	8.6
		<b>Paying taxes</b> (rank)	49		
		Payments (number per year)	29		
		Time (hours per year)	199		
		Total tax rate (% of profit)	27.9		
<b>SWAZILAND</b>		Sub-Saharan Africa		GNI per capita (US\$)	
Ease of doing business (rank)	123	Lower middle income		Population (m)	3,300
<b>Starting a business</b> (rank)	165	<b>Registering property</b> (rank)	129	<b>Trading across borders</b> (rank)	141
Procedures (number)	12	Procedures (number)	9	Documents to export (number)	8
Time (days)	56	Time (days)	21	Time to export (days)	18
Cost (% of income per capita)	24.1	Cost (% of property value)	7.1	Cost to export (US\$ per container)	1,880
Minimum capital (% of income per capita)	0.4			Documents to import (number)	8
		<b>Getting credit</b> (rank)	53	Time to import (days)	27
<b>Dealing with construction permits</b> (rank)	41	Strength of legal rights index (0-10)	6	Cost to import (US\$ per container)	2,085
Procedures (number)	13	Depth of credit information index (0-6)	5		
Time (days)	95	Public registry coverage (% of adults)	0.0	<b>Enforcing contracts</b> (rank)	174
Cost (% of income per capita)	94.9	Private bureau coverage (% of adults)	47.8	Procedures (number)	40
				Time (days)	956
<b>Getting electricity</b> (rank)	156	<b>Protecting investors</b> (rank)	128	Cost (% of claim)	56.1
Procedures (number)	6	Extent of disclosure index (0-10)	2		
Time (days)	137	Extent of director liability index (0-10)	5	<b>Resolving insolvency</b> (rank)	74
Cost (% of income per capita)	1,071.8	Ease of shareholder suits index (0-10)	6	Time (years)	2.0
		Strength of investor protection index (0-10)	4.3	Cost (% of estate)	15
				Recovery rate (cents on the dollar)	38.3
		✓ <b>Paying taxes</b> (rank)	58		
		Payments (number per year)	33		
		Time (hours per year)	104		
		Total tax rate (% of profit)	36.8		

Note: Most indicator sets refer to a case scenario in an economy's largest business city. For more details, see the data notes.

✓ Reform making it easier to do business ✗ Reform making it more difficult to do business

<b>SWEDEN</b>		OECD high income	GNI per capita (US\$)	53,230	
Ease of doing business (rank)		High income	Population (m)	9.5	
<b>Starting a business</b> (rank)	54	✗ <b>Registering property</b> (rank)	35	<b>Trading across borders</b> (rank)	8
Procedures (number)	3	Procedures (number)	1	Documents to export (number)	3
Time (days)	16	Time (days)	30	Time to export (days)	8
Cost (% of income per capita)	0.5	Cost (% of property value)	4.3	Cost to export (US\$ per container)	705
Minimum capital (% of income per capita)	13.2			Documents to import (number)	3
		<b>Getting credit</b> (rank)	40	Time to import (days)	6
<b>Dealing with construction permits</b> (rank)	25	Strength of legal rights index (0-10)	8	Cost to import (US\$ per container)	735
Procedures (number)	7	Depth of credit information index (0-6)	4		
Time (days)	116	Public registry coverage (% of adults)	0.0	<b>Enforcing contracts</b> (rank)	27
Cost (% of income per capita)	77.3	Private bureau coverage (% of adults)	100.0	Procedures (number)	30
				Time (days)	314
<b>Getting electricity</b> (rank)	9	<b>Protecting investors</b> (rank)	32	Cost (% of claim)	31.2
Procedures (number)	3	Extent of disclosure index (0-10)	8		
Time (days)	52	Extent of director liability index (0-10)	4	<b>Resolving insolvency</b> (rank)	22
Cost (% of income per capita)	37.1	Ease of shareholder suits index (0-10)	7	Time (years)	2.0
		Strength of investor protection index (0-10)	6.3	Cost (% of estate)	9
				Recovery rate (cents on the dollar)	74.7
		<b>Paying taxes</b> (rank)	38		
		Payments (number per year)	4		
		Time (hours per year)	122		
		Total tax rate (% of profit)	53.0		
<b>SWITZERLAND</b>		OECD high income	GNI per capita (US\$)	76,380	
Ease of doing business (rank)		High income	Population (m)	7.9	
<b>Starting a business</b> (rank)	97	<b>Registering property</b> (rank)	15	<b>Trading across borders</b> (rank)	35
Procedures (number)	6	Procedures (number)	4	Documents to export (number)	4
Time (days)	18	Time (days)	16	Time to export (days)	8
Cost (% of income per capita)	2.1	Cost (% of property value)	0.4	Cost to export (US\$ per container)	1,435
Minimum capital (% of income per capita)	26.3			Documents to import (number)	5
		<b>Getting credit</b> (rank)	23	Time to import (days)	9
<b>Dealing with construction permits</b> (rank)	50	Strength of legal rights index (0-10)	8	Cost to import (US\$ per container)	1,440
Procedures (number)	13	Depth of credit information index (0-6)	5		
Time (days)	154	Public registry coverage (% of adults)	0.0	<b>Enforcing contracts</b> (rank)	20
Cost (% of income per capita)	39.1	Private bureau coverage (% of adults)	26.8	Procedures (number)	32
				Time (days)	390
<b>Getting electricity</b> (rank)	8	<b>Protecting investors</b> (rank)	169	Cost (% of claim)	24.0
Procedures (number)	3	Extent of disclosure index (0-10)	0		
Time (days)	39	Extent of director liability index (0-10)	5	<b>Resolving insolvency</b> (rank)	45
Cost (% of income per capita)	61.1	Ease of shareholder suits index (0-10)	4	Time (years)	3.0
		Strength of investor protection index (0-10)	3.0	Cost (% of estate)	4
				Recovery rate (cents on the dollar)	47.5
		<b>Paying taxes</b> (rank)	18		
		Payments (number per year)	19		
		Time (hours per year)	63		
		Total tax rate (% of profit)	30.2		
<b>SYRIAN ARAB REPUBLIC</b>		Middle East & North Africa	GNI per capita (US\$)	2,803	
Ease of doing business (rank)		Lower middle income	Population (m)	20.8	
<b>Starting a business</b> (rank)	132	<b>Registering property</b> (rank)	84	<b>Trading across borders</b> (rank)	125
Procedures (number)	7	Procedures (number)	4	Documents to export (number)	8
Time (days)	13	Time (days)	19	Time to export (days)	15
Cost (% of income per capita)	15.6	Cost (% of property value)	27.8	Cost to export (US\$ per container)	1,190
Minimum capital (% of income per capita)	122.6			Documents to import (number)	9
		✓ <b>Getting credit</b> (rank)	176	Time to import (days)	21
<b>Dealing with construction permits</b> (rank)	134	Strength of legal rights index (0-10)	1	Cost to import (US\$ per container)	1,625
Procedures (number)	23	Depth of credit information index (0-6)	2		
Time (days)	104	Public registry coverage (% of adults)	4.9	<b>Enforcing contracts</b> (rank)	176
Cost (% of income per capita)	483.9	Private bureau coverage (% of adults)	0.0	Procedures (number)	55
				Time (days)	872
<b>Getting electricity</b> (rank)	84	<b>Protecting investors</b> (rank)	117	Cost (% of claim)	29.3
Procedures (number)	5	Extent of disclosure index (0-10)	7		
Time (days)	71	Extent of director liability index (0-10)	5	<b>Resolving insolvency</b> (rank)	111
Cost (% of income per capita)	902.9	Ease of shareholder suits index (0-10)	2	Time (years)	4.1
		Strength of investor protection index (0-10)	4.7	Cost (% of estate)	9
				Recovery rate (cents on the dollar)	27.5
		<b>Paying taxes</b> (rank)	111		
		Payments (number per year)	19		
		Time (hours per year)	336		
		Total tax rate (% of profit)	39.7		

Note: Most indicator sets refer to a case scenario in an economy's largest business city. For more details, see the data notes.

✓ Reform making it easier to do business ✗ Reform making it more difficult to do business

<b>TAIWAN, CHINA</b>		East Asia & Pacific	GNI per capita (US\$)	20,200
Ease of doing business (rank)		High income	Population (m)	
<b>Starting a business</b> (rank)	16	<b>Registering property</b> (rank)	32	<b>Trading across borders</b> (rank)
Procedures (number)	3	Procedures (number)	3	Documents to export (number)
Time (days)	10	Time (days)	5	Time to export (days)
Cost (% of income per capita)	2.4	Cost (% of property value)	6.2	Cost to export (US\$ per container)
Minimum capital (% of income per capita)	0.0			Documents to import (number)
		<b>Getting credit</b> (rank)	70	Time to import (days)
✓ <b>Dealing with construction permits</b> (rank)	9	Strength of legal rights index (0-10)	5	Cost to import (US\$ per container)
Procedures (number)	11	Depth of credit information index (0-6)	5	
Time (days)	94	Public registry coverage (% of adults)	0.0	<b>Enforcing contracts</b> (rank)
Cost (% of income per capita)	16.3	Private bureau coverage (% of adults)	94.1	Procedures (number)
				Time (days)
<b>Getting electricity</b> (rank)	6	✓ <b>Protecting investors</b> (rank)	32	Cost (% of claim)
Procedures (number)	4	Extent of disclosure index (0-10)	9	
Time (days)	24	Extent of director liability index (0-10)	5	<b>Resolving insolvency</b> (rank)
Cost (% of income per capita)	50.4	Ease of shareholder suits index (0-10)	5	Time (years)
		Strength of investor protection index (0-10)	6.3	Cost (% of estate)
				Recovery rate (cents on the dollar)
		<b>Paying taxes</b> (rank)	54	
		Payments (number per year)	12	
		Time (hours per year)	221	
		Total tax rate (% of profit)	34.8	
<b>TAJIKISTAN</b>		Eastern Europe & Central Asia	GNI per capita (US\$)	870
Ease of doing business (rank)		Low income	Population (m)	
<b>Starting a business</b> (rank)	77	<b>Registering property</b> (rank)	82	<b>Trading across borders</b> (rank)
Procedures (number)	5	Procedures (number)	6	Documents to export (number)
Time (days)	24	Time (days)	37	Time to export (days)
Cost (% of income per capita)	27.1	Cost (% of property value)	4.3	Cost to export (US\$ per container)
Minimum capital (% of income per capita)	0.0			Documents to import (number)
		<b>Getting credit</b> (rank)	180	Time to import (days)
<b>Dealing with construction permits</b> (rank)	180	Strength of legal rights index (0-10)	2	Cost to import (US\$ per container)
Procedures (number)	24	Depth of credit information index (0-6)	0	
Time (days)	228	Public registry coverage (% of adults)	0.0	<b>Enforcing contracts</b> (rank)
Cost (% of income per capita)	638.5	Private bureau coverage (% of adults)	0.0	Procedures (number)
				Time (days)
<b>Getting electricity</b> (rank)	181	✓ <b>Protecting investors</b> (rank)	25	Cost (% of claim)
Procedures (number)	9	Extent of disclosure index (0-10)	8	
Time (days)	185	Extent of director liability index (0-10)	6	<b>Resolving insolvency</b> (rank)
Cost (% of income per capita)	1,140.6	Ease of shareholder suits index (0-10)	6	Time (years)
		Strength of investor protection index (0-10)	6.7	Cost (% of estate)
				Recovery rate (cents on the dollar)
		<b>Paying taxes</b> (rank)	175	
		Payments (number per year)	69	
		Time (hours per year)	224	
		Total tax rate (% of profit)	84.5	
<b>TANZANIA</b>		Sub-Saharan Africa	GNI per capita (US\$)	540
Ease of doing business (rank)		Low income	Population (m)	
✓ <b>Starting a business</b> (rank)	113	<b>Registering property</b> (rank)	137	✗ <b>Trading across borders</b> (rank)
Procedures (number)	9	Procedures (number)	8	Documents to export (number)
Time (days)	26	Time (days)	68	Time to export (days)
Cost (% of income per capita)	28.2	Cost (% of property value)	4.4	Cost to export (US\$ per container)
Minimum capital (% of income per capita)	0.0			Documents to import (number)
		<b>Getting credit</b> (rank)	129	Time to import (days)
✗ <b>Dealing with construction permits</b> (rank)	174	Strength of legal rights index (0-10)	7	Cost to import (US\$ per container)
Procedures (number)	19	Depth of credit information index (0-6)	0	
Time (days)	206	Public registry coverage (% of adults)	0.0	<b>Enforcing contracts</b> (rank)
Cost (% of income per capita)	564.6	Private bureau coverage (% of adults)	0.0	Procedures (number)
				Time (days)
<b>Getting electricity</b> (rank)	96	<b>Protecting investors</b> (rank)	100	Cost (% of claim)
Procedures (number)	4	Extent of disclosure index (0-10)	3	
Time (days)	109	Extent of director liability index (0-10)	4	<b>Resolving insolvency</b> (rank)
Cost (% of income per capita)	1,944.1	Ease of shareholder suits index (0-10)	8	Time (years)
		Strength of investor protection index (0-10)	5.0	Cost (% of estate)
				Recovery rate (cents on the dollar)
		<b>Paying taxes</b> (rank)	133	
		Payments (number per year)	48	
		Time (hours per year)	172	
		Total tax rate (% of profit)	45.3	

Note: Most indicator sets refer to a case scenario in an economy's largest business city. For more details, see the data notes.



✓ Reform making it easier to do business ✗ Reform making it more difficult to do business

<b>THAILAND</b>		East Asia & Pacific		GNI per capita (US\$)	4,420
Ease of doing business (rank)		Upper middle income		Population (m)	69.5
✓ <b>Starting a business</b> (rank)	85	<b>Registering property</b> (rank)	26	<b>Trading across borders</b> (rank)	20
Procedures (number)	4	Procedures (number)	2	Documents to export (number)	5
Time (days)	29	Time (days)	2	Time to export (days)	14
Cost (% of income per capita)	6.7	Cost (% of property value)	6.3	Cost to export (US\$ per container)	585
Minimum capital (% of income per capita)	0.0			Documents to import (number)	5
		<b>Getting credit</b> (rank)	70	Time to import (days)	13
<b>Dealing with construction permits</b> (rank)	16	Strength of legal rights index (0-10)	5	Cost to import (US\$ per container)	750
Procedures (number)	8	Depth of credit information index (0-6)	5		
Time (days)	157	Public registry coverage (% of adults)	0.0	<b>Enforcing contracts</b> (rank)	23
Cost (% of income per capita)	9.2	Private bureau coverage (% of adults)	44.1	Procedures (number)	36
				Time (days)	440
<b>Getting electricity</b> (rank)	10	<b>Protecting investors</b> (rank)	13	Cost (% of claim)	15.0
Procedures (number)	4	Extent of disclosure index (0-10)	10		
Time (days)	35	Extent of director liability index (0-10)	7	<b>Resolving insolvency</b> (rank)	58
Cost (% of income per capita)	75.3	Ease of shareholder suits index (0-10)	6	Time (years)	2.7
		Strength of investor protection index (0-10)	7.7	Cost (% of estate)	36
				Recovery rate (cents on the dollar)	42.4
		✓ <b>Paying taxes</b> (rank)	96		
		Payments (number per year)	22		
		Time (hours per year)	264		
		Total tax rate (% of profit)	37.6		
<b>TIMOR-LESTE</b>		East Asia & Pacific		GNI per capita (US\$)	3,949
Ease of doing business (rank)		Lower middle income		Population (m)	1.2
<b>Starting a business</b> (rank)	147	<b>Registering property</b> (rank)	185	<b>Trading across borders</b> (rank)	83
Procedures (number)	8	Procedures (number)	NO PRACTICE	Documents to export (number)	6
Time (days)	94	Time (days)	NO PRACTICE	Time to export (days)	25
Cost (% of income per capita)	2.9	Cost (% of property value)	NO PRACTICE	Cost to export (US\$ per container)	750
Minimum capital (% of income per capita)	126.6			Documents to import (number)	7
		<b>Getting credit</b> (rank)	159	Time to import (days)	26
<b>Dealing with construction permits</b> (rank)	116	Strength of legal rights index (0-10)	2	Cost to import (US\$ per container)	755
Procedures (number)	19	Depth of credit information index (0-6)	3		
Time (days)	238	Public registry coverage (% of adults)	2.0	<b>Enforcing contracts</b> (rank)	185
Cost (% of income per capita)	13.9	Private bureau coverage (% of adults)	0.0	Procedures (number)	51
				Time (days)	1,285
<b>Getting electricity</b> (rank)	40	<b>Protecting investors</b> (rank)	139	Cost (% of claim)	163.2
Procedures (number)	3	Extent of disclosure index (0-10)	3		
Time (days)	63	Extent of director liability index (0-10)	4	<b>Resolving insolvency</b> (rank)	185
Cost (% of income per capita)	593.0	Ease of shareholder suits index (0-10)	5	Time (years)	NO PRACTICE
		Strength of investor protection index (0-10)	4.0	Cost (% of estate)	NO PRACTICE
				Recovery rate (cents on the dollar)	0.0
		<b>Paying taxes</b> (rank)	61		
		Payments (number per year)	18		
		Time (hours per year)	276		
		Total tax rate (% of profit)	15.1		
<b>TOGO</b>		Sub-Saharan Africa		GNI per capita (US\$)	560
Ease of doing business (rank)		Low income		Population (m)	6.2
✓ <b>Starting a business</b> (rank)	164	<b>Registering property</b> (rank)	160	<b>Trading across borders</b> (rank)	101
Procedures (number)	6	Procedures (number)	5	Documents to export (number)	6
Time (days)	38	Time (days)	295	Time to export (days)	24
Cost (% of income per capita)	119.4	Cost (% of property value)	12.5	Cost to export (US\$ per container)	940
Minimum capital (% of income per capita)	365.6			Documents to import (number)	8
		<b>Getting credit</b> (rank)	129	Time to import (days)	28
<b>Dealing with construction permits</b> (rank)	137	Strength of legal rights index (0-10)	6	Cost to import (US\$ per container)	1,109
Procedures (number)	12	Depth of credit information index (0-6)	1		
Time (days)	309	Public registry coverage (% of adults)	2.8	<b>Enforcing contracts</b> (rank)	157
Cost (% of income per capita)	431.5	Private bureau coverage (% of adults)	0.0	Procedures (number)	41
				Time (days)	588
<b>Getting electricity</b> (rank)	89	<b>Protecting investors</b> (rank)	150	Cost (% of claim)	47.5
Procedures (number)	4	Extent of disclosure index (0-10)	6		
Time (days)	74	Extent of director liability index (0-10)	1	<b>Resolving insolvency</b> (rank)	96
Cost (% of income per capita)	4,732.5	Ease of shareholder suits index (0-10)	4	Time (years)	3.0
		Strength of investor protection index (0-10)	3.7	Cost (% of estate)	15
				Recovery rate (cents on the dollar)	30.5
		<b>Paying taxes</b> (rank)	167		
		Payments (number per year)	53		
		Time (hours per year)	270		
		Total tax rate (% of profit)	49.5		

Note: Most indicator sets refer to a case scenario in an economy's largest business city. For more details, see the data notes.

✓ Reform making it easier to do business ✗ Reform making it more difficult to do business

<b>TONGA</b>		East Asia & Pacific	GNI per capita (US\$)	3,580	
Ease of doing business (rank)	62	Lower middle income	Population (m)	0.1	
<b>Starting a business</b> (rank)	35	<b>Registering property</b> (rank)	142	<b>Trading across borders</b> (rank)	77
Procedures (number)	4	Procedures (number)	4	Documents to export (number)	6
Time (days)	16	Time (days)	112	Time to export (days)	22
Cost (% of income per capita)	8.3	Cost (% of property value)	15.1	Cost to export (US\$ per container)	755
Minimum capital (% of income per capita)	0.0			Documents to import (number)	6
		<b>Getting credit</b> (rank)	83	Time to import (days)	26
<b>Dealing with construction permits</b> (rank)	37	Strength of legal rights index (0-10)	9	Cost to import (US\$ per container)	740
Procedures (number)	13	Depth of credit information index (0-6)	0		
Time (days)	69	Public registry coverage (% of adults)	0.0	<b>Enforcing contracts</b> (rank)	54
Cost (% of income per capita)	103.4	Private bureau coverage (% of adults)	0.0	Procedures (number)	37
				Time (days)	350
<b>Getting electricity</b> (rank)	30	<b>Protecting investors</b> (rank)	117	Cost (% of claim)	30.5
Procedures (number)	5	Extent of disclosure index (0-10)	3		
Time (days)	42	Extent of director liability index (0-10)	3	<b>Resolving insolvency</b> (rank)	118
Cost (% of income per capita)	101.5	Ease of shareholder suits index (0-10)	8	Time (years)	2.7
		Strength of investor protection index (0-10)	4.7	Cost (% of estate)	22
				Recovery rate (cents on the dollar)	25.7
		<b>Paying taxes</b> (rank)	40		
		Payments (number per year)	31		
		Time (hours per year)	164		
		Total tax rate (% of profit)	25.7		
<b>TRINIDAD AND TOBAGO</b>		Latin America & Caribbean	GNI per capita (US\$)	15,040	
Ease of doing business (rank)	69	High income	Population (m)	1.3	
<b>Starting a business</b> (rank)	71	✓ <b>Registering property</b> (rank)	176	✓ <b>Trading across borders</b> (rank)	75
Procedures (number)	8	Procedures (number)	9	Documents to export (number)	5
Time (days)	41	Time (days)	78	Time to export (days)	11
Cost (% of income per capita)	0.7	Cost (% of property value)	7.0	Cost to export (US\$ per container)	843
Minimum capital (% of income per capita)	0.0			Documents to import (number)	10
		<b>Getting credit</b> (rank)	23	Time to import (days)	14
<b>Dealing with construction permits</b> (rank)	101	Strength of legal rights index (0-10)	9	Cost to import (US\$ per container)	1,260
Procedures (number)	17	Depth of credit information index (0-6)	4		
Time (days)	297	Public registry coverage (% of adults)	0.0	<b>Enforcing contracts</b> (rank)	170
Cost (% of income per capita)	5.3	Private bureau coverage (% of adults)	46.0	Procedures (number)	42
				Time (days)	1,340
<b>Getting electricity</b> (rank)	11	<b>Protecting investors</b> (rank)	25	Cost (% of claim)	33.5
Procedures (number)	4	Extent of disclosure index (0-10)	4		
Time (days)	61	Extent of director liability index (0-10)	9	<b>Resolving insolvency</b> (rank)	135
Cost (% of income per capita)	6.6	Ease of shareholder suits index (0-10)	7	Time (years)	4.0
		Strength of investor protection index (0-10)	6.7	Cost (% of estate)	25
				Recovery rate (cents on the dollar)	18.4
		<b>Paying taxes</b> (rank)	90		
		Payments (number per year)	39		
		Time (hours per year)	210		
		Total tax rate (% of profit)	29.1		
<b>TUNISIA</b>		Middle East & North Africa	GNI per capita (US\$)	4,070	
Ease of doing business (rank)	50	Upper middle income	Population (m)	10.7	
<b>Starting a business</b> (rank)	66	<b>Registering property</b> (rank)	70	<b>Trading across borders</b> (rank)	30
Procedures (number)	10	Procedures (number)	4	Documents to export (number)	4
Time (days)	11	Time (days)	39	Time to export (days)	13
Cost (% of income per capita)	4.1	Cost (% of property value)	6.1	Cost to export (US\$ per container)	773
Minimum capital (% of income per capita)	0.0			Documents to import (number)	7
		<b>Getting credit</b> (rank)	104	Time to import (days)	17
<b>Dealing with construction permits</b> (rank)	93	Strength of legal rights index (0-10)	3	Cost to import (US\$ per container)	858
Procedures (number)	17	Depth of credit information index (0-6)	5		
Time (days)	88	Public registry coverage (% of adults)	27.8	<b>Enforcing contracts</b> (rank)	78
Cost (% of income per capita)	256.0	Private bureau coverage (% of adults)	0.0	Procedures (number)	39
				Time (days)	565
<b>Getting electricity</b> (rank)	51	<b>Protecting investors</b> (rank)	49	Cost (% of claim)	21.8
Procedures (number)	4	Extent of disclosure index (0-10)	5		
Time (days)	65	Extent of director liability index (0-10)	7	<b>Resolving insolvency</b> (rank)	39
Cost (% of income per capita)	878.5	Ease of shareholder suits index (0-10)	6	Time (years)	1.3
		Strength of investor protection index (0-10)	6.0	Cost (% of estate)	7
				Recovery rate (cents on the dollar)	52.0
		<b>Paying taxes</b> (rank)	62		
		Payments (number per year)	8		
		Time (hours per year)	144		
		Total tax rate (% of profit)	62.9		

Note: Most indicator sets refer to a case scenario in an economy's largest business city. For more details, see the data notes.

✓ Reform making it easier to do business ✗ Reform making it more difficult to do business

<b>TURKEY</b>		Eastern Europe & Central Asia		GNI per capita (US\$)	10,410
Ease of doing business (rank)		Upper middle income		Population (m)	
<b>Starting a business</b> (rank)	72	<b>Registering property</b> (rank)	42	<b>Trading across borders</b> (rank)	78
Procedures (number)	6	Procedures (number)	6	Documents to export (number)	7
Time (days)	6	Time (days)	6	Time to export (days)	13
Cost (% of income per capita)	10.5	Cost (% of property value)	3.3	Cost to export (US\$ per container)	990
Minimum capital (% of income per capita)	7.2			Documents to import (number)	7
		<b>Getting credit</b> (rank)	83	Time to import (days)	14
✓ <b>Dealing with construction permits</b> (rank)	142	Strength of legal rights index (0-10)	4	Cost to import (US\$ per container)	1,235
Procedures (number)	20	Depth of credit information index (0-6)	5		
Time (days)	180	Public registry coverage (% of adults)	23.5	✓ <b>Enforcing contracts</b> (rank)	40
Cost (% of income per capita)	164.3	Private bureau coverage (% of adults)	63.0	Procedures (number)	36
				Time (days)	420
<b>Getting electricity</b> (rank)	68	<b>Protecting investors</b> (rank)	70	Cost (% of claim)	24.9
Procedures (number)	5	Extent of disclosure index (0-10)	9		
Time (days)	70	Extent of director liability index (0-10)	4	<b>Resolving insolvency</b> (rank)	124
Cost (% of income per capita)	517.9	Ease of shareholder suits index (0-10)	4	Time (years)	3.3
		Strength of investor protection index (0-10)	5.7	Cost (% of estate)	15
				Recovery rate (cents on the dollar)	23.6
		<b>Paying taxes</b> (rank)	80		
		Payments (number per year)	15		
		Time (hours per year)	223		
		Total tax rate (% of profit)	41.2		
<b>UGANDA</b>		Sub-Saharan Africa		GNI per capita (US\$)	510
Ease of doing business (rank)		Low income		Population (m)	
Ease of doing business (rank)		Low income		Population (m)	
<b>Starting a business</b> (rank)	144	✗ <b>Registering property</b> (rank)	124	<b>Trading across borders</b> (rank)	159
Procedures (number)	15	Procedures (number)	12	Documents to export (number)	7
Time (days)	33	Time (days)	52	Time to export (days)	33
Cost (% of income per capita)	76.7	Cost (% of property value)	1.9	Cost to export (US\$ per container)	3,050
Minimum capital (% of income per capita)	0.0			Documents to import (number)	9
		<b>Getting credit</b> (rank)	40	Time to import (days)	33
<b>Dealing with construction permits</b> (rank)	118	Strength of legal rights index (0-10)	7	Cost to import (US\$ per container)	3,215
Procedures (number)	15	Depth of credit information index (0-6)	5		
Time (days)	125	Public registry coverage (% of adults)	0.0	<b>Enforcing contracts</b> (rank)	117
Cost (% of income per capita)	853.1	Private bureau coverage (% of adults)	3.7	Procedures (number)	38
				Time (days)	490
<b>Getting electricity</b> (rank)	127	<b>Protecting investors</b> (rank)	139	Cost (% of claim)	44.9
Procedures (number)	5	Extent of disclosure index (0-10)	2		
Time (days)	91	Extent of director liability index (0-10)	5	✓ <b>Resolving insolvency</b> (rank)	69
Cost (% of income per capita)	4,622.9	Ease of shareholder suits index (0-10)	5	Time (years)	2.2
		Strength of investor protection index (0-10)	4.0	Cost (% of estate)	30
				Recovery rate (cents on the dollar)	38.9
		<b>Paying taxes</b> (rank)	93		
		Payments (number per year)	31		
		Time (hours per year)	213		
		Total tax rate (% of profit)	37.1		
<b>UKRAINE</b>		Eastern Europe & Central Asia		GNI per capita (US\$)	3,120
Ease of doing business (rank)		Lower middle income		Population (m)	
Ease of doing business (rank)		Lower middle income		Population (m)	
✓ <b>Starting a business</b> (rank)	50	✓ <b>Registering property</b> (rank)	149	<b>Trading across borders</b> (rank)	145
Procedures (number)	7	Procedures (number)	10	Documents to export (number)	6
Time (days)	22	Time (days)	69	Time to export (days)	30
Cost (% of income per capita)	1.5	Cost (% of property value)	3.7	Cost to export (US\$ per container)	1,865
Minimum capital (% of income per capita)	0.0			Documents to import (number)	8
		<b>Getting credit</b> (rank)	23	Time to import (days)	33
<b>Dealing with construction permits</b> (rank)	183	Strength of legal rights index (0-10)	9	Cost to import (US\$ per container)	2,155
Procedures (number)	20	Depth of credit information index (0-6)	4		
Time (days)	375	Public registry coverage (% of adults)	0.0	<b>Enforcing contracts</b> (rank)	42
Cost (% of income per capita)	1,262.6	Private bureau coverage (% of adults)	23.3	Procedures (number)	30
				Time (days)	343
<b>Getting electricity</b> (rank)	166	<b>Protecting investors</b> (rank)	117	Cost (% of claim)	41.5
Procedures (number)	11	Extent of disclosure index (0-10)	5		
Time (days)	285	Extent of director liability index (0-10)	2	<b>Resolving insolvency</b> (rank)	157
Cost (% of income per capita)	192.3	Ease of shareholder suits index (0-10)	7	Time (years)	2.9
		Strength of investor protection index (0-10)	4.7	Cost (% of estate)	42
				Recovery rate (cents on the dollar)	8.7
		✓ <b>Paying taxes</b> (rank)	165		
		Payments (number per year)	28		
		Time (hours per year)	491		
		Total tax rate (% of profit)	55.4		

Note: Most indicator sets refer to a case scenario in an economy's largest business city. For more details, see the data notes.

✓ Reform making it easier to do business ✗ Reform making it more difficult to do business

<b>UNITED ARAB EMIRATES</b>		Middle East & North Africa	GNI per capita (US\$)	40,760	
Ease of doing business (rank)		High income	Population (m)	7.9	
✓ <b>Starting a business</b> (rank)	22	<b>Registering property</b> (rank)	12	<b>Trading across borders</b> (rank)	5
Procedures (number)	6	Procedures (number)	2	Documents to export (number)	4
Time (days)	8	Time (days)	10	Time to export (days)	7
Cost (% of income per capita)	6.0	Cost (% of property value)	2.3	Cost to export (US\$ per container)	630
Minimum capital (% of income per capita)	0.0			Documents to import (number)	5
		<b>Getting credit</b> (rank)	83	Time to import (days)	7
<b>Dealing with construction permits</b> (rank)	13	Strength of legal rights index (0-10)	4	Cost to import (US\$ per container)	590
Procedures (number)	14	Depth of credit information index (0-6)	5		
Time (days)	46	Public registry coverage (% of adults)	5.9	<b>Enforcing contracts</b> (rank)	104
Cost (% of income per capita)	9.2	Private bureau coverage (% of adults)	31.7	Procedures (number)	49
				Time (days)	524
✓ <b>Getting electricity</b> (rank)	7	<b>Protecting investors</b> (rank)	128	Cost (% of claim)	19.5
Procedures (number)	4	Extent of disclosure index (0-10)	4		
Time (days)	40	Extent of director liability index (0-10)	7	<b>Resolving insolvency</b> (rank)	101
Cost (% of income per capita)	19.3	Ease of shareholder suits index (0-10)	2	Time (years)	3.2
		Strength of investor protection index (0-10)	4.3	Cost (% of estate)	20
				Recovery rate (cents on the dollar)	29.4
		✓ <b>Paying taxes</b> (rank)	1		
		Payments (number per year)	4		
		Time (hours per year)	12		
		Total tax rate (% of profit)	14.9		
<b>UNITED KINGDOM</b>		OECD high income	GNI per capita (US\$)	37,780	
Ease of doing business (rank)		High income	Population (m)	62.6	
<b>Starting a business</b> (rank)	19	<b>Registering property</b> (rank)	73	<b>Trading across borders</b> (rank)	14
Procedures (number)	6	Procedures (number)	6	Documents to export (number)	4
Time (days)	13	Time (days)	29	Time to export (days)	7
Cost (% of income per capita)	0.7	Cost (% of property value)	4.7	Cost to export (US\$ per container)	950
Minimum capital (% of income per capita)	0.0			Documents to import (number)	4
		<b>Getting credit</b> (rank)	1	Time to import (days)	6
<b>Dealing with construction permits</b> (rank)	20	Strength of legal rights index (0-10)	10	Cost to import (US\$ per container)	1,045
Procedures (number)	9	Depth of credit information index (0-6)	6		
Time (days)	99	Public registry coverage (% of adults)	0.0	<b>Enforcing contracts</b> (rank)	21
Cost (% of income per capita)	62.4	Private bureau coverage (% of adults)	100.0	Procedures (number)	28
				Time (days)	399
<b>Getting electricity</b> (rank)	62	<b>Protecting investors</b> (rank)	10	Cost (% of claim)	25.9
Procedures (number)	5	Extent of disclosure index (0-10)	10		
Time (days)	105	Extent of director liability index (0-10)	7	<b>Resolving insolvency</b> (rank)	8
Cost (% of income per capita)	108.9	Ease of shareholder suits index (0-10)	7	Time (years)	1.0
		Strength of investor protection index (0-10)	8.0	Cost (% of estate)	6
				Recovery rate (cents on the dollar)	88.6
		✓ <b>Paying taxes</b> (rank)	16		
		Payments (number per year)	8		
		Time (hours per year)	110		
		Total tax rate (% of profit)	35.5		
<b>UNITED STATES</b>		OECD high income	GNI per capita (US\$)	48,450	
Ease of doing business (rank)		High income	Population (m)	311.6	
<b>Starting a business</b> (rank)	13	<b>Registering property</b> (rank)	25	<b>Trading across borders</b> (rank)	22
Procedures (number)	6	Procedures (number)	4	Documents to export (number)	4
Time (days)	6	Time (days)	12	Time to export (days)	6
Cost (% of income per capita)	1.4	Cost (% of property value)	3.5	Cost to export (US\$ per container)	1,090
Minimum capital (% of income per capita)	0.0			Documents to import (number)	5
		<b>Getting credit</b> (rank)	4	Time to import (days)	5
<b>Dealing with construction permits</b> (rank)	17	Strength of legal rights index (0-10)	9	Cost to import (US\$ per container)	1,315
Procedures (number)	15	Depth of credit information index (0-6)	6		
Time (days)	27	Public registry coverage (% of adults)	0.0	<b>Enforcing contracts</b> (rank)	6
Cost (% of income per capita)	14.4	Private bureau coverage (% of adults)	100.0	Procedures (number)	32
				Time (days)	370
<b>Getting electricity</b> (rank)	19	<b>Protecting investors</b> (rank)	6	Cost (% of claim)	14.4
Procedures (number)	4	Extent of disclosure index (0-10)	7		
Time (days)	68	Extent of director liability index (0-10)	9	<b>Resolving insolvency</b> (rank)	16
Cost (% of income per capita)	16.1	Ease of shareholder suits index (0-10)	9	Time (years)	1.5
		Strength of investor protection index (0-10)	8.3	Cost (% of estate)	7
				Recovery rate (cents on the dollar)	81.5
		<b>Paying taxes</b> (rank)	69		
		Payments (number per year)	11		
		Time (hours per year)	175		
		Total tax rate (% of profit)	46.7		

Note: Most indicator sets refer to a case scenario in an economy's largest business city. For more details, see the data notes.

✓ Reform making it easier to do business ✗ Reform making it more difficult to do business

<b>URUGUAY</b>		Latin America & Caribbean		GNI per capita (US\$)	11,860
Ease of doing business (rank)		Upper middle income		Population (m)	
<b>Starting a business</b> (rank)	39	<b>Registering property</b> (rank)	164	✓ <b>Trading across borders</b> (rank)	104
Procedures (number)	5	Procedures (number)	8	Documents to export (number)	7
Time (days)	7	Time (days)	66	Time to export (days)	16
Cost (% of income per capita)	24.3	Cost (% of property value)	7.1	Cost to export (US\$ per container)	1,125
Minimum capital (% of income per capita)	0.0			Documents to import (number)	8
		<b>Getting credit</b> (rank)	70	Time to import (days)	18
<b>Dealing with construction permits</b> (rank)	158	Strength of legal rights index (0-10)	4	Cost to import (US\$ per container)	1,440
Procedures (number)	27	Depth of credit information index (0-6)	6		
Time (days)	234	Public registry coverage (% of adults)	32.9	<b>Enforcing contracts</b> (rank)	102
Cost (% of income per capita)	67.0	Private bureau coverage (% of adults)	100.0	Procedures (number)	41
				Time (days)	725
<b>Getting electricity</b> (rank)	20	<b>Protecting investors</b> (rank)	100	Cost (% of claim)	19.0
Procedures (number)	5	Extent of disclosure index (0-10)	3		
Time (days)	48	Extent of director liability index (0-10)	4	<b>Resolving insolvency</b> (rank)	54
Cost (% of income per capita)	14.3	Ease of shareholder suits index (0-10)	8	Time (years)	2.1
		Strength of investor protection index (0-10)	5.0	Cost (% of estate)	7
				Recovery rate (cents on the dollar)	43.3
		✓ <b>Paying taxes</b> (rank)	140		
		Payments (number per year)	33		
		Time (hours per year)	310		
		Total tax rate (% of profit)	42.0		
<b>UZBEKISTAN</b>		Eastern Europe & Central Asia		GNI per capita (US\$)	1,510
Ease of doing business (rank)		Lower middle income		Population (m)	
✓ <b>Starting a business</b> (rank)	90	<b>Registering property</b> (rank)	138	✓ <b>Trading across borders</b> (rank)	185
Procedures (number)	6	Procedures (number)	15	Documents to export (number)	13
Time (days)	12	Time (days)	78	Time to export (days)	80
Cost (% of income per capita)	3.8	Cost (% of property value)	1.0	Cost to export (US\$ per container)	4,585
Minimum capital (% of income per capita)	27.4			Documents to import (number)	14
		✓ <b>Getting credit</b> (rank)	154	Time to import (days)	99
<b>Dealing with construction permits</b> (rank)	152	Strength of legal rights index (0-10)	2	Cost to import (US\$ per container)	4,750
Procedures (number)	25	Depth of credit information index (0-6)	4		
Time (days)	243	Public registry coverage (% of adults)	0.0	<b>Enforcing contracts</b> (rank)	46
Cost (% of income per capita)	60.7	Private bureau coverage (% of adults)	15.7	Procedures (number)	42
				Time (days)	195
<b>Getting electricity</b> (rank)	167	<b>Protecting investors</b> (rank)	139	Cost (% of claim)	22.2
Procedures (number)	9	Extent of disclosure index (0-10)	4		
Time (days)	108	Extent of director liability index (0-10)	1	✓ <b>Resolving insolvency</b> (rank)	73
Cost (% of income per capita)	1,420.3	Ease of shareholder suits index (0-10)	7	Time (years)	2.0
		Strength of investor protection index (0-10)	4.0	Cost (% of estate)	10
				Recovery rate (cents on the dollar)	38.5
		<b>Paying taxes</b> (rank)	161		
		Payments (number per year)	41		
		Time (hours per year)	205		
		Total tax rate (% of profit)	98.5		
<b>VANUATU</b>		East Asia & Pacific		GNI per capita (US\$)	2,870
Ease of doing business (rank)		Lower middle income		Population (m)	
<b>Starting a business</b> (rank)	116	<b>Registering property</b> (rank)	110	<b>Trading across borders</b> (rank)	132
Procedures (number)	8	Procedures (number)	4	Documents to export (number)	7
Time (days)	35	Time (days)	118	Time to export (days)	21
Cost (% of income per capita)	47.2	Cost (% of property value)	7.0	Cost to export (US\$ per container)	1,690
Minimum capital (% of income per capita)	0.0			Documents to import (number)	8
		<b>Getting credit</b> (rank)	83	Time to import (days)	20
<b>Dealing with construction permits</b> (rank)	48	Strength of legal rights index (0-10)	9	Cost to import (US\$ per container)	1,690
Procedures (number)	12	Depth of credit information index (0-6)	0		
Time (days)	54	Public registry coverage (% of adults)	0.0	<b>Enforcing contracts</b> (rank)	74
Cost (% of income per capita)	431.2	Private bureau coverage (% of adults)	0.0	Procedures (number)	30
				Time (days)	430
<b>Getting electricity</b> (rank)	124	<b>Protecting investors</b> (rank)	82	Cost (% of claim)	56.0
Procedures (number)	5	Extent of disclosure index (0-10)	5		
Time (days)	122	Extent of director liability index (0-10)	6	<b>Resolving insolvency</b> (rank)	57
Cost (% of income per capita)	1,248.1	Ease of shareholder suits index (0-10)	5	Time (years)	2.6
		Strength of investor protection index (0-10)	5.3	Cost (% of estate)	38
				Recovery rate (cents on the dollar)	42.7
		<b>Paying taxes</b> (rank)	28		
		Payments (number per year)	31		
		Time (hours per year)	120		
		Total tax rate (% of profit)	8.4		

Note: Most indicator sets refer to a case scenario in an economy's largest business city. For more details, see the data notes.

✓ Reform making it easier to do business ✗ Reform making it more difficult to do business

<b>VENEZUELA, RB</b>		Latin America & Caribbean		GNI per capita (US\$)	11,920
Ease of doing business (rank)		Upper middle income		Population (m)	29.3
✗ Starting a business (rank)	152	Registering property (rank)	90	Trading across borders (rank)	166
Procedures (number)	17	Procedures (number)	8	Documents to export (number)	8
Time (days)	144	Time (days)	38	Time to export (days)	49
Cost (% of income per capita)	27.7	Cost (% of property value)	2.5	Cost to export (US\$ per container)	2,590
Minimum capital (% of income per capita)	0.0			Documents to import (number)	9
		Getting credit (rank)	159	Time to import (days)	71
Dealing with construction permits (rank)	109	Strength of legal rights index (0-10)	1	Cost to import (US\$ per container)	2,868
Procedures (number)	10	Depth of credit information index (0-6)	4		
Time (days)	381	Public registry coverage (% of adults)	0.0	Enforcing contracts (rank)	80
Cost (% of income per capita)	123.5	Private bureau coverage (% of adults)	15.7	Procedures (number)	30
				Time (days)	510
Getting electricity (rank)	160	Protecting investors (rank)	181	Cost (% of claim)	43.7
Procedures (number)	6	Extent of disclosure index (0-10)	3		
Time (days)	158	Extent of director liability index (0-10)	2	Resolving insolvency (rank)	163
Cost (% of income per capita)	1,022.6	Ease of shareholder suits index (0-10)	2	Time (years)	4.0
		Strength of investor protection index (0-10)	2.3	Cost (% of estate)	38
				Recovery rate (cents on the dollar)	6.4
		✗ Paying taxes (rank)	185		
		Payments (number per year)	71		
		Time (hours per year)	792		
		Total tax rate (% of profit)	62.7		
<b>VIETNAM</b>		East Asia & Pacific		GNI per capita (US\$)	1,260
Ease of doing business (rank)		Lower middle income		Population (m)	87.8
✓ Starting a business (rank)	108	Registering property (rank)	48	Trading across borders (rank)	74
Procedures (number)	10	Procedures (number)	4	Documents to export (number)	6
Time (days)	34	Time (days)	57	Time to export (days)	21
Cost (% of income per capita)	8.7	Cost (% of property value)	0.6	Cost to export (US\$ per container)	610
Minimum capital (% of income per capita)	0.0			Documents to import (number)	8
		Getting credit (rank)	40	Time to import (days)	21
Dealing with construction permits (rank)	28	Strength of legal rights index (0-10)	8	Cost to import (US\$ per container)	600
Procedures (number)	11	Depth of credit information index (0-6)	4		
Time (days)	110	Public registry coverage (% of adults)	37.8	Enforcing contracts (rank)	44
Cost (% of income per capita)	67.3	Private bureau coverage (% of adults)	0.0	Procedures (number)	34
				Time (days)	400
Getting electricity (rank)	155	Protecting investors (rank)	169	Cost (% of claim)	29.0
Procedures (number)	6	Extent of disclosure index (0-10)	6		
Time (days)	115	Extent of director liability index (0-10)	1	Resolving insolvency (rank)	149
Cost (% of income per capita)	1,988.3	Ease of shareholder suits index (0-10)	2	Time (years)	5.0
		Strength of investor protection index (0-10)	3.0	Cost (% of estate)	15
				Recovery rate (cents on the dollar)	13.9
		Paying taxes (rank)	138		
		Payments (number per year)	32		
		Time (hours per year)	872		
		Total tax rate (% of profit)	34.5		
<b>WEST BANK AND GAZA</b>		Middle East & North Africa		GNI per capita (US\$)	1,610
Ease of doing business (rank)		Lower middle income		Population (m)	4.0
Starting a business (rank)	179	✗ Registering property (rank)	78	Trading across borders (rank)	114
Procedures (number)	11	Procedures (number)	7	Documents to export (number)	6
Time (days)	48	Time (days)	30	Time to export (days)	23
Cost (% of income per capita)	91.0	Cost (% of property value)	3.0	Cost to export (US\$ per container)	1,310
Minimum capital (% of income per capita)	206.7			Documents to import (number)	6
		✓ Getting credit (rank)	159	Time to import (days)	38
Dealing with construction permits (rank)	130	Strength of legal rights index (0-10)	1	Cost to import (US\$ per container)	1,295
Procedures (number)	17	Depth of credit information index (0-6)	4		
Time (days)	119	Public registry coverage (% of adults)	8.1	Enforcing contracts (rank)	93
Cost (% of income per capita)	948.1	Private bureau coverage (% of adults)	0.0	Procedures (number)	44
				Time (days)	540
Getting electricity (rank)	85	Protecting investors (rank)	49	Cost (% of claim)	21.2
Procedures (number)	5	Extent of disclosure index (0-10)	6		
Time (days)	63	Extent of director liability index (0-10)	5	Resolving insolvency (rank)	185
Cost (% of income per capita)	1,549.1	Ease of shareholder suits index (0-10)	7	Time (years)	NO PRACTICE
		Strength of investor protection index (0-10)	6.0	Cost (% of estate)	NO PRACTICE
				Recovery rate (cents on the dollar)	0.0
		Paying taxes (rank)	55		
		Payments (number per year)	39		
		Time (hours per year)	154		
		Total tax rate (% of profit)	16.8		

Note: Most indicator sets refer to a case scenario in an economy's largest business city. For more details, see the data notes.



✓ Reform making it easier to do business ✗ Reform making it more difficult to do business

<b>YEMEN, REP.</b>		Middle East & North Africa	GNI per capita (US\$)	1,070	
Ease of doing business (rank)		Lower middle income	Population (m)	24.8	
<b>Starting a business</b> (rank)	110	<b>Registering property</b> (rank)	59	<b>Trading across borders</b> (rank)	121
Procedures (number)	6	Procedures (number)	6	Documents to export (number)	6
Time (days)	40	Time (days)	19	Time to export (days)	29
Cost (% of income per capita)	71.9	Cost (% of property value)	3.8	Cost to export (US\$ per container)	995
Minimum capital (% of income per capita)	0.0			Documents to import (number)	9
		<b>Getting credit</b> (rank)	167	Time to import (days)	25
<b>Dealing with construction permits</b> (rank)	62	Strength of legal rights index (0-10)	2	Cost to import (US\$ per container)	1,490
Procedures (number)	12	Depth of credit information index (0-6)	2		
Time (days)	191	Public registry coverage (% of adults)	0.9	<b>Enforcing contracts</b> (rank)	45
Cost (% of income per capita)	52.4	Private bureau coverage (% of adults)	0.0	Procedures (number)	36
				Time (days)	569
<b>Getting electricity</b> (rank)	112	<b>Protecting investors</b> (rank)	139	Cost (% of claim)	16.5
Procedures (number)	4	Extent of disclosure index (0-10)	6		
Time (days)	110	Extent of director liability index (0-10)	4	<b>Resolving insolvency</b> (rank)	122
Cost (% of income per capita)	3,921.2	Ease of shareholder suits index (0-10)	2	Time (years)	3.0
		Strength of investor protection index (0-10)	4.0	Cost (% of estate)	8
				Recovery rate (cents on the dollar)	24.1
		<b>Paying taxes</b> (rank)	113		
		Payments (number per year)	44		
		Time (hours per year)	248		
		Total tax rate (% of profit)	32.9		
<b>ZAMBIA</b>		Sub-Saharan Africa	GNI per capita (US\$)	1,160	
Ease of doing business (rank)		Lower middle income	Population (m)	13.5	
<b>Starting a business</b> (rank)	74	<b>Registering property</b> (rank)	96	<b>Trading across borders</b> (rank)	156
Procedures (number)	6	Procedures (number)	5	Documents to export (number)	6
Time (days)	17	Time (days)	40	Time to export (days)	44
Cost (% of income per capita)	26.6	Cost (% of property value)	8.2	Cost to export (US\$ per container)	2,765
Minimum capital (% of income per capita)	0.0			Documents to import (number)	8
		<b>Getting credit</b> (rank)	12	Time to import (days)	56
<b>Dealing with construction permits</b> (rank)	151	Strength of legal rights index (0-10)	9	Cost to import (US\$ per container)	3,560
Procedures (number)	14	Depth of credit information index (0-6)	5		
Time (days)	196	Public registry coverage (% of adults)	0.0	<b>Enforcing contracts</b> (rank)	89
Cost (% of income per capita)	1,679.1	Private bureau coverage (% of adults)	5.4	Procedures (number)	35
				Time (days)	471
<b>Getting electricity</b> (rank)	151	<b>Protecting investors</b> (rank)	82	Cost (% of claim)	38.7
Procedures (number)	6	Extent of disclosure index (0-10)	3		
Time (days)	117	Extent of director liability index (0-10)	6	✓ <b>Resolving insolvency</b> (rank)	99
Cost (% of income per capita)	1,109.5	Ease of shareholder suits index (0-10)	7	Time (years)	2.7
		Strength of investor protection index (0-10)	5.3	Cost (% of estate)	9
				Recovery rate (cents on the dollar)	29.8
		<b>Paying taxes</b> (rank)	47		
		Payments (number per year)	37		
		Time (hours per year)	132		
		Total tax rate (% of profit)	15.2		
<b>ZIMBABWE</b>		Sub-Saharan Africa	GNI per capita (US\$)	640	
Ease of doing business (rank)		Low income	Population (m)	12.8	
<b>Starting a business</b> (rank)	143	<b>Registering property</b> (rank)	85	<b>Trading across borders</b> (rank)	167
Procedures (number)	9	Procedures (number)	5	Documents to export (number)	8
Time (days)	90	Time (days)	31	Time to export (days)	53
Cost (% of income per capita)	107.0	Cost (% of property value)	7.8	Cost to export (US\$ per container)	3,280
Minimum capital (% of income per capita)	0.0			Documents to import (number)	8
		<b>Getting credit</b> (rank)	129	Time to import (days)	73
<b>Dealing with construction permits</b> (rank)	170	Strength of legal rights index (0-10)	7	Cost to import (US\$ per container)	5,200
Procedures (number)	12	Depth of credit information index (0-6)	0		
Time (days)	614	Public registry coverage (% of adults)	0.0	<b>Enforcing contracts</b> (rank)	111
Cost (% of income per capita)	4,423.4	Private bureau coverage (% of adults)	0.0	Procedures (number)	38
				Time (days)	410
<b>Getting electricity</b> (rank)	157	<b>Protecting investors</b> (rank)	128	Cost (% of claim)	113.1
Procedures (number)	6	Extent of disclosure index (0-10)	8		
Time (days)	106	Extent of director liability index (0-10)	1	<b>Resolving insolvency</b> (rank)	169
Cost (% of income per capita)	3,917.2	Ease of shareholder suits index (0-10)	4	Time (years)	3.3
		Strength of investor protection index (0-10)	4.3	Cost (% of estate)	22
				Recovery rate (cents on the dollar)	0.1
		<b>Paying taxes</b> (rank)	134		
		Payments (number per year)	49		
		Time (hours per year)	242		
		Total tax rate (% of profit)	35.8		

Note: Most indicator sets refer to a case scenario in an economy's largest business city. For more details, see the data notes.

# Employing workers data

---

2007 2012 2011  
2005 2009 2004  
2008 2006 2010 2013



	Employing workers data				Rigidity of hours index							Difficulty of redundancy index							Redundancy cost		
	Fixed-term contracts prohibited for permanent tasks?	Maximum length of fixed-term contracts (months) <sup>a</sup>	Minimum wage for a 19-year-old worker or an apprentice (US\$/month) <sup>b</sup>	Ratio of minimum wage to value added per worker	50-hour workweek allowed? <sup>c</sup>	Maximum working days per week	Premium for night work (% of hourly pay) <sup>d</sup>	Premium for work on weekly rest day (% of hourly pay) <sup>d</sup>	Major restrictions on night work? <sup>d</sup>	Major restrictions on weekly holiday work? <sup>d</sup>	Paid annual leave (working days) <sup>e</sup>	Dismissal due to redundancy allowed by law?	Third-party notification if 1 worker is dismissed?	Third-party approval if 1 worker is dismissed?	Third-party notification if 9 workers are dismissed?	Third-party approval if 9 workers are dismissed?	Retraining or reassignment? <sup>f</sup>	Priority rules for redundancies?	Priority rules for reemployment?	Notice period for redundancy dismissal (weeks of salary) <sup>e</sup>	Severance pay for redundancy dismissal (weeks of salary) <sup>e</sup>
Afghanistan	No	No limit	0.0	0.00	Yes	6	25	50	No	No	20.0	Yes	Yes	No	Yes	No	No	No	Yes	4.3	17.3
Albania	Yes	No limit	196.6	0.40	Yes	6	50	25	Yes	No	20.0	Yes	No	No	No	No	No	No	Yes	10.1	10.7
Algeria	Yes	No limit	219.1	0.40	No	6	0	0	No	No	22.0	Yes	Yes	No	No	Yes	Yes	No	No	4.3	13.0
Angola	Yes	12	110.6	0.17	Yes	6	25	100	Yes	Yes	22.0	Yes	Yes	Yes	Yes	No	Yes	Yes	Yes	4.3	26.7
Antigua and Barbuda	No	No limit	569.2	0.36	Yes	6	0	0	No	No	12.0	Yes	No	No	No	Yes	Yes	No	No	3.4	12.8
Argentina	Yes	60	508.1	0.40	Yes	6	13	50	No	No	18.0	Yes	No	No	No	No	No	No	No	7.2	23.1
Armenia	Yes	No limit	84.1	0.21	Yes	6	30	100	No	No	20.0	Yes	No	No	No	Yes	No	No	No	6.0	5.0
Australia	No	No limit	1,845.9	0.23	Yes	7	0	0	No	No	25.0	Yes	No	No	No	Yes	No	No	No	2.7	8.7
Austria	No	No limit	723.0	0.12	Yes	5.5	17	100	No	No	25.0	Yes	Yes	No	No	No	Yes	Yes	Yes	2.0	0.0
Azerbaijan	No	60	101.9	0.17	Yes	6	40	150	Yes	No	17.0	Yes	No	No	No	No	Yes	No	No	8.7	13.0
Bahamas, The	No	No limit	693.3	0.25	Yes	5.5	0	0	No	No	11.7	Yes	Yes	No	No	No	No	No	No	2.0	10.7
Bahrain	No	No limit	0.0	0.00	Yes	6	50	50	No	No	18.3	Yes	No	No	No	No	No	No	No	4.3	0.0
Bangladesh	Yes	No limit	41.0	0.41	Yes	6	0	0	No	No	17.0	Yes	Yes	No	Yes	No	Yes	Yes	Yes	4.3	26.7
Barbados	No	No limit	0.0	0.00	Yes	7	0	0	No	No	20.3	Yes	No	No	No	No	No	No	No	2.7	13.3
Belarus	No	No limit	208.1	0.31	Yes	6	20	100	No	No	18.0	Yes	No	No	No	Yes	Yes	No	No	8.7	13.0
Belgium	No	No limit	1,757.4	0.30	Yes	6	4	100	No	Yes	20.0	Yes	No	No	No	No	No	No	No	7.2	0.0
Belize	No	No limit	381.9	0.77	Yes	6	0	50	No	No	10.0	Yes	Yes	No	Yes	No	No	No	No	3.3	5.0
Benin	No	48	65.2	0.54	Yes	6	0	0	No	No	24.0	Yes	Yes	No	Yes	No	Yes	Yes	Yes	4.3	7.3
Bhutan	No	No limit	0.0	0.00	Yes	6	0	0	No	No	15.0	Yes	Yes	No	Yes	No	No	No	No	8.3	0.0
Bolivia <sup>a</sup>	Yes	24	103.0	0.36	Yes	6	30	100	No	No	21.7	No	n.a.	n.a.	n.a.	n.a.	n.a.	n.a.	n.a.	n.a.	n.a.
Bosnia and Herzegovina	No	24	393.6	0.70	Yes	6	30	20	No	No	18.0	Yes	No	No	Yes	Yes	No	Yes	Yes	2.0	7.2
Botswana	No	No limit	92.5	0.09	Yes	6	0	100	No	No	15.0	Yes	Yes	No	Yes	No	No	Yes	Yes	4.9	16.8
Brazil	Yes	24	349.4	0.27	Yes	6	20	100	Yes	No	26.0	Yes	No	No	No	No	No	No	No	6.6	8.9
Brunei Darussalam	No	No limit	0.0	0.00	Yes	6	0	50	No	No	13.3	Yes	No	No	No	No	No	No	No	3.0	0.0

	Employing workers data				Rigidity of hours index				Difficulty of redundancy index				Redundancy cost				
	Difficulty of hiring index																
Bulgaria	No	36	197.0	0.25	Yes	6	10	0	Yes	No	20.0	Yes	No	No	No	4.3	3.2
Burkina Faso	No	No limit	66.8	0.74	Yes	6	0	0	No	No	22.0	Yes	No	No	No	4.3	6.1
Burundi	No	No limit	2.9	0.08	Yes	6	35	100	No	Yes	21.0	Yes	No	No	No	8.7	7.2
Cambodia	No	24	43.0	0.40	Yes	6	30	100	No	No	19.3	Yes	No	No	No	7.9	11.4
Cameroun	No	48	57.5	0.32	Yes	6	50	0	No	No	19.0	Yes	Yes	No	Yes	7.2	8.1
Canada	No	No limit	1,652.9	0.30	Yes	6	0	0	No	No	10.0	Yes	No	No	No	5.0	5.0
Cape Verde	Yes	60	0.0	0.00	Yes	6	25	100	No	No	22.0	Yes	Yes	Yes	Yes	6.4	23.1
Central African Republic	Yes	48	39.3	0.56	Yes	5	0	50	No	Yes	25.3	Yes	Yes	No	Yes	4.3	17.3
Chad	No	48	119.8	1.08	Yes	6	0	100	No	No	24.7	Yes	Yes	No	No	7.2	5.8
Chile	No	24	0.0	0.00	Yes	6	0	0	No	No	15.0	Yes	Yes	No	No	4.3	23.1
China	No	No limit	204.2	0.36	Yes	6	39	100	No	No	6.7	Yes	Yes	No	Yes	4.3	23.1
Colombia	No	No limit	277.8	0.36	Yes	6	35	75	No	No	15.0	Yes	No	No	No	0.0	16.7
Comoros	No	36	0.0	0.00	Yes	6	0	0	No	Yes	22.0	Yes	Yes	No	No	13.0	23.1
Congo, Dem. Rep.	Yes	48	65.0	2.11	Yes	5	25	0	No	No	13.0	Yes	Yes	Yes	No	10.3	0.0
Congo, Rep.	Yes	24	92.1	0.27	Yes	6	0	50	No	Yes	29.0	Yes	Yes	Yes	Yes	4.3	6.5
Costa Rica	Yes	12	420.4	0.45	Yes	6	0	100	Yes	No	12.0	Yes	No	No	No	4.3	14.4
Côte d'Ivoire	No	24	0.0	0.00	No	6	38	0	No	No	27.4	Yes	No	No	No	5.8	7.3
Croatia	Yes	36	521.5	0.31	Yes	6	10	35	No	Yes	20.0	Yes	Yes	No	Yes	7.9	7.2
Cyprus	No	30	0.0	0.00	Yes	6	0	0	No	No	20.0	Yes	Yes	No	Yes	5.7	0.0
Czech Republic	No	108	440.1	0.20	Yes	6	10	10	No	No	20.0	Yes	No	No	No	8.7	11.6
Denmark	No	No limit	0.0	0.00	Yes	6	0	0	No	No	25.0	Yes	No	No	No	0.0	0.0
Djibouti	Yes	24	0.0	0.00	Yes	6	0	0	No	No	30.0	Yes	Yes	No	No	4.3	0.0
Dominica	No	No limit	234.1	0.25	Yes	6	0	100	No	No	13.3	Yes	No	No	Yes	5.8	9.3
Dominican Republic	Yes	No limit	277.2	0.40	Yes	6	0	100	No	Yes	14.0	Yes	No	No	No	4.0	22.2

	Employing workers data				Rigidity of hours index				Difficulty of redundancy index				Redundancy cost								
	Difficulty of hiring index		Rigidity of hours index		Difficulty of redundancy index		Redundancy cost		Difficulty of hiring index		Rigidity of hours index		Difficulty of redundancy index								
	Fixed-term contracts prohibited for permanent tasks?	Maximum length of fixed-term contracts (months) <sup>a</sup>	Minimum wage for a 19-year-old worker or an apprentice (US\$/month) <sup>b</sup>	Ratio of minimum wage to value added per worker	50-hour workweek allowed? <sup>c</sup>	Maximum working days per week	Premium for night work (% of hourly pay) <sup>d</sup>	Premium for work on weekly rest day (% of hourly pay) <sup>d</sup>	Major restrictions on night work? <sup>d</sup>	Major restrictions on weekly holiday work? <sup>d</sup>	Paid annual leave (working days) <sup>e</sup>	Dismissal due to redundancy allowed by law?	Third-party notification if 1 worker is dismissed?	Third-party approval if 1 worker is dismissed?	Third-party notification if 9 workers are dismissed?	Third-party approval if 9 workers are dismissed?	Retraining or reassignment? <sup>f</sup>	Priority rules for redundancies?	Priority rules for reemployment?	Notice period for redundancy dismissal (weeks of salary) <sup>e</sup>	Severance pay for redundancy dismissal (weeks of salary) <sup>e</sup>
Ecuador	No	24	251.9	0.47	Yes	5	25	100	No	No	12.0	Yes	Yes	No	No	No	No	No	No	0.0	31.8
Egypt, Arab Rep.	No	No limit	113.0	0.33	Yes	6	0	0	No	No	24.0	Yes	Yes	Yes	Yes	No	No	Yes	No	10.1	26.7
El Salvador	Yes	No limit	91.7	0.20	Yes	6	25	100	Yes	Yes	11.0	Yes	No	No	No	No	No	No	No	0.0	22.9
Equatorial Guinea	Yes	24	279.0	0.13	Yes	6	25	50	Yes	Yes	22.0	Yes	Yes	Yes	Yes	Yes	No	Yes	Yes	4.3	34.3
Eritrea	Yes	No limit	0.0	0.00	Yes	6	0	0	No	No	19.0	Yes	No	Yes	Yes	No	No	No	No	3.1	12.3
Estonia	Yes	120	389.5	0.21	Yes	5	25	0	Yes	No	24.0	Yes	No	No	No	Yes	Yes	Yes	No	8.6	4.3
Ethiopia	Yes	No limit	0.0	0.00	Yes	6	0	0	No	No	18.3	Yes	No	Yes	No	Yes	Yes	Yes	No	8.7	10.5
Fiji	No	No limit	304.2	0.66	Yes	6	3	100	No	No	10.0	Yes	Yes	Yes	No	No	No	No	No	4.3	5.3
Finland	Yes	60	1,983.8	0.32	Yes	6	8	100	No	No	30.0	Yes	Yes	Yes	No	Yes	Yes	Yes	Yes	10.1	0.0
France	Yes	18	782.3	0.14	No	6	0	0	No	Yes	30.0	Yes	No	Yes	No	Yes	Yes	Yes	Yes	7.2	4.6
Gabon	No	48	66.7	0.06	Yes	6	50	100	No	No	24.0	Yes	Yes	Yes	Yes	Yes	No	Yes	Yes	10.4	4.3
Gambia, The	No	No limit	0.0	0.00	Yes	5	0	0	No	No	21.0	Yes	Yes	No	Yes	No	No	Yes	Yes	26.0	0.0
Georgia	No	No limit	21.7	0.06	Yes	7	0	0	No	No	24.0	Yes	No	No	No	No	No	No	No	0.0	4.3
Germany	No	24	1,126.1	0.20	Yes	6	13	100	No	No	24.0	Yes	Yes	Yes	Yes	No	Yes	Yes	No	10.0	11.6
Ghana	No	No limit	29.7	0.15	Yes	5	0	0	No	No	15.0	Yes	Yes	Yes	Yes	Yes	No	No	No	3.6	46.2
Greece	Yes	No limit	672.2	0.21	Yes	5	25	75	No	Yes	22.3	Yes	No	No	Yes	Yes	No	Yes	No	0.0	15.9
Grenada	Yes	No limit	355.9	0.39	Yes	6	0	0	No	No	13.3	Yes	No	No	No	No	No	No	No	7.2	5.3
Guatemala	Yes	No limit	325.3	0.74	Yes	6	0	50	Yes	Yes	15.0	Yes	No	No	No	No	No	No	No	0.0	27.0
Guinea	No	24	0.0	0.00	Yes	6	20	45	No	Yes	30.0	Yes	Yes	Yes	Yes	Yes	No	No	No	2.1	5.8
Guinea-Bissau	Yes	12	0.0	0.00	Yes	6	25	50	No	No	21.0	Yes	Yes	Yes	Yes	Yes	No	Yes	Yes	0.0	26.0
Guyana	No	No limit	0.0	0.00	Yes	7	0	100	No	No	12.0	Yes	Yes	No	Yes	No	No	No	No	4.3	12.3
Haiti	No	No limit	122.5	1.26	Yes	6	50	50	No	No	13.0	Yes	No	No	No	No	No	No	No	10.1	0.0
Honduras	Yes	24	396.9	1.44	Yes	6	25	100	Yes	No	16.7	Yes	Yes	Yes	Yes	Yes	No	Yes	No	7.2	23.1
Hong Kong SAR, China	No	No limit	0.0	0.00	Yes	6	0	0	No	No	10.3	Yes	No	No	No	No	No	No	No	4.3	1.5

	Employing workers data				Rigidity of hours index				Difficulty of redundancy index				Redundancy cost								
	Difficulty of hiring index																				
	Fixed-term contracts prohibited for permanent tasks?	Maximum length of fixed-term contracts (months) <sup>a</sup>	Minimum wage for a 19-year-old worker or an apprentice (US\$/month) <sup>b</sup>	Ratio of minimum wage to value added per worker	50-hour workweek allowed? <sup>c</sup>	Maximum working days per week	Premium for night work (% of hourly pay) <sup>d</sup>	Premium for work on weekly rest day (% of hourly pay) <sup>d</sup>	Major restrictions on night work? <sup>d</sup>	Major restrictions on weekly holiday work? <sup>d</sup>	Paid annual leave (working days) <sup>e</sup>	Dismissal due to redundancy allowed by law?	Third-party notification if 1 worker is dismissed?	Third-party approval if 1 worker is dismissed?	Third-party notification if 9 workers are dismissed?	Third-party approval if 9 workers are dismissed?	Retraining or reassignment? <sup>f</sup>	Priority rules for redundancies?	Priority rules for reemployment?	Notice period for redundancy dismissal (weeks of salary) <sup>e</sup>	Severance pay for redundancy dismissal (weeks of salary) <sup>e</sup>
Hungary	No	60	447.1	0.29	No	5	40	100	No	No	21.3	Yes	No	No	No	No	No	No	No	6.2	7.2
Iceland	No	24	1,527.3	0.35	Yes	6	80	80	No	No	24.0	Yes	No	No	No	No	No	No	No	10.1	0.0
India	No	No limit	29.7	0.16	Yes	6	0	0	No	No	15.0	Yes	Yes	Yes	Yes	Yes	No	Yes	Yes	4.3	11.4
Indonesia	Yes	36	151.0	0.42	Yes	6	0	0	No	No	12.0	Yes	Yes	Yes	Yes	Yes	Yes	No	No	0.0	57.8
Iran, Islamic Rep.	No	No limit	344.6	0.47	Yes	6	23	40	No	No	24.0	Yes	Yes	Yes	Yes	Yes	No	No	No	0.0	23.1
Iraq	Yes	No limit	79.7	0.20	Yes	6	0	50	Yes	No	22.0	Yes	Yes	No	Yes	No	No	No	No	0.0	0.0
Ireland	No	No limit	1,659.3	0.34	Yes	6	0	0	No	No	20.0	Yes	Yes	No	Yes	No	No	No	No	4.0	2.8
Israel	No	No limit	1,087.8	0.28	Yes	5.5	14	50	No	Yes	18.0	Yes	No	No	No	No	No	No	No	4.3	23.1
Italy	No	44	1,787.3	0.40	Yes	6	15	50	Yes	No	20.3	Yes	No	No	Yes	No	Yes	Yes	Yes	7.2	0.0
Jamaica	No	No limit	210.5	0.32	Yes	6	0	100	No	No	11.7	Yes	No	No	No	No	No	No	No	4.0	10.0
Japan	No	No limit	1,726.9	0.29	Yes	6	25	35	No	No	15.3	Yes	Yes	No	Yes	No	Yes	No	No	4.3	0.0
Jordan	No	No limit	199.6	0.32	Yes	6	0	150	No	No	18.7	Yes	Yes	Yes	Yes	Yes	No	No	Yes	4.3	0.0
Kazakhstan	No	No limit	0.1	0.00	Yes	6	50	100	No	No	18.0	Yes	Yes	No	Yes	No	Yes	No	No	4.3	4.3
Kenya	No	No limit	111.1	0.89	Yes	6	0	0	No	No	21.0	Yes	Yes	No	Yes	No	No	Yes	No	4.3	11.4
Kiribati	No	No limit	0.0	0.00	Yes	7	0	0	No	No	0.0	Yes	Yes	Yes	Yes	Yes	No	No	No	4.3	0.0
Korea, Rep.	No	24	648.3	0.27	Yes	6	50	50	Yes	No	17.0	Yes	Yes	No	Yes	No	No	No	Yes	4.3	23.1
Kosovo	No	No limit	172.4	0.16	No	6	30	0	No	No	21.0	Yes	No	No	No	No	Yes	Yes	Yes	4.3	7.2
Kuwait	No	No limit	217.5	0.04	Yes	6	0	50	No	Yes	30.0	Yes	No	No	No	No	No	No	No	13.0	15.1
Kyrgyz Republic	Yes	60	15.0	0.13	Yes	6	50	100	No	No	20.0	Yes	No	No	No	No	No	No	No	4.3	13.0
Lao PDR	No	No limit	72.0	0.48	Yes	6	15	150	No	No	15.0	Yes	Yes	Yes	Yes	Yes	No	No	No	6.4	40.7
Latvia	Yes	36	384.5	0.25	Yes	5.5	50	0	Yes	No	20.0	Yes	No	No	No	Yes	No	Yes	No	1.0	8.7
Lebanon	No	24	432.6	0.39	Yes	6	0	50	No	No	15.0	Yes	No	No	Yes	No	No	Yes	Yes	8.7	0.0
Lesotho	No	No limit	105.1	0.61	Yes	6	0	100	Yes	No	12.0	Yes	No	No	No	No	No	No	No	4.3	10.7
Liberia	No	No limit	52.0	1.40	Yes	6	0	50	No	No	16.0	Yes	Yes	No	Yes	No	No	Yes	Yes	4.3	21.3



	Employing workers data				Rigidity of hours index				Difficulty of redundancy index						Redundancy cost					
	Fixed-term contracts prohibited for permanent tasks?	Maximum length of fixed-term contracts (months) <sup>a</sup>	Minimum wage for a 19-year-old worker or an apprentice (US\$/month) <sup>b</sup>	Ratio of minimum wage to value added per worker	50-hour workweek allowed? <sup>c</sup>	Maximum working days per week	Premium for night work (% of hourly pay) <sup>d</sup>	Premium for work on weekly rest day (% of hourly pay) <sup>d</sup>	Major restrictions on night work? <sup>d</sup>	Major restrictions on weekly holiday work? <sup>d</sup>	Paid annual leave (working days) <sup>e</sup>	Dismissal due to redundancy allowed by law?	Third-party notification if 1 worker is dismissed?	Third-party approval if 1 worker is dismissed?	Third-party notification if 9 workers are dismissed?	Third-party approval if 9 workers are dismissed?	Retraining or reassignment? <sup>f</sup>	Priority rules for redundancies?	Priority rules for reemployment?	Notice period for redundancy dismissal (weeks of salary) <sup>e</sup>
Lithuania	No	60	307.0	0.21	No	5.5	50	100	No	No	20.7	Yes	No	No	No	Yes	Yes	No	8.7	15.9
Luxembourg	Yes	24	2,374.4	0.25	No	5.5	15	70	No	Yes	25.0	Yes	Yes	Yes	No	No	No	Yes	17.3	4.3
Macedonia, FYR	No	60	168.4	0.30	Yes	6	35	50	Yes	No	20.0	Yes	No	Yes	No	No	No	No	4.3	8.7
Madagascar	Yes	24	41.4	0.63	Yes	6	30	40	No	No	24.0	Yes	No	Yes	Yes	No	Yes	Yes	3.4	8.9
Malawi	Yes	No limit	28.6	0.52	Yes	6	0	100	No	No	18.0	Yes	Yes	No	No	No	No	No	4.3	12.3
Malaysia	No	No limit	0.0	0.00	Yes	6	0	0	No	No	13.3	Yes	No	Yes	No	No	No	No	6.7	17.2
Maldives	No	24	0.0	0.00	Yes	6	0	50	No	No	30.0	Yes	No	No	No	No	No	No	5.8	0.0
Mali	Yes	72	14.4	0.14	Yes	6	0	0	No	No	22.0	Yes	Yes	Yes	No	No	Yes	Yes	4.3	9.3
Malta	No	48	953.3	0.39	No	6	0	0	No	No	24.0	Yes	No	No	No	No	Yes	Yes	7.3	0.0
Marshall Islands	No	No limit	0.0	0.00	Yes	7	0	0	No	No	0.0	Yes	No	No	No	No	No	No	0.0	0.0
Mauritania	No	24	68.9	0.48	Yes	6	100	50	Yes	No	18.0	Yes	Yes	Yes	No	No	Yes	Yes	4.3	6.1
Mauritius	No	No limit	166.3	0.17	Yes	6	0	100	No	No	22.0	Yes	Yes	Yes	No	No	No	No	4.3	6.3
Mexico	Yes	No limit	121.4	0.10	Yes	6	0	25	Yes	No	12.0	Yes	Yes	Yes	Yes	No	Yes	Yes	0.0	22.0
Micronesia, Fed. Sts.	No	No limit	271.7	0.68	Yes	7	0	0	No	No	0.0	Yes	No	No	No	No	No	No	0.0	0.0
Moldova	Yes	No limit	87.4	0.38	Yes	6	50	100	Yes	Yes	20.0	Yes	Yes	Yes	No	Yes	Yes	No	8.7	13.9
Mongolia	No	No limit	91.9	0.32	Yes	5	0	50	No	No	16.0	Yes	No	No	No	No	No	No	4.3	4.3
Montenegro	No	24	294.8	0.34	Yes	6	40	0	No	No	21.0	Yes	No	No	No	Yes	Yes	No	4.3	6.9
Morocco	Yes	12	272.7	0.74	Yes	6	0	0	No	Yes	19.5	Yes	No	Yes	Yes	Yes	Yes	Yes	7.2	13.5
Mozambique	Yes	72	108.6	1.46	Yes	6	0	100	No	Yes	24.0	Yes	Yes	Yes	No	No	No	No	4.3	33.2
Namibia	No	No limit	0.0	0.00	Yes	6	6	100	No	Yes	20.0	Yes	Yes	Yes	No	No	No	No	4.3	5.3
Nepal	Yes	No limit	74.7	1.00	Yes	6	0	50	No	No	18.0	Yes	Yes	Yes	Yes	No	Yes	Yes	4.3	22.9
Netherlands	No	36	1,036.8	0.17	Yes	5.5	0	0	Yes	Yes	20.0	Yes	Yes	Yes	Yes	Yes	Yes	No	8.7	0.0
New Zealand	No	No limit	1,851.3	0.40	Yes	7	0	0	No	No	20.0	Yes	No	No	No	Yes	No	No	0.0	0.0
Nicaragua	No	No limit	137.2	0.86	Yes	6	0	100	Yes	Yes	30.0	Yes	No	No	No	No	No	No	0.0	14.9

	Employing workers data				Rigidity of hours index							Difficulty of redundancy index					Redundancy cost				
	Difficulty of hiring index				50-hour workweek allowed? <sup>c</sup>	Maximum working days per week	Premium for night work (% of hourly pay) <sup>d</sup>	Premium for work on weekly rest day (% of hourly pay) <sup>d</sup>	Major restrictions on night work? <sup>d</sup>	Major restrictions on weekly holiday work? <sup>d</sup>	Paid annual leave (working days) <sup>e</sup>	Dismissal due to redundancy allowed by law?	Third-party notification if 1 worker is dismissed?	Third-party approval if 1 worker is dismissed?	Third-party notification if 9 workers are dismissed?	Third-party approval if 9 workers are dismissed?	Retraining or reassignment? <sup>f</sup>	Priority rules for redundancies?	Priority rules for reemployment?	Notice period for redundancy dismissal (weeks of salary) <sup>e</sup>	Severance pay for redundancy dismissal (weeks of salary) <sup>e</sup>
Niger	Yes	24	58.5	0.95	No	6	38	0	No	No	22.0	Yes	Yes	No	No	Yes	Yes	Yes	4.3	5.8	
Nigeria	No	No limit	106.5	0.57	Yes	6	0	0	No	No	20.0	Yes	No	No	No	No	No	Yes	No	4.0	12.2
Norway	Yes	48	3,893.4	0.35	Yes	6	0	0	Yes	Yes	21.0	Yes	No	No	No	Yes	Yes	Yes	8.7	0.0	
Oman	No	No limit	520.1	0.19	Yes	5	50	100	No	No	22.0	Yes	No	No	No	No	No	No	4.3	0.0	
Pakistan	Yes	9	36.7	0.24	Yes	6	0	100	No	Yes	14.0	Yes	No	No	No	Yes	Yes	Yes	4.3	22.9	
Palau	No	No limit	525.9	0.55	Yes	7	0	0	No	No	0.0	Yes	No	No	No	No	No	No	0.0	0.0	
Panama	Yes	12	438.6	0.43	Yes	6	0	50	Yes	Yes	22.0	Yes	Yes	Yes	Yes	No	Yes	No	0.0	18.1	
Papua New Guinea	No	No limit	115.4	0.55	Yes	6	0	0	No	No	11.0	Yes	No	No	No	No	No	No	3.3	9.2	
Paraguay	Yes	No limit	198.7	0.50	Yes	6	30	100	Yes	No	20.0	Yes	Yes	Yes	Yes	Yes	No	Yes	7.5	18.6	
Peru	Yes	60	253.2	0.35	Yes	6	35	100	No	No	13.0	Yes	Yes	Yes	Yes	Yes	No	Yes	0.0	11.4	
Philippines	Yes	No limit	192.5	0.64	Yes	6	10	30	No	No	5.0	Yes	Yes	No	No	No	Yes	No	4.3	23.1	
Poland	No	No limit	390.7	0.27	Yes	6	20	100	No	No	22.0	Yes	No	No	No	Yes	Yes	Yes	10.1	8.7	
Portugal	Yes	54	775.5	0.29	Yes	6	25	100	No	Yes	22.0	Yes	Yes	No	No	Yes	Yes	Yes	7.9	26.0	
Puerto Rico (U.S.)	No	No limit	1,256.7	0.57	Yes	7	0	100	No	No	15.0	Yes	No	No	No	No	Yes	Yes	0.0	0.0	
Qatar	No	No limit	0.0	0.00	Yes	6	0	0	No	No	22.0	Yes	No	No	No	No	No	No	7.2	16.0	
Romania	Yes	36	216.4	0.23	Yes	5	25	100	No	No	20.0	Yes	No	No	No	Yes	Yes	Yes	4.0	0.0	
Russian Federation	Yes	60	325.6	0.27	Yes	6	20	100	No	No	22.0	Yes	Yes	Yes	No	Yes	Yes	No	8.7	8.7	
Rwanda	No	No limit	0.0	0.00	Yes	6	0	0	No	No	19.3	Yes	Yes	No	No	No	Yes	No	4.3	8.7	
Samoa	No	No limit	167.5	0.36	Yes	6	0	100	No	No	10.0	Yes	No	No	No	No	No	No	5.8	0.0	
Sao Tome and Principe	Yes	36	0.0	0.00	No	6	25	100	No	Yes	26.0	Yes	Yes	Yes	Yes	No	No	Yes	4.3	26.0	
Saudi Arabia	No	No limit	0.0	0.00	Yes	6	0	50	No	No	20.7	Yes	No	No	No	No	No	No	4.3	15.2	
Senegal	Yes	24	74.6	0.45	Yes	6	38	0	No	Yes	24.3	Yes	Yes	No	No	Yes	Yes	Yes	3.2	10.5	
Serbia	Yes	12	203.8	0.29	Yes	6	26	26	No	No	20.0	Yes	No	No	No	Yes	No	Yes	0.0	7.7	
Seychelles	Yes	No limit	349.8	0.24	Yes	6	0	100	No	No	21.0	Yes	Yes	Yes	Yes	No	No	No	4.3	9.1	

	Employing workers data				Rigidity of hours index							Difficulty of redundancy index					Redundancy cost				
	Difficulty of hiring index				Rigidity of hours index							Difficulty of redundancy index					Redundancy cost				
	Fixed-term contracts prohibited for permanent tasks?	Maximum length of fixed-term contracts (months) <sup>a</sup>	Minimum wage for a 19-year-old worker or an apprentice (US\$/month) <sup>b</sup>	Ratio of minimum wage to value added per worker	50-hour workweek allowed? <sup>c</sup>	Maximum working days per week	Premium for night work (% of hourly pay) <sup>d</sup>	Premium for work on weekly rest day (% of hourly pay) <sup>d</sup>	Major restrictions on night work? <sup>d</sup>	Major restrictions on weekly holiday work? <sup>d</sup>	Paid annual leave (working days) <sup>e</sup>	Dismissal due to redundancy allowed by law?	Third-party notification if 1 worker is dismissed?	Third-party approval if 1 worker is dismissed?	Third-party notification if 9 workers are dismissed?	Third-party approval if 9 workers are dismissed?	Retraining or reassignment? <sup>f</sup>	Priority rules for redundancies?	Priority rules for reemployment?	Notice period for redundancy dismissal (weeks of salary) <sup>e</sup>	Severance pay for redundancy dismissal (weeks of salary) <sup>e</sup>
Sierra Leone	Yes	No limit	37.3	0.73	Yes	5	15	100	No	No	21.3	Yes	Yes	No	Yes	Yes	Yes	Yes	8.7	69.6	
Singapore	No	No limit	0.0	0.00	Yes	6	0	100	No	No	10.7	Yes	No	No	No	No	No	No	3.0	0.0	
Slovak Republic	No	36	447.5	0.24	Yes	6	20	0	No	No	25.0	Yes	No	No	No	Yes	No	No	11.6	0.0	
Slovenia	Yes	24	1,054.8	0.37	Yes	6	50	50	No	Yes	21.0	Yes	No	No	No	Yes	Yes	Yes	5.7	5.7	
Solomon Islands	No	No limit	111.9	0.69	Yes	6	0	0	No	No	15.0	Yes	Yes	Yes	No	No	No	No	4.3	10.7	
South Africa	Yes	No limit	621.6	0.70	Yes	6	0	100	Yes	No	15.0	Yes	Yes	Yes	No	Yes	No	No	4.0	5.3	
Spain	Yes	No limit	1,022.9	0.27	Yes	5.5	25	0	Yes	No	22.0	Yes	Yes	Yes	No	No	No	No	2.1	15.2	
Sri Lanka	No	No limit	40.2	0.12	Yes	5.5	0	50	No	Yes	14.0	Yes	Yes	Yes	Yes	No	Yes	No	4.3	54.2	
St. Kitts and Nevis	No	No limit	501.5	0.31	Yes	7	0	0	No	No	14.0	Yes	No	No	No	No	No	Yes	8.7	0.0	
St. Lucia	No	No limit	0.0	0.00	Yes	6	0	150	No	No	21.0	Yes	No	No	No	No	No	No	3.7	9.3	
St. Vincent and the Grenadines	No	No limit	191.2	0.25	Yes	6	0	0	No	No	19.3	Yes	No	Yes	No	No	No	Yes	4.0	10.0	
Sudan	No	48	75.0	0.26	Yes	6	0	0	No	No	23.3	Yes	Yes	Yes	Yes	No	No	No	4.3	21.7	
Suriname	No	No limit	0.0	0.00	Yes	6	0	100	No	No	16.0	Yes	Yes	Yes	Yes	No	No	No	0.0	8.8	
Swaziland	No	No limit	96.3	0.21	Yes	5.5	0	0	No	No	11.0	Yes	No	No	No	No	Yes	No	5.9	8.7	
Sweden	No	24	0.0	0.00	Yes	5.5	0	0	No	Yes	25.0	Yes	No	Yes	No	Yes	Yes	Yes	14.4	0.0	
Switzerland	No	120	0.0	0.00	Yes	6	0	0	No	No	20.0	Yes	No	No	No	No	No	No	10.1	0.0	
Syrian Arab Republic	No	60	209.7	0.54	Yes	6	0	100	No	Yes	21.7	Yes	Yes	Yes	Yes	No	No	No	8.7	0.0	
Taiwan, China	Yes	12	621.5	0.26	Yes	6	0	100	No	No	12.0	Yes	Yes	Yes	Yes	Yes	No	Yes	3.8	18.8	
Tajikistan	Yes	No limit	16.4	0.14	No	6	50	100	Yes	No	23.3	Yes	Yes	Yes	No	Yes	Yes	No	8.7	6.9	
Tanzania	Yes	No limit	52.5	0.61	Yes	6	5	100	No	No	20.0	Yes	Yes	Yes	Yes	No	No	No	4.0	5.3	
Thailand	Yes	No limit	117.9	0.23	Yes	6	0	0	No	No	6.0	Yes	No	No	No	No	No	No	4.3	31.7	
Timor-Leste	Yes	36	0.0	0.00	Yes	6	25	100	No	No	12.0	Yes	Yes	Yes	No	No	No	No	4.3	0.0	
Togo	Yes	48	71.7	0.88	Yes	6	200	65	No	No	30.0	Yes	Yes	Yes	No	No	Yes	Yes	4.3	8.8	
Tonga	No	No limit	0.0	0.00	Yes	6	0	0	No	Yes	0.0	Yes	No	No	No	No	No	No	0.0	0.0	

Employing workers data		Difficulty of hiring index				Rigidity of hours index					Difficulty of redundancy index						Redundancy cost					
		Fixed-term contracts prohibited for permanent tasks?	Maximum length of fixed-term contracts (months) <sup>a</sup>	Minimum wage for a 19-year-old worker or an apprentice (US\$/month) <sup>b</sup>	Ratio of minimum wage to value added per worker	50-hour workweek allowed? <sup>c</sup>	Maximum working days per week	Premium for night work (% of hourly pay) <sup>d</sup>	Premium for work on weekly rest day (% of hourly pay) <sup>d</sup>	Major restrictions on night work? <sup>d</sup>	Major restrictions on weekly holiday work? <sup>d</sup>	Paid annual leave (working days) <sup>e</sup>	Dismissal due to redundancy allowed by law?	Third-party notification if 1 worker is dismissed?	Third-party approval if 1 worker is dismissed?	Third-party notification if 9 workers are dismissed?	Third-party approval if 9 workers are dismissed?	Retraining or reassignment? <sup>f</sup>	Priority rules for redundancies?	Priority rules for reemployment?	Notice period for redundancy dismissal (weeks of salary) <sup>e</sup>	Severance pay for redundancy dismissal (weeks of salary) <sup>e</sup>
Trinidad and Tobago	No	No limit	0.0	0.00	Yes	6	0	100	No	No	No	10.0	Yes	No	No	Yes	No	No	Yes	No	6.4	14.1
Tunisia	No	48	119.6	0.25	Yes	6	0	100	No	No	13.0	Yes	Yes	Yes	Yes	Yes	Yes	Yes	Yes	Yes	4.3	7.8
Turkey	Yes	No limit	529.7	0.41	Yes	6	0	100	Yes	No	18.0	Yes	No	No	No	No	No	Yes	No	Yes	6.7	23.1
Uganda	No	No limit	2.7	0.03	Yes	6	0	0	No	No	21.0	Yes	No	No	No	No	No	No	No	No	8.7	0.0
Ukraine	Yes	No limit	119.1	0.32	No	5.5	20	100	No	No	18.0	Yes	Yes	No	Yes	No	Yes	Yes	Yes	Yes	8.7	4.3
United Arab Emirates	No	No limit	0.0	0.00	Yes	6	0	50	No	Yes	26.0	Yes	No	No	No	No	No	No	No	No	4.3	0.0
United Kingdom	No	No limit	1,338.2	0.28	Yes	6	0	0	No	No	28.0	Yes	No	No	No	No	No	No	No	No	5.3	3.0
United States	No	No limit	1,245.5	0.21	Yes	6	0	0	No	No	0.0	Yes	No	No	No	No	No	No	No	No	0.0	0.0
Uruguay	Yes	No limit	355.9	0.23	Yes	6	0	100	No	No	21.0	Yes	No	No	No	No	No	No	No	No	0.0	20.8
Uzbekistan	Yes	60	34.4	0.18	Yes	6	50	100	Yes	No	15.0	Yes	No	No	Yes	No	Yes	Yes	Yes	No	8.7	8.7
Vanuatu	No	No limit	264.8	0.65	Yes	6	75	50	No	No	15.0	Yes	No	No	No	No	No	No	No	No	9.3	23.1
Venezuela, R <sup>o</sup>	Yes	24	301.1	0.20	Yes	6	30	50	Yes	No	19.3	No	n.a.	n.a.	n.a.	n.a.	n.a.	n.a.	n.a.	n.a.	n.a.	n.a.
Vietnam	No	72	64.5	0.43	Yes	6	30	100	No	No	13.0	Yes	No	No	Yes	Yes	Yes	Yes	Yes	No	0.0	24.6
West Bank and Gaza	No	24	0.0	0.00	Yes	6	0	150	Yes	Yes	18.0	Yes	Yes	No	Yes	No	No	No	No	No	4.3	23.1
Yemen, Rep.	No	No limit	78.9	0.47	Yes	6	15	100	No	No	30.0	Yes	Yes	No	Yes	No	No	No	No	Yes	4.3	23.1
Zambia	No	No limit	75.8	0.40	Yes	5.5	4	100	No	No	24.0	Yes	Yes	No	Yes	No	No	No	No	No	4.3	46.2
Zimbabwe	No	No limit	167.4	1.80	Yes	6	15	100	Yes	No	22.0	Yes	Yes	Yes	Yes	Yes	Yes	Yes	No	No	13.0	69.3

a. Including renewals.

b. Economies for which 0.0 is shown have no minimum wage.

c. For 2 months a year in case of a seasonal increase in production.

d. In case of continuous operations.

e. Average for workers with 1, 5 and 10 years of tenure.

f. Whether compulsory before redundancy.

g. Some answers are not applicable ("n.a.") for economies where dismissal due to redundancy is disallowed.

Source: Doing Business database.

2007 2012 2011  
 2005 2009 2004  
 2008 2006 2010 2013

## Acknowledgments

*Doing Business* would not be possible without the expertise and generous input of a network of more than 9,600 local partners, including legal experts, business consultants, accountants, freight forwarders, government officials and other professionals routinely administering or advising on the relevant legal and regulatory requirements in the 185 economies covered. Contact details for local partners are available on the *Doing Business* website at <http://www.doingbusiness.org>.

The online service of the *Doing Business* database is managed by Andres Baquero Franco, Varun Doiphode, Graeme Littler, Kunal Patel, Mohan Pathapati, Vinod Thottikkatu and Hashim Zia under the direction of Preeti Endlaw. The *Doing Business 2013* report media and marketing strategy is managed by Nadine Ghannam. The events and road-show strategy is managed by Sushmitha Malini Narsiah.

The team is grateful for valuable comments provided by colleagues across the World Bank Group and for the guidance of World Bank Group Executive Directors. It would especially like to acknowledge the comments and guidance of Aart C. Kraay. Comments were also received from Ali Abukumail, Hormoz Aghdaey, Pedro Alba, Alejandro Alvarez de la Campa, Inger Anderson, Nabila Assaf, Simon Bell, Najy Benhassine, Alexander Berg, Tony Bigio, Christopher Bleakley, Frank Fulgence K. Byamugisha, Otaviano Canuto, Kevin Carey, Guang Zhe Chen, Pamela Cox, Boris Divjak, Grahame Dixie, Delores Elliot, Fabrizio Fraboni, Jose Maria Garrido, Frederico Gil Sander, Indermit S. Gill, Eva M. Gutierrez, Mary Hallward-Driemeier, Marek Hanusch, Caroline

Heider, Vijay Iyer, Karina Izaguirre, Melissa Johns, Lisa Kaestner, Arvo Kuddo, Sumir Lal, Giuseppe Larossi, Anne-Marie Leroy, Oscar Madeddu, Marie Françoise Marie-Nelly, Andres Federico Martinez, Philippe De Meneval, Riz Mokal, Marcin Piatkowski, Mohammad Zia M. Qureshi, Fanja Sahondraniaina Ravoavy, Susan Razzaz, Maria Camila Roberts, Michal Rutkowski, Shalini Sankaranarayanan, Massimiliano Santini, Jordan Schwartz, Peter Sheerin, Victoria Stanley, Rodrigo de Jesus Suescun, Mark Sundberg, Stoyan Tenev, Axel van Trotsenburg, Mahesh Uttamchandani, Tunc Uyanic, Jan Walliser, Wendy Jo Werner and Grace M. Yabrudy.

The paying taxes project was conducted in collaboration with PwC, led by John Preston. The development of the getting electricity indicators was financed by the Norwegian Trust Fund. The APEC Secretariat commented on the APEC case study. Jonathan Bailey, Omowunmi Ladipo and César Chaparro Yedro commented on the Rwanda case study. Aart C. Kraay and Alejandro Ponce commented on the case study on the transparency of business regulation.

Alison Strong copyedited the manuscript. Corporate Visions, Inc. designed the report and the graphs.

Quotations in this report are from *Doing Business* local partners unless otherwise indicated. The names of those wishing to be acknowledged individually are listed below. The global and regional contributors listed are firms that have completed multiple surveys in their various offices around the world.

**GLOBAL CONTRIBUTORS**

ADVOCATES FOR INTERNATIONAL DEVELOPMENT

ALLEN &amp; OVERY LLP

AMERICAN BAR ASSOCIATION, SECTION OF INTERNATIONAL LAW

BAKER &amp; MCKENZIE

CLEARY GOTTlieb STEEN &amp; HAMILTON LLP

ERNST &amp; YOUNG

IUS LABORIS, ALLIANCE OF LABOR, EMPLOYMENT, BENEFITS AND PENSIONS LAW FIRMS

KPMG

LAW SOCIETY OF ENGLAND AND WALES

LEX MUNDI, ASSOCIATION OF INDEPENDENT LAW FIRMS

PANALPINA

PwC<sup>1</sup>

RAPOSO BERNARDO &amp; ASSOCIADOS

RUSSELL BEDFORD INTERNATIONAL

SDV INTERNATIONAL LOGISTICS

SECURITY CARGO NETWORK

**REGIONAL CONTRIBUTORS**

A.P. MOLLER-MAERSK GROUP

ASSOCIATION OF CONSUMER CREDIT INFORMATION SUPPLIERS (ACCIS)

CABINET JOHN W. FFOOKS &amp; Co.

GLOBALINK TRANSPORTATION &amp; LOGISTICS WORLDWIDE LLP

GRATA LAW FIRM

JONES LANG LASALLE

SALANS INTERNATIONAL LAW FIRM

TALAL ABU GHAZALEH LEGAL (TAG-LEGAL)

TRANSUNION INTERNATIONAL

**ALBANIA**

DYRRRAHSPED SHPK

Eduart Ahmeti

BOGA &amp; ASSOCIATES TIRANA

Artur Asllani  
TONUCCI & PARTNERSSabina Baboci  
KALO & ASSOCIATESRedjan Basha  
A&B BUSINESS CONSULTINGLedja Beçi  
HOXHA, MEMI & HOXHAAlban Bello  
KPMG ALBANIA SHPKJona Bica  
KALO & ASSOCIATESArtan Bozo  
BOZO & ASSOCIATES LAW FIRMJonida Braja Melani  
WOLF THEISSAlban Caushi  
KALO & ASSOCIATESSajmir Dautaj  
TONUCCI & PARTNERSEniana Dupi  
AECO CONSULTINGErinda Duraj  
BOZO & ASSOCIATES LAW FIRMSokol Elmazaj  
BOGA & ASSOCIATES TIRANAAlba Fagu  
BANK OF ALBANIALavdimir Fusha  
ALB BB AUDITING SHPK -  
CORRESPONDENT OF RUSSELL BEDFORD  
INTERNATIONALLisjana Fusha  
ALB BB AUDITING SHPK -  
CORRESPONDENT OF RUSSELL BEDFORD  
INTERNATIONALAurela Gjokutaj  
AL-TAX STUDIOEduart Gjokutaj  
AL-TAX STUDIOShirli Gorenca  
KALO & ASSOCIATESLuan Gosnishti  
ALB BB AUDITING SHPK -  
CORRESPONDENT OF RUSSELL BEDFORD  
INTERNATIONALMateo Gosnishti  
ALB BB AUDITING SHPK -  
CORRESPONDENT OF RUSSELL BEDFORD  
INTERNATIONALEmel Haxhillari  
KALO & ASSOCIATESBlerina Hilaj  
A&B BUSINESS CONSULTINGShpati Hoxha  
HOXHA, MEMI & HOXHAElona Hoxhaj  
BOGA & ASSOCIATES TIRANAXhet Hushi  
KALO & ASSOCIATESEvis Jani  
DRAKOPOULOS LAW FIRMEvandro Janka  
BOZO & ASSOCIATES LAW FIRMIlir Johollari  
HOXHA, MEMI & HOXHASabina Lalaj  
BOGA & ASSOCIATES TIRANADorian Kashuri  
KALO & ASSOCIATESErlind Kodhelaj  
BOGA & ASSOCIATES TIRANARenata Leka  
BOGA & ASSOCIATES TIRANADorjana Maliqi  
A&B BUSINESS CONSULTINGAndi Memi  
HOXHA, MEMI & HOXHAAigest Milo  
KALO & ASSOCIATESBlerita Nesho  
WOLF THEISSLoreta Peci  
PwC ALBANIAFlorian Piperi  
OPTIMA LEGAL AND FINANCIALArtila Rama  
BOGA & ASSOCIATES TIRANALoriana Robo  
KALO & ASSOCIATESAnisa Rrumbullaku  
KALO & ASSOCIATESErgis Sefa  
ERG MANAGERIALEnkelejd Seitllari  
KALO & ASSOCIATESArdjana Shehi  
KALO & ASSOCIATESElda Shuraja  
HOXHA, MEMI & HOXHAMajlinda Sulstarova  
TONUCCI & PARTNERSBesa Tauzi  
BOGA & ASSOCIATES TIRANAPaul Tobin  
PwC BULGARIAKetrin Topçiu  
BOZO & ASSOCIATES LAW FIRMEned Topi  
BOGA & ASSOCIATES TIRANAFioralba Trebicka  
HOXHA, MEMI & HOXHAAlketa Uruçi  
BOGA & ASSOCIATES TIRANAGerhard Velaj  
BOGA & ASSOCIATES TIRANASilva Velaj  
BOGA & ASSOCIATES TIRANAAspasi Xhori  
CEZ SHPERNDARIE SH.ASelena Ymeri  
HOXHA, MEMI & HOXHAEnida Zeneli  
BOZO & ASSOCIATES LAW FIRM**ALGERIA**Branka Achari-Djokic  
BANQUE D'ALGÉRIESalima Aloui  
LAW FIRM GOUSSANEM & ALOUIMohamed Atbi  
ETUDE NOTARIALE MOHAMED ATBIDjamila Azzouz  
CABINET D'AUDIT AZZOUZ -  
CORRESPONDENT OF RUSSELL BEDFORD  
INTERNATIONALSalim Azzouz  
CABINET D'AUDIT AZZOUZ -  
CORRESPONDENT OF RUSSELL BEDFORD  
INTERNATIONALKhodja Bachir  
SNC KHODJA & Co.Samir Benslimane  
CABINET BENSLIMANEAdnane Bouchaib  
BOUCHAIB LAW FIRMAmin Bouhaddi  
ENTREPRISE BOUHADDISelima Daadouche  
LEFÈVRE PELLETIER & ASSOCIÉSMohamed Dhif  
CENTRE NATIONAL DU REGISTRE DU  
COMMERCESaid Dib  
BANQUE D'ALGÉRIENicolas Granier  
LANDWELL & ASSOCIÉSOuld Hocine  
STUDIO AGoussanem Khaled  
LAW FIRM GOUSSANEM & ALOUIArezki Khelout  
MINISTÈRE DES FINANCES - DIRECTION  
GÉNÉRALE DU DOMAINE NATIONALMaya Laichoubi  
GHELLAL & MEKERBAMohamed Lanouar  
LEFÈVRE PELLETIER & ASSOCIÉSKarine Lasne  
LANDWELL & ASSOCIÉSVincent Lunel  
LEFÈVRE PELLETIER & ASSOCIÉSBournissa Mehdi  
LANDWELL & ASSOCIÉSSid-Ahmed Mekerba  
GHELLAL & MEKERBAMohamed Mokrane  
MINISTÈRE DES FINANCES - DIRECTION  
GÉNÉRALE DU DOMAINE NATIONALFares Ouzegdough  
TRANSPORT PORT LOGISTICS &  
SOLUTIONSAhmed Rahou  
MINISTÈRE DES FINANCES - DIRECTION  
GÉNÉRALE DU DOMAINE NATIONALMourad Seghir  
GHELLAL & MEKERBAMohamed Smati  
AVOCATBenabid Mohammed Tahar  
CABINET MOHAMMED TAHAR BENABID**ANGOLA**

ERNST &amp; YOUNG

LOURDES CAPOSSO FERNANDES &  
ASSOCIADOSAlexandre Caldas Menezes  
CALDAS MENEZESPedro Calixto  
PwC ANGOLAAnacléta Cipriano  
FBL ADVOGADOSMiguel Conceição  
RGT- ADVOGADOS ASSOCIADOSMiguel de Avillez Pereira  
ABREU ADVOGADOSPatricia Dias  
AVM ADVOGADOSBeatriz Ferreira de Andrade dos  
Santos  
BANCO NACIONAL DE ANGOLAAdérito Figueira  
MINISTÉRIO DA ENERGIA E ÁGUASBerta Grilo  
FBL ADVOGADOSJacinto José  
EDEL-EPVictor Leonel  
ORDEM DOS ARQUITECTOSTeresinha Lopes  
FBL ADVOGADOSZinga Lourença Correia João  
EDEL-EP

1. PwC refers to the network of member firms of PricewaterhouseCoopers International Limited (PwCIL), or, as the context requires, individual member firms of the PwC network. Each member firm is a separate legal entity and does not act as agent of PwCIL or any other member firm. PwCIL does not provide any services to clients. PwCIL is not responsible or liable for the acts or omissions of any of its member firms nor can it control the exercise of their professional judgment or bind them in any way. No member firm is responsible or liable for the acts or omissions of any other member firm nor can it control the exercise of another member firm's professional judgment or bind another member firm or PwCIL in any way.



Arlete Maia  
CFRA ADOVOGADOS ASSOCIADOS

Guirec Malfait  
SDV-AMI ANGOLA LDA

Vitor Marques da Cruz  
MC&A, IN ASSOCIATION WITH MVA -  
MOTA VEIGA ADOVOGADOS

Vanessa Mendes  
NTA - NORONHA TINY ADOVOGADOS

Marcos Neto  
BANCO NACIONAL DE ANGOLA

Luis Miguel Nunes  
AVM ADOVOGADOS

Janota Nzogi  
EDEL-EP

Sofia Oliveira  
FBL ADOVOGADOS

Eduardo Paiva  
PwC ANGOLA

José Paxe  
IRSE - INSTITUTO REGULADOR DO  
SECTOR ELÉCTRICO

Nair Pitra  
CFRA ADOVOGADOS ASSOCIADOS

Laurinda Prazeres Cardoso  
FBL ADOVOGADOS

João Robles  
F. CASTELO BRANCO & ASSOCIADOS

Tatiana Serrao  
FBL ADOVOGADOS

Cristina Teixeira  
PwC ANGOLA

Kiluanje Tiny  
NTA - NORONHA TINY ADOVOGADOS

Ludmilo Tiny  
NTA - NORONHA TINY ADOVOGADOS

N'Gunu Tiny  
CFRA ADOVOGADOS ASSOCIADOS

António Vicente Marques  
AVM ADOVOGADOS

#### ANTIGUA AND BARBUDA

Ricki Camacho  
ANTIGUA & BARBUDA INTELLECTUAL  
PROPERTY & COMMERCE (ABIPCO)

Eleanor R. Clark  
CLARKE & CLARKE

Neil Coates  
PwC ANTIGUA

Brian D'Ornellas  
OBM INTERNATIONAL, ANTIGUA LTD.

Joy Dublin  
JAMES & ASSOCIATES

Vernon Edwards Jr.  
FREIGHT FORWARDING &  
DECONSOLIDATING

Robert Giraldo  
CARIBTRANS

Sherelyn Hughes Thomas  
ANTIGUA AND BARBUDA INVESTMENT  
AUTHORITY

Alfred McKelly James  
JAMES & ASSOCIATES

Lenworth Johnson  
JOHNSON GARDINER

Lisa M. John Weste  
THOMAS, JOHN & CO.

Hugh C. Marshall  
MARSHALL & CO.

Gloria Martin  
FRANCIS TRADING AGENCY LIMITED

Girvan Pigott  
ANTIGUA PUBLIC UTILITY AUTHORITY

Septimus A. Rhudd  
RHUDD & ASSOCIATES

Stacy A. Richards-Anjo  
RICHARDS & CO.

Andrea Roberts  
ROBERTS & CO.

Cathrona Samuel  
ANTIGUA PUBLIC UTILITY AUTHORITY

Lestroy Samuel  
ANTIGUA AND BARBUDA INVESTMENT  
AUTHORITY

Patricia Simon-Forde  
CHAMBERS PATRICIA SIMON-FORDE

Marsha Thomas  
PwC ANTIGUA

Hesketh Williams  
MINISTRY OF LABOR

#### ARGENTINA

Ignacio Acedo  
GONZALEZ & FERRARO MILA

Fernando Aguinaga  
ZANG, BERGEL & VIÑES ABOGADOS

Lisandro A. Allende  
BRONS & SALAS ABOGADOS

Ignacio E. Aramburu  
ESTUDIO MOLTEDO

Natalia Artmann  
ALFARO ABOGADOS

Ariadna Artopoulos  
M. & M. BOMCHIL

Alejo Baca Castex  
G. BREUER

Vanesa Balda  
VITALE, MANOFF & FEILBOGEN

Gonzalo Carlos Ballester  
J.P. O'FARRELL ABOGADOS

Néstor J. Belgrano  
M. & M. BOMCHIL

Nicolás Belgrano  
M. & M. BOMCHIL

Sebastián Bittner  
JEBSEN & CO.

Ignacio Fernández Borzese  
LUNA REQUENA & FERNÁNDEZ BORZESE  
TAX LAW FIRM

Mariano Bourdieu  
SEVERGNINI ROBIOLA GRINBERG &  
LARRECHEA

Nicolás Bühler  
HOPE, DUGGAN & SILVA

Adriana Paola Caballero  
WIENER SOTO CAPARRÓS

Federico Carenzo  
LEONHARDT, DIETL, GRAF & VON  
DER FECHT

Mariano E. Carricart  
FORNIELES LAW FIRM

Luciano Cativa  
LUNA REQUENA & FERNÁNDEZ BORZESE  
TAX LAW FIRM

Pablo L. Cavallaro  
ESTUDIO CAVALLARO ABOGADOS

Guadalupe Cores  
QUATTRINI, LAPRIDA & ASOCIADOS

Roberto H. Cruzel  
ESTUDIO BECCAR VARELA

María Amalia Cruz  
ZANG, BERGEL & VIÑES ABOGADOS

Valeria D'Alessandro  
MARVAL, O'FARRELL & MAIRAL,  
MEMBER OF LEX MUNDI

Nicolás de Ezcurra  
ESTUDIO BECCAR VARELA

Nicolás Debernardi  
HOPE, DUGGAN & SILVA

Carola Del Rio  
SEVERGNINI ROBIOLA GRINBERG &  
LARRECHEA

Oscar Alberto del Río  
CENTRAL BANK OF ARGENTINA

Julio C. Durand  
CASSAGNE ABOGADOS

Andrés Edelstein  
PwC ARGENTINA

Joaquín Eppens  
MURRAY, ANGUILLESI, GUYOT, ROSSI &  
SIRITO DE ZAVALIA

Daniel Escolá  
QUATTRINI, LAPRIDA & ASOCIADOS

Juan M. Espeso  
JEBSEN & CO.

Pablo Ferraro Mila  
GONZALEZ & FERRARO MILA

Diego M. Fissore  
G. BREUER

Alejandro D. Fiuzza  
K&L GATES LLP NEW YORK

Victoria Funes  
M. & M. BOMCHIL

Martín Gastaldi  
ESTUDIO BECCAR VARELA

Giselle Rita Geuna  
ALFARO ABOGADOS

Juan Jose Glusman  
PwC ARGENTINA

María Soledad Gonzalez  
MARVAL, O'FARRELL & MAIRAL,  
MEMBER OF LEX MUNDI

Eugenia Goya  
ZANG, BERGEL & VIÑES ABOGADOS

Matias Grinberg  
SEVERGNINI ROBIOLA GRINBERG &  
LARRECHEA

Sandra S. Guillan  
DE DIOS & GOYENA ABOGADOS  
CONSULTORES

Daniel Intile  
DANIEL INTILE & ASOC. - MEMBER OF  
RUSSELL BEDFORD INTERNATIONAL

Martín Jebson  
JEBSEN & CO.

Luciano José Nístico  
J.P. O'FARRELL ABOGADOS

Santiago Laclau  
MARVAL, O'FARRELL & MAIRAL,  
MEMBER OF LEX MUNDI

Federico Hernán Laprida  
QUATTRINI, LAPRIDA & ASOCIADOS

Sofía Leggiero  
SEVERGNINI ROBIOLA GRINBERG &  
LARRECHEA

Bastiana Locurscio  
RATTAGAN, MACCHIAVELLO AROCENA  
& PEÑA ROBIROSA ABOGADOS

Alvaro Luna Requena  
LUNA REQUENA & FERNÁNDEZ BORZESE  
TAX LAW FIRM

Dolores Madueño  
JEBSEN & CO.

Juan Manuel Magadan  
PwC ARGENTINA

Rodrigo Marchan  
META

María Lucila Marchini  
ESTUDIO BECCAR VARELA

Gonzalo María Gros  
J.P. O'FARRELL ABOGADOS

Pedro Mazer  
ALFARO ABOGADOS

Diego Melfi  
ESTUDIO BECCAR VARELA

María Fernanda Mierez  
ESTUDIO BECCAR VARELA

José Oscar Mira  
CENTRAL BANK OF ARGENTINA

Jorge Miranda  
CLIPPERS S.A.

Miguel P. Murray  
MURRAY, ANGUILLESI, GUYOT, ROSSI &  
SIRITO DE ZAVALIA

Pablo Murray  
FIORITO MURRAY & DIAZ CORDERO

Damián Mauricio Najenson  
ESTUDIO SPOTA

Alfredo Miguel O'Farrell  
MARVAL, O'FARRELL & MAIRAL,  
MEMBER OF LEX MUNDI

Gonzalo Oliva Beltran  
LLERENA AMADEO, DONDO & OLIVA  
BELTRÁN

Javier M. Petrantonio  
M. & M. BOMCHIL

Alejandro Poletto  
ESTUDIO BECCAR VARELA

Luis Ponsati  
J.P. O'FARRELL ABOGADOS

José Miguel Puccinelli  
ESTUDIO BECCAR VARELA

Federico José Reibestein  
REIBESTEIN & ASOCIADOS

Miguel Remmer  
ESTUDIO BECCAR VARELA

Armando Ricci  
ZANG, BERGEL & VIÑES ABOGADOS

Flavia Ríos  
J.P. O'FARRELL ABOGADOS

Sebastián Rodrigo  
ALFARO ABOGADOS

Andrés Sebastián Rojas  
ESTUDIO BECCAR VARELA

Fernanda Sabbatini  
WIENER SOTO CAPARRÓS

Jorge Sanchez Diaz  
ECOBAMBOO S.A.

Esteban Aguirre Saravia  
LUNA REQUENA & FERNÁNDEZ BORZESE  
TAX LAW FIRM

Mariela Sas  
M. & M. BOMCHIL

Pablo Staszewski  
STASZEWSKI & ASOC.

María Alejandra Stefanich  
MARVAL, O'FARRELL & MAIRAL,  
MEMBER OF LEX MUNDI

Javier Tarasido  
SEVERGNINI ROBIOLA GRINBERG &  
LARRECHEA

Adolfo Tombolini  
DANIEL INTILE & ASOC. - MEMBER OF  
RUSSELL BEDFORD INTERNATIONAL

Martín Torres Girotti  
M. & M. BOMCHIL

María Paola Trigiani  
ALFARO ABOGADOS

Susana Urresti  
EDESUR ELECTRICIDAD DISTRIBUIDORA  
SUR S.A.

Hernan Verly  
ALFARO ABOGADOS

Paz Villamil  
RATTAGAN, MACCHIAVELLO AROCENA  
& PEÑA ROBIROSA ABOGADOS

Saúl Zang  
ZANG, BERGEL & VIÑES ABOGADOS

Joaquín Emilio Zappa  
J.P. O'FARRELL ABOGADOS

Carlos Zima  
PwC ARGENTINA

**ARMENIA**  
Yelena Adamyan  
PHP AUDIT

Armen Alaverdyan  
STATE REVENUE COMMITTEE OF THE  
GOVERNMENT OF THE REPUBLIC OF  
ARMENIA

Ruzan Alaverdyan  
MINISTRY OF URBAN DEVELOPMENT

Sevak Aleksanyan  
INVESTMENT LAW GROUP LLC

Armen Arzumanyan  
FINSTAB LLC

Sedrak Asatryan  
CONCERN-DIALOG LAW FIRM

Albert Babayan  
MINISTRY OF ECONOMY OF ARMENIA

Karapet Badalyan  
PRUDENCE LEGAL

Sayad S. Badalyan  
INVESTMENT LAW GROUP LLC

Haykaz Bakhshetsyan  
ELITE GROUP

Vardan Bezhanyan  
LAW FACULTY, YEREVAN STATE  
UNIVERSITY

Abgar Budaghyan  
PUBLIC SERVICES REGULATORY  
COMMISSION OF ARMENIA

Artyom Chakhalyan  
LOGICON DEVELOPMENT LLC

Vahe Chibukhchyan  
MINISTRY OF ECONOMY OF ARMENIA

Vahe Danielyan  
MINISTRY OF ECONOMY OF ARMENIA

Kristina Dudukhyan  
KPMG

Aikanush Edigaryan  
TRANS-ALLIANCE

Gagik Galstyan  
HORIZON 95

Koryun Gevorgyan  
MINISTRY OF ECONOMY OF ARMENIA

Vahe Ghavalyan  
PARADIGMA ARMENIA CJSC

Hayk Ghazaryan  
KPMG

Suren Gomtsyan  
CONCERN-DIALOG LAW FIRM

Armine Grigoryan  
THE STATE COMMITTEE OF THE  
REAL PROPERTY CADASTRE OF THE  
GOVERNMENT OF THE REPUBLIC OF  
ARMENIA

Narek Grigoryan  
THE STATE COMMITTEE OF THE  
REAL PROPERTY CADASTRE OF THE  
GOVERNMENT OF THE REPUBLIC OF  
ARMENIA

Tigran Grigoryan  
AMERIA CJSC

Sargis H. Martirosyan  
TRANS-ALLIANCE

Gevorg Hakobyan  
CONCERN-DIALOG LAW FIRM

Meri Hambardzumyan  
ARMENIA JUDICIAL DEPARTMENT

Davit Harutyunyan  
PwC ARMENIA

Isabella Hovhannisyan  
EBRD BUSINESS SUPPORT OFFICE

Davit Iskandarian  
HSBC BANK

Paruyr Jangulyan  
MINISTRY OF ECONOMY OF ARMENIA

Vahram Jotyan  
GOSSELIN

Tigran Jrbashyan  
AMERIABANK CJSC

Artashes F. Kakoyan  
INVESTMENT LAW GROUP LLC

Vahe G. Kakoyan  
INVESTMENT LAW GROUP LLC

Arshak Karapetyan  
INVESTMENT LAW GROUP LLC

Georgi Khachatryan  
AMERIA CJSC

Aida Khachatryan

Karen Khachatryan  
THE STATE COMMITTEE OF THE  
REAL PROPERTY CADASTRE OF THE  
GOVERNMENT OF THE REPUBLIC OF  
ARMENIA

Marine Khchoyan  
LOGICON DEVELOPMENT LLC

Tigran Kocharyan  
COMPACT REAL ESTATE AGENCY LLC

Karen Martirosyan  
AMERIA CJSC

Lilit Martirosyan  
HOVNANIAN INTERNATIONAL LTD.

Lilit Matevosyan  
PwC ARMENIA

Arsen Matikyan  
CMA CGM

Robin McCone  
PwC ARMENIA

Armen Melkumyan  
PRUDENCE LEGAL

Gurgen Migranovich Minasyan  
UNION OF BUILDERS OF ARMENIA

Armen Mkoyan  
ELITE GROUP

Gagik Mkrtchyan  
TECHNOMETRE LLC

Vahe Movsisyan  
INVESTMENT LAW GROUP LLC

Ashot Musayan  
THE STATE COMMITTEE OF THE  
REAL PROPERTY CADASTRE OF THE  
GOVERNMENT OF THE REPUBLIC OF  
ARMENIA

Nerses Nersisyan  
PwC ARMENIA

Artur Nikoyan  
TRANS-ALLIANCE

Anna Nubaryan  
AMERIA CJSC

Aram Orbelyan  
MINISTRY OF JUSTICE

Anahit Petrosyan  
PARADIGMA ARMENIA CJSC

Karen Petrosyan  
INVESTMENT LAW GROUP LLC

Naira Petrosyan  
PARADIGMA ARMENIA CJSC

Vahe Petrosyan  
LOGICON DEVELOPMENT LLC

Aram Poghosyan  
GRANT THORNTON LLP

Arman Porsughyan  
AMERIA CJSC

Gagik Sahakyan  
AMERIABANK CJSC

David Sargsyan  
AMERIA CJSC

Ruben Shahmuradyan  
COMFORT R&V

Suzanna Shamakhyan  
CONCERN-DIALOG LAW FIRM

Gayane Shimshiryan

Hakob Tadevosyan  
GRANT THORNTON LLP

Artur Tunyan  
JUDICIAL REFORM PROJECT

Lilit Tunyan  
FINCA UNIVERSAL CREDIT  
ORGANIZATION CJSC

Araik Vardanyan  
CHAMBER OF COMMERCE AND  
INDUSTRY OF THE REPUBLIC OF ARMENIA

Arman Yesayan  
ALFA SYSTEM TECHNOLOGIES

Aram Zakaryan  
ACRA CREDIT BUREAU

## AUSTRALIA

ALLEN & OVERY  
FAYMAN INTERNATIONAL PTY. LTD.

VEDA ADVANTAGE

Zeallie Ainsworth  
CLIFFORD CHANCE

Elizabeth Allen  
PwC AUSTRALIA

Lynda Brumm  
PwC AUSTRALIA

David Buda  
RBHM COMMERCIAL LAWYERS

Chris Camillin  
HOLMAN WEBB LAWYERS

Alicia Castillo  
ALICIA CASTILLO WEALTHING GROUP

Joe Catanzariti  
CLAYTON UTZ, MEMBER OF LEX MUNDI

Greg Channell  
DEPARTMENT OF LANDS

Gabrielle Cleary  
GOULD RALPH PTY LTD. - MEMBER OF  
RUSSELL BEDFORD INTERNATIONAL

Tim Cox  
PwC AUSTRALIA

Philip Crawford  
HENRY DAVIS YORK

Mark Dalby  
OFFICE OF STATE REVENUE, NSW  
TREASURY

Anne Davis  
CLAYTON UTZ, MEMBER OF LEX MUNDI

Jenny Davis  
ENERGYAUSTRALIA

Warren Davis  
GADENS LAWYERS

Chaz Dheer  
MARQUE LAWYERS

Kelly Dickson  
M+K LAWYERS

Robert Downing  
MACPHERSON + KELLEY LAWYERS

Sam Eichenbaum  
M+K LAWYERS

Ian Farmer  
PwC AUSTRALIA

Nicole Flint  
ARNOLD BLOCH LEIBLER

Grant Guenther  
M+K LAWYERS

Owen Hayford  
CLAYTON UTZ, MEMBER OF LEX MUNDI

Jason Henniker  
ENERGYAUSTRALIA

Erica Henshilwood  
MARQUE LAWYERS

David Hopwood  
M+K LAWYERS

Amelia Horvath  
CLIFFORD CHANCE

Ian Humphreys  
ASHURST LLP

Jennifer Ingram  
CLAYTON UTZ, MEMBER OF LEX MUNDI

Stephen Jauncey  
HENRY DAVIS YORK

Melissa Kirby  
HONEYWELL

Paul Kirton  
M+K LAWYERS

Rachel Kong  
MARQUE LAWYERS

Przemek Kucharski  
ALLENS ARTHUR ROBINSON

David Larish  
KING & WOOD MALLESONS

Chi-Yung Lee  
M+K LAWYERS

John Lobban  
ASHURST LLP

Prue Long  
M+K LAWYERS

Suzy Madar  
KING & WOOD MALLESONS

John Martin  
THOMSON PLAYFORD

Melody Martin  
ASHURST LLP

Mitchell Mathas  
NORTON ROSE

Nathan Mattock  
MARQUE LAWYERS

Nicholas Mavrakis  
CLAYTON UTZ, MEMBER OF LEX MUNDI

Des Mooney  
DEPARTMENT OF LANDS

Louise Murphy  
MARQUE LAWYERS

Aparna Nanayakkara  
ALLENS ARTHUR ROBINSON

William Nerlich  
M+K LAWYERS

Claudia Newman-Martin  
KING & WOOD MALLESONS

Meredith Paynter  
KING & WOOD MALLESONS

Mark Pistilli  
CLIFFORD CHANCE

Michael Quinlan  
ALLENS ARTHUR ROBINSON

John Reid  
OFFICE OF STATE REVENUE, NSW  
TREASURY

Bob Ronai

Amber Sharp  
MARQUE LAWYERS

Marisha Steinberg  
KING & WOOD MALLESONS

Damian Sturzaker  
MARQUE LAWYERS

Allira Swick  
MARQUE LAWYERS

Nick Thomas  
CLAYTON UTZ, MEMBER OF LEX MUNDI

Rosie Thomas  
KING & WOOD MALLESONS

Robert Tracy  
HENRY DAVIS YORK

Simon Truskett  
CLAYTON UTZ, MEMBER OF LEX MUNDI

David Twigg  
ENERGYAUSTRALIA

## AUSTRIA

AUSTRIAN REGULATORY AUTHORITY

VIENNA BUSINESS AGENCY

WIEN KANAL

Clemens Baerenthaler  
DLA PIPER WEISS-TESSBACH  
RECHTSANWÄLTE GMBH

Georg Bahn  
FRESHFIELDS BRUCKHAUS DERINGER

Constantin Benes  
SCHOENHERR

Georg Brandstetter  
BRANDSTETTER PRITZ & PARTNER

Doris Buxbaum  
HEGER & PARTNER

Bruno Clemente Palma  
PwC AUSTRIA

Martin Eckel  
E[N]W[C] NATLACEN WALTERDORFF  
CANCOLA RECHTSANWÄLTE GMBH

Agnes Eigner  
BRANDSTETTER PRITZ & PARTNER

Tibor Fabian  
BINDER GRÖSSWANG RECHTSANWÄLTE  
GMBH

Julian Feichtinger  
CHSH CERHA HEMPEL SPIEGELFELD  
HLAWATI

Ferdinand Graf  
GRAF & PITKOWITZ RECHTSANWÄLTE  
GMBH

Andreas Hable  
BINDER GRÖSSWANG RECHTSANWÄLTE  
GMBH

Tina Hausensteiner  
BPV HÜGEL RECHTSANWÄLTE OG

Friedrich Helml  
SCWP SCHINDHELM AUSTRIA

Alexander Hofmann  
RA Dr. ALEXANDER HOFMANN, LL.M.

Lothar Hofmann  
HLAW

Alexander Isola  
GRAF & PITKOWITZ RECHTSANWÄLTE  
GMBH

Rudolf Kaindl  
KOEHLER, KAINDL, DUERR & PARTNER,  
CIVIL LAW NOTARIES

Alexander Klausner  
BRAUNEIS KLAUSER PRÄNDL  
RECHTSANWÄLTE GMBH

Rudolf Krickl  
PwC AUSTRIA

Barbara Luger  
FRESHFIELDS BRUCKHAUS DERINGER

Peter Madl  
SCHOENHERR

Wolfgang Messeritsch  
OESTERREICHISCHE NATIONALBANK

Gerald Mitteregger  
INTERNATIONAL LOGISTIC GATEWAY

Gerhard Muggenhuber  
BEV - FEDERAL OFFICE OF METROLOGY  
& SURVEYING

Elke Napokoj  
BPV HÜGEL RECHTSANWÄLTE OG

Felix Neuwirther  
FRESHFIELDS BRUCKHAUS DERINGER

Christian Pöchlinger  
PwC AUSTRIA

Barbara Pogacar  
BPV HÜGEL RECHTSANWÄLTE OG

Martina Raczova  
GRAF & PITKOWITZ RECHTSANWÄLTE  
GMBH

Ulla Reisch  
URBANEK LIND SCHMIED REISCH  
RECHTSANWÄLTE OG

Georg Schima  
KUNZ SCHIMA WALLENIN  
RECHTSANWÄLTE OG, MEMBER OF  
IUS LABORIS

Stephan Schmalzl  
GRAF & PITKOWITZ RECHTSANWÄLTE  
GMBH

Ernst Schmidt  
HALPERN & PRINZ

Christian Schuppich  
CHSH CERHA HEMPEL SPIEGELFELD  
HLAWATI

Reinhard Schwarz  
INTERNATIONAL LOGISTIC GATEWAY

Franz Schwarzinger  
REVISIONSTREUHAND - MEMBER OF  
RUSSELL BEDFORD INTERNATIONAL

Günther Sedlacek  
OESTERREICHISCHE NATIONALBANK

Wolfgang Tichy  
SCHOENHERR

Thomas Trettnak  
CHSH CERHA HEMPEL SPIEGELFELD  
HLAWATI

Christoph Twaroch  
TECHNICAL UNIVERSITY VIENNA

Wolfgang Vanas  
GRAF & PITKOWITZ RECHTSANWÄLTE  
GMBH

Birgit Vogt-Majarek  
KUNZ SCHIMA WALLENIN  
RECHTSANWÄLTE OG, MEMBER OF  
IUS LABORIS

Gerhard Wagner  
KSV 1870

Lukas A Weber  
BRAUNEIS KLAUSER PRÄNDL  
RECHTSANWÄLTE GMBH

Thomas Zottl  
FRESHFIELDS BRUCKHAUS DERINGER

Christian Zwick  
BINDER GRÖSSWANG RECHTSANWÄLTE  
GMBH

## AZERBAIJAN

OMNI LAW FIRM

Aliagha Akhundov  
BAKER & MCKENZIE - CIS, LIMITED

Elnur Aliyev  
BHM BAKU LAW CENTRE LLC

Rashid Aliyev  
BAKER & MCKENZIE - CIS, LIMITED

Sevinj Aliyeva  
MGB LAW OFFICES

Jamil Alizada  
BAKER & MCKENZIE - CIS, LIMITED

Aykan Asadov  
BAKER & MCKENZIE - CIS, LIMITED

Ismail Askerov  
MGB LAW OFFICES

Esmer Atakishiyeva  
AZERBAIJAN GLOBAL LOGISTIC

Anar Baghirov  
BHM BAKU LAW CENTRE LLC

Natavan Baghirova  
BM MORRISON PARTNERS LAW FIRM

Samir Balayev  
UNIBANK

Johanna Cronin  
BHM BAKU LAW CENTRE LLC

Sevil Gasimova  
BAKER & MCKENZIE - CIS, LIMITED

Abbas Guliyev  
BAKER & MCKENZIE - CIS, LIMITED

Arif Guliyev  
PwC AZERBAIJAN

Gulnar Gurbanova  
BHM BAKU LAW CENTRE LLC

Elchin Habibov  
CENTRAL BANK OF AZERBAIJAN

Samir Hadjiyev  
MICHAEL WILSON & PARTNERS LTD.

Nigar Hajiyeva  
BAKER & MCKENZIE - CIS, LIMITED

Gulshan Hasanova  
BHM BAKU LAW CENTRE LLC

Elmar Huseynov  
BLUE WATER SHIPPING LTD.

Zaur Huseynov  
OJSC BAKIELEKTRIKSHEBEKE

Jeyhun Huseynzade  
PwC AZERBAIJAN

Ruhiyya Isayeva  
SALANS

Delara Israfilova  
BM MORRISON PARTNERS LAW FIRM

Vagif Karimli  
BAKER & MCKENZIE - CIS, LIMITED

Fuad Karimov  
KERMUR SPECIALIZED BUREAU OF ADVOCATES

Emin Karimov  
RENA KHALILOVA DELOITTE LLP

Farhad Mirzayev  
BM MORRISON PARTNERS LAW FIRM

Ruslan Mukhtarov  
BM MORRISON PARTNERS LAW FIRM

Atakishi Nadirov  
PwC AZERBAIJAN

Mammad Nazarliyev  
STATE OIL COMPANY OF AZERBAIJAN REPUBLIC

Naida Sadigova  
SALANS

Ali Samedov  
AZERBAIJAN GLOBAL LOGISTIC

Natig Shirinov  
MINISTRY OF TAXES

Elvira Sirajzade  
DELOITTE LLP

Mehman Sultanov  
BHM BAKU LAW CENTRE LLC

Sona Tagieva  
SALANS

Kamil Valiyev  
STATE OIL COMPANY OF AZERBAIJAN REPUBLIC

Murad Yahyayev  
UNIBANK

Ulvia Zeynalova-Bockin  
SALANS

**BAHAMAS, THE**  
MCKINNEY, BANCROFT & HUGHES

David F. Allen  
BAHAMAS LAW CHAMBERS

Kevin Basden  
BAHAMAS ELECTRICITY CORPORATION

Natasha Bosfield  
LENNOX PATON

Rodney W. Braynen  
DESIGN HAUS

Tara Cooper Burnside  
HIGGS & JOHNSON

Surinder Deal  
CRAIG G. DELANCY  
THE COMMONWEALTH OF THE BAHAMAS, MINISTRY OF WORKS & TRANSPORT

Amos J. Ferguson Jr.  
FERGUSON ASSOCIATES & PLANNERS

Wendy Forsythe  
IMPORT EXPORT BROKERS LTD.

Vann P. Gaitor  
HIGGS & JOHNSON

Kenneth L. Lightbourne  
GRAHAM, THOMPSON & CO.

Portia Nicholson  
HIGGS & JOHNSON

Andrew G.S. O'Brien II  
GLINTON, SWEETING, O'BRIEN LAW FIRM

Sophie Rolle  
LENNOX PATON

Castino D. Sands  
LENNOX PATON

Rochelle Sealy  
PwC BAHAMAS

Kevin Seymour  
PwC BAHAMAS

Burlington Strachan  
BAHAMAS ELECTRICITY CORPORATION

Jody Wells  
LENNOX PATON

**BAHRAIN**  
ELECTRICITY & WATER AUTHORITY

ERNST & YOUNG

Najma Abdul-Redha Hassan  
MINISTRY OF MUNICIPALITIES AND URBAN PLANNING

Amel Al Aseeri  
ZEENAT AL MANSOORI & ASSOCIATES

Eman Al Haji  
TALAL ABU GHAZALEH LEGAL (TAG-LEGAL)

Zeenat Al Mansoori  
ZEENAT AL MANSOORI & ASSOCIATES

Reem Al Rayes  
ZEENAT AL MANSOORI & ASSOCIATES

Mohamed Al-Ahmadi  
BAHRAIN INVESTORS CENTER

Haider Al-Noaimi  
MOHAMED SALAHUDDIN CONSULTING ENGINEERING BUREAU

Raju Alagarsamy  
HASSAN RADHI & ASSOCIATES

Shaji Alukkal  
PANALPINA WORLD TRANSPORT LLP

Rahiel Bhikie  
PwC BAHRAIN

Michael Durgavich  
ASAR - AL RUWAYEH & PARTNERS

Ken Healy  
PwC BAHRAIN

Hessa Hussain  
THE BENEFIT COMPANY

Seema Isa Al-Thawadi  
MINISTRY OF MUNICIPALITIES AND URBAN PLANNING

Jawad Habib Jawad  
BDO JAWAD HABIB

Shereen Karimi  
TALAL ABU GHAZALEH LEGAL (TAG-LEGAL)

Ebrahim Karolia  
PwC BAHRAIN

Ronald Langat  
HAYA RASHED AL KHALIFA

Saifuddin Mahmood  
HASSAN RADHI & ASSOCIATES

Abdul-Haq Mohammed  
TROWERS & HAMLINS

Emran Omar  
QAYS H. ZU'BI ATTORNEYS & LEGAL CONSULTANTS

Hassan Ali Radhi  
HASSAN RADHI & ASSOCIATES

Najib Saade  
ASAR - AL RUWAYEH & PARTNERS

Mohamed Salahuddin  
MOHAMED SALAHUDDIN CONSULTING ENGINEERING BUREAU

Thamer Salahuddin  
MOHAMED SALAHUDDIN CONSULTING ENGINEERING BUREAU

Cecile Scaros  
QAYS H. ZU'BI ATTORNEYS & LEGAL CONSULTANTS

Esmond Hugh Stokes  
HATIM S. ZU'BI & PARTNERS

Baiju Thomas  
AGILITY LOGISTICS

Hatim S. Zu'bi  
HATIM S. ZU'BI & PARTNERS

**BANGLADESH**  
Zainul Abedin  
A. QASEM & CO.

Afrin Akhter  
A. QASEM & CO.

Sharmin Akter  
AMIR & AMIR LAW ASSOCIATES, MEMBER OF LEX MUNDI

K. M. Tanzib Alam  
TANJIB UL ALAM AND ASSOCIATES

Md. Shafiqul Alam  
THE HONGKONG AND SHANGHAI BANKING CORPORATION LTD.

Noorul Azhar  
AZHAR & ASSOCIATES

A.S.A. Bari  
A.S. & ASSOCIATES

Anirban Bhowmik  
BANK OF BANGLADESH

Taslim Uddin Bhuiyan  
AMIR & AMIR LAW ASSOCIATES, MEMBER OF LEX MUNDI

Gouranga Chakraborty  
BANK OF BANGLADESH

Jamilur Reza Choudhury  
NASIRUD DOULAH DOULAH & DOULAH ADVOCATES

Shamsud Doulah  
DOULAH & DOULAH ADVOCATES

K. M. A. Halim  
UPRIGHT TEXTILE SUPPORTS

Mirza Quamrul Hasan  
ADVISER'S LEGAL ALLIANCE FIRM

Farhana Hossain  
ZOHA ZAMAN KABIR RASHID & CO., CHARTERED ACCOUNTANTS

Arif Imtiaz  
FM ASSOCIATES

M. Amir-Ul Islam  
AMIR & AMIR LAW ASSOCIATES, MEMBER OF LEX MUNDI

Ariful Islam  
BHUIYAN ISLAM & ZAIDI

Md Aminul Islam  
CITY APPAREL-TEX CO.

Seema Karim  
AMIR & AMIR LAW ASSOCIATES, MEMBER OF LEX MUNDI

Sohel Kasem  
A. QASEM & CO.

Asif Khan  
A. QASEM & CO.

Sayeed Khan  
A.S. & ASSOCIATES

Qazi Mahtab-uz-Zaman  
SHAHJAHAN MIA DHAKA ELECTRICITY SUPPLY COMPANY LTD. (DESCO)

Mohammad Moniruzzaman  
THE LAW COUNSEL

A.I.M. Monsoor  
SULTANA NASRIN AMIR & AMIR LAW ASSOCIATES, MEMBER OF LEX MUNDI

Eva Quasem  
AMIR & AMIR LAW ASSOCIATES, MEMBER OF LEX MUNDI

Ahmedur Rahim  
REGISTRAR, JOINT STOCK COMPANIES & FIRMS

Al Amin Rahman  
FM ASSOCIATES

Ferdous Rahman  
A.S. & ASSOCIATES

Tarek Rashid  
ZOHA ZAMAN KABIR RASHID & CO., CHARTERED ACCOUNTANTS

Abdus Samad  
A.S. & ASSOCIATES

Imran Siddiq  
THE LAW COUNSEL

Taposh  
ENERGY PAC ENGINEERING LTD.

Sabrina Zarin  
FM ASSOCIATES

**BARBADOS**  
Ramone Alleyne  
CLARKE GITTENS FARMER

Ricardo Anderson  
SRM ARCHITECTS LTD.

Alicia Archer  
ARTEMIS LAW

Patricia Boyce  
EVERSON R. ELCOCK & CO. LTD.

Andrew F. Brathwaite  
AFB CONSULTING

Anthony Brooks  
TONY BROOKS ARCHITECTS LTD.

George Browne  
TOWN AND COUNTRY DEVELOPMENT PLANNING OFFICE

Louis Christie  
TMR SALES & SERVICE LTD.

Berkeley Clark  
BJS CUSTOMS SERVICE INC.

Grady M. Clarke  
CARIBBEAN CREDIT BUREAU

Heather A. Clarke  
CORPORATE AFFAIRS AND INTELLECTUAL PROPERTY OFFICE

Joy-Ann Clarke  
LAND REGISTRY DEPARTMENT

Horace Cobham  
RBC ROYAL BANK

Andrew Cox  
MINISTRY OF LABOR AND SOCIAL SECURITY

Madam Justice Maureen Crane-Scott  
SUPREME COURT OF BARBADOS

Sherica J. Mohammed  
CUMBERBATCH CARRINGTON & SEALY

Adrian W. Cummins  
CARRINGTON & SEALY

Mark Cummins  
TOWN AND COUNTRY DEVELOPMENT PLANNING OFFICE

Marcel El-Daher  
DAHER & ASSOCIATES

Adrian M. Elcock  
EVERSON R. ELCOCK & CO. LTD.

Antonio Elcock  
EVERSON R. ELCOCK & CO. LTD.

Andrew C. Ferreira  
CHANCERY CHAMBERS

Lorenzo Forde  
PwC BARBADOS

Basil A. Giles  
YEARWOOD AND BOYCE

Stanton Gittens  
STANGITTS LIMITED

Adam Godson  
ROTHERLY CONSTRUCTION INC.

Anice C.N. Granville  
LEX CARIBBEAN

Yolande F. Howard  
MINISTRY OF LABOR AND SOCIAL SECURITY

Russ Jones  
PwC BARBADOS

Ruan C. Martinez  
BCF

Jenevieve Maynard  
INN CHAMBERS

David McCollin  
LAND REGISTRY DEPARTMENT

Jennifer R. Murray  
THE BANK OF NOVA SCOTIA

Percy Murrell  
P CUSTOMS BROKERS AIR SEA AND LAND TRANSPORT INC.

Ricardo Norville  
MINISTRY OF LABOR AND SOCIAL SECURITY

Noel M. Nurse  
THE BOOTH STEAMSHIP CO. (B'DOS) LTD.

Laurel Odle  
PwC BARBADOS

Gina D. Patrick  
TOWN AND COUNTRY DEVELOPMENT PLANNING OFFICE

Sheridan A. Reece  
CARRINGTON & SEALY

P.E. Serrao  
FITZWILLIAM, STONE & ALCAZAR

Joe Steinbok  
ROTHERLY CONSTRUCTION INC.

Kaye A. Williams  
MERIDIAN LAW

Stephen Worme  
THE BARBADOS LIGHT AND POWER COMPANY LTD.

**BELARUS**  
Amir Al-Haidar  
REVERA CONSULTING GROUP

Tatiana Aleksnina  
CHSH CERHA HEMPEL SPIEGELFELD HLAWATI

Alexey Anischenko  
SORAINEN

Aliaksandr Anisovich  
PROMAUDIT

Kiryl Apanasevich  
VLASOVA MIKHEL & PARTNERS

Dmitry Arkhipenko  
REVERA CONSULTING GROUP

Alexander Artsiukhevich  
JURZNAK LAW FIRM LLC

Dzmitry Barouka  
ARZINGER & PARTNERS INTERNATIONAL  
LAW FIRM

Irina A. Belskaya  
THE SUPREME ECONOMIC COURT OF  
THE REPUBLIC OF BELARUS

Vladimir G. Biruk  
CAPITAL GROUP

Evgeniya Borisevich

Ekaterina V. Borovtsova  
THE SUPREME ECONOMIC COURT OF  
THE REPUBLIC OF BELARUS

Alexander Botian  
BOROVTSOV & SALEI LAW OFFICES

Sergey Chistyakov  
STEPANOVSKI, PAPAKUL AND PARTNERS  
LTD.

Alexey Daryin  
REVERA CONSULTING GROUP

Sergey Dubovik  
NATIONAL BANK OF THE REPUBLIC OF  
BELARUS

Tatiana Emelianova  
VLASOVA MIKHEL & PARTNERS

Andrej Ermolenko  
VLASOVA MIKHEL & PARTNERS

Alena Gavdur  
ARZINGER & PARTNERS INTERNATIONAL  
LAW FIRM

Kirill Golovko  
REVERA CONSULTING GROUP

Evgenia Gorionouva  
BOROVTSOV & SALEI LAW OFFICES

Tatiana Guretskaya  
REVERA CONSULTING GROUP

Oleg Gvozdz  
PwC BELARUS

Elena Hmeleva  
BUSINESSCONSULT LAW FIRM

Antonina Ivanova  
LAW FIRM DICSА

Marina Kalinouskaya  
JURZNAK LAW FIRM LLC

Alina Kalinovskaya

Uljana Karpekina  
REVERA CONSULTING GROUP

Dmitry Khalimonchik  
JURZNAK LAW FIRM LLC

Maria Khomenko  
PwC BELARUS

Sergey Khostovich  
GS PLUS

Alexander Khrapoutski  
SYSOUVEV, BONDAR, KHRAPOUTSKI  
LAW FIRM

Alexander Kirilenko  
AGENCY OF TERNAROUND  
TECHNOLOGIES

Nina Knyazeva  
BUSINESSCONSULT LAW FIRM

Irina Koikova  
LAW FIRM DICSА

Alexander Korsak  
ARZINGER & PARTNERS INTERNATIONAL  
LAW FIRM

Dmitry Kovalchik  
STEPANOVSKI, PAPAKUL AND PARTNERS  
LTD.

Anna Kozlova  
BNT LEGAL & TAX

Sergey G. Krasovsky  
THE SUPREME ECONOMIC COURT OF  
THE REPUBLIC OF BELARUS

Olga Kuchinskaya  
VLASOVA MIKHEL & PARTNERS

Alexandra Kuchminskaya  
REVERA CONSULTING GROUP

Anastasiya Kudryakova  
NATIONAL CADASTRAL AGENCY

Elena Lefter  
ARZINGER & PARTNERS INTERNATIONAL  
LAW FIRM

Alexander Ließem  
BNT LEGAL & TAX

Sergei Makarchuk  
CHSH CERHA HEMPEL SPIEGELFELD  
HLAWATI

Sergei Makarchuk  
CHSH CERHA HEMPEL SPIEGELFELD  
HLAWATI

Mikalai Markounik  
VLASOVA MIKHEL & PARTNERS

Sergey Mashonsky  
ARZINGER & PARTNERS INTERNATIONAL  
LAW FIRM

Dmitry Matveyev  
LAW GROUP ARGUMENT

Tatiana I. Melnik  
THE SUPREME ECONOMIC COURT OF  
THE REPUBLIC OF BELARUS

Konstantin Mikhel  
VLASOVA MIKHEL & PARTNERS

Dmitry Montik  
INDIVIDUAL ENTREPRENEUR

Helen Mourashko  
REVERA CONSULTING GROUP

Valiantsina Neizvestnaya  
AUDIT AND CONSULTING LTD., BELARUS

Anna Nikolaeva  
REVERA CONSULTING GROUP

Sergei Odintsov  
PwC BELARUS

Yulia Osveichyk  
REVERA CONSULTING GROUP

Volha Parfenchyk  
CHSH CERHA HEMPEL SPIEGELFELD  
HLAWATI

Ekaterina Pastukhovich  
NATIONAL BANK OF THE REPUBLIC OF  
BELARUS

Anastasiya Pavliuchenko  
REVERA CONSULTING GROUP

Olga Pepenina  
GLIMSTEDT

Vladimir Aleksandrovich  
Polishuk  
PROFELEKTROPROEKT

Olga Prokopova  
NATIONAL BANK OF THE REPUBLIC OF  
BELARUS

Alexandr Putyato  
REVERA CONSULTING GROUP  
LAW FIRM

Inesa Safronava  
PwC BELARUS

Maksim Salahub  
VLASOVA MIKHEL & PARTNERS

Vassili I. Salei  
BOROVTSOV & SALEI LAW OFFICES

Volha Samasiuk  
BELARUS STATE UNIVERSITY

Yury Samkov  
BOROVTSOV & SALEI LAW OFFICES

Elena Sapego  
STEPANOVSKI, PAPAKUL AND PARTNERS  
LTD.

Kristina Shibeko

Yulia Shuba  
BOROVTSOV & SALEI LAW OFFICES

Dmitry Skorodulin  
BELARUS STATE UNIVERSITY

Anna Skorodulina  
JURZNAK LAW FIRM LLC

Sergey Strelchik  
VALEX CONSULT

Alla Sundukova  
MINISTRY OF TAXES AND DUTIES  
BELARUS

Natalia Talai  
VLASOVA MIKHEL & PARTNERS

Alesia Tsekhanava  
LAW FIRM DICSА

Natalia Ulasevich  
GLIMSTEDT

Eugenia Urodnich  
GLIMSTEDT

Elena Usenia  
ARZINGER & PARTNERS INTERNATIONAL  
LAW FIRM

Sviatlana Valuyeva  
STEPANOVSKI, PAPAKUL AND PARTNERS  
LTD.

Alexander Vasilevsky  
VALEX CONSULT

Oleg Veremeychik  
NATIONAL BANK OF THE REPUBLIC OF  
BELARUS

Igor Verkhovodko  
BUSINESSCONSULT LAW FIRM

Dmitry Viltovsky  
ARZINGER & PARTNERS INTERNATIONAL  
LAW FIRM

Irina Voronchuk  
ARZINGER & PARTNERS INTERNATIONAL  
LAW FIRM

Alexey Voronchuk  
REVERA CONSULTING GROUP

Maria Yurieva  
SORAINEN

Ekaterina Zabello  
VLASOVA MIKHEL & PARTNERS

Olga Zdobnova  
VLASOVA MIKHEL & PARTNERS

Dmitri Zikratsky  
REVERA CONSULTING GROUP

Maxim Znak  
JURZNAK LAW FIRM LLC

Nadezhda Znak  
JURZNAK LAW FIRM LLC

## BELGIUM

CENTRE ADMINISTRATIF DE LA VILLE DE  
BRUXELLES

STIBBE

WOUTERS, VAN MERODE &  
CO. - MEMBER OF RUSSELL BEDFORD  
INTERNATIONAL

Hubert André-Dumont  
McGUIRE WOODS LLP

Patrick Bissot  
NATIONAL BANK OF BELGIUM

Géraldine Blairvacq  
SPF FINANCES - AGDP

Erik Bomans  
DEMINOR INTERNATIONAL SCRL

Hakim Boularbah  
LIEDEKERKE WOLTERS WAELEBROECK  
KIRKPATRICK, MEMBER OF LEX MUNDI

Yves Brosens  
DLA PIPER UK LLP

Adriaan Dauwe  
ALTUIS

Astrid de Bandt  
DEMINOR INTERNATIONAL SCRL

Koenraad De Bie  
PwC BELGIUM

Esther De Raymaeker  
DLA PIPER UK LLP

Kris De Schutter  
LOYENS & LOEFF

Didier De Vliegheer  
NAUTA DUTILH

Frank Dierckx  
PwC BELGIUM

Camille Dümm  
NATIONAL BANK OF BELGIUM

Jürgen Egger  
LAGA

Aline Etienne  
NAUTA DUTILH

Alain François  
EUBELIUS ATTORNEYS

Conny Grenson  
EUBELIUS ATTORNEYS

Jean-Luc Hagon  
LOYENS & LOEFF

Thomas Hürner  
NATIONAL BANK OF BELGIUM

An Jacobs  
LIEDEKERKE WOLTERS WAELEBROECK  
KIRKPATRICK, MEMBER OF LEX MUNDI

Grégoire Jakhian  
LOYENS & LOEFF

Olivia Ledoux  
NAUTA DUTILH

Erika Leenknicht  
EUBELIUS ATTORNEYS

Stephan Legein  
FEDERAL PUBLIC SERVICE FINANCE

Luc Legon  
PwC BELGIUM

Axel Maeterlinck  
SIMONT BRAUN

Philippe Massart  
SIBELGA

Glenn Moolenschot  
EUBELIUS ATTORNEYS

Dominique Mougnot  
COMMERCIAL COURT MONS

Peter Neefs  
NATIONAL BANK OF BELGIUM

Sabrina Otten  
PwC BELGIUM

Timothy Speelman  
McGUIRE WOODS LLP

Damien Stas de Richelle  
DLA PIPER UK LLP

Nicolas Stoffels  
PwC BELGIUM

Jan Van Celst  
DLA PIPER UK LLP

Erwin van de Velde  
SPF FINANCES - AGDP

Bart Van Rossum  
B.T.V.

Sibylle Vandenberghé  
PwC BELGIUM

Grégory Vandebussche  
AREN ARCHITECTS AND ENGINEERS SPRL

Tom Vantroyen  
ALTUIS

Robert Vermetten  
TRANSPORT & PROJECT LOGISTICS

Ivan Verougstraete  
COUR DE CASSATION

Katrien Vorlat  
STIBBE

Bram Vuylsteke  
NOTARY BRAM VUYLSTEKE

Christian Willems  
LOYENS & LOEFF

## BELIZE

Emil Arguelles  
ARGUELLES & COMPANY LLC

John Avery  
PUBLIC UTILITIES COMMISSION

José A. Bautista  
PKF INTERNATIONAL

Young K. Bennett  
YOUNG'S ENGINEERING CONSULTANCY  
LTD.

Herbert Bradley  
HERBERT BRADLEY CUSTOM HOUSE  
BROKERS

Christopher Coye  
COURTENAY COYE LLP

Julius Espat  
STRUKTURE ARCHITECTS

Sherman Ferguson  
BELIZE ELECTRICITY LTD.

Velda Flowers  
BELIZE COMPANIES AND CORPORATE  
AFFAIRS REGISTRY

Gian C. Gandhi  
INTERNATIONAL FINANCIAL SERVICES  
COMMISSION

Celina Gill  
BELIZE ELECTRICITY LTD.

Glenn D. Godfrey S.C.  
GLENN D. GODFREY & CO LLP

C. Victor Lewis  
PUBLIC UTILITIES COMMISSION

Reynaldo F. Magana  
FRONTIER INTERNATIONAL BUSINESS  
SERVICES LIMITED

Tania Moody  
BARROW & WILLIAMS

Vanessa Retreage  
W.H. COURTENAY & CO.

Patricia Rodriguez  
BELIZE COMPANIES AND CORPORATE  
AFFAIRS REGISTRY

Oscar Sabido S.C.  
SABIDO & COMPANY

Saïdi Vaccaro  
ARGUELLES & COMPANY LLC

Ryan Wrobel  
WROBEL & CO., ATTORNEYS-AT-LAW

Carlton Young  
YOUNG'S ENGINEERING CONSULTANCY  
LTD.

## BENIN

CABINET JOHN W. FFOOKS & CO.

Safia Abdoulaye  
CABINET D'HUISSIER DE JUSTICE

Ganiou Adechy  
ETUDE DE ME GANIYOU ADECHY

A. Abdou Kabir Adoumbou  
CABINET MAÎTRE RAFIKOU ALABI

Saidou Agbantou  
CABINET D'AVOCATS

Rodolphe Kadoukpe Akoto  
COMAN S.A.

Sybel Akousson  
FIDUCIAIRE CONSEIL ET ASSISTANCE  
(FCA)

Ahmadou Al Aminou Lo  
BCEAO

Rafikou Agniala Alabi  
CABINET MAÎTRE RAFIKOU ALABI

Françoise Amoussou  
NOUVELLE VISION

Jacques Moïse Atchade  
CABINET DE MAÎTRE ATCHADE

Charles Badou  
CABINET D'AVOCAT CHARLES BADOU

Is-Dine Bouraima  
GUICHET UNIQUE DE FORMALISATION  
DES ENTREPRISES

Alice Codjia-Sohouenou  
CABINET D'AVOCATS ALICE CODJIA  
SOHOUENOU



Michel Djossouvi  
OFFICE NOTARIAL OLAGNIKA SALAM

Guy Médard Agbo Fayemi  
CABINET D'ARCHITECTURE ARCADE  
INTERNATIONAL

Jean Claude Gnamien  
PwC CÔTE D'IVOIRE

Irène Grimaud  
CABINET D'AVOCATS

Tairou Mama  
SOCIÉTÉ INTERNATIONALE DE TRANSIT  
TOURÉ

Jérémie Missihoun  
CABINET D'HUISSIER DE JUSTICE

Emmanuella Moulod  
PwC CÔTE D'IVOIRE

Taoïdi Osseni  
SOCIÉTÉ BÉNOÏSE D'ÉNERGIE  
ÉLECTRIQUE

Olagnika Salam  
OFFICE NOTARIAL OLAGNIKA SALAM

Hermann Senou  
ENTREPRISE GÉNÉRALE DE  
CONSTRUCTION MACKHO

Didier Sterlingot  
BOLLORÉ AFRICA LOGISTICS

Nelly Tagnon Gambor  
FIDUCIAIRE CONSEIL ET ASSISTANCE  
(FCA)

Dominique Taty  
PwC CÔTE D'IVOIRE

Jean-Bosco Todjinou  
ECOPLAN SARL

José Tonato  
IMPACT CONSULTANTS

Fousséni Traoré  
PwC CÔTE D'IVOIRE

Francine Vittin  
OFFICE NOTARIAL OLAGNIKA SALAM

Zacharie Yalo  
MAIRIE DE LA VILLE DE COTONOU

Emmanuel Yehouessi  
BCEAO

Brignon Zizindohoue

## BHUTAN

Loknath Chapagai  
MINISTRY OF ECONOMIC AFFAIRS

Tashi Chenzom  
MINISTRY OF LABOUR AND HUMAN  
RESOURCES

Eden Dema  
ROYAL MONETARY AUTHORITY OF  
BHUTAN

Bhim L. Dhungel  
ZORIG CONSULTANCY

Kencho Dorji  
LEKO PACKERS

Lhundub Dorji  
EAST - WEST CONSTRUCTION

Ugyen Dorji  
DRUK INTEGRATED GREEN BUILDINGS

Chheku Dukpa  
CONSTRUCTION ASSOCIATION OF  
BHUTAN

N. B. Gurung  
GLOBAL LOGISTICS

Sonam Gyeltshen  
BHUTAN POWER CORPORATION LTD.

Deki Kesang

Shera Lhendup  
SAYANG LAW CHAMBERS

Sonam Lhundrup  
DRUK HOLDING AND INVESTMENTS

Tashi Pem

Dorji Phuntsho  
ROYAL SECURITIES EXCHANGE OF  
BHUTAN LTD.

T. B. Rai  
ZORIG CONSULTANCY

Yeshey Selden  
MINISTRY OF ECONOMIC AFFAIRS

Govinda Sharma  
THIMPHU CITY CORPORATION

Dorji Tshering  
BHUTAN POWER CORPORATION LTD.

Gem Tshering  
BHUTAN POWER CORPORATION LTD.

Sonam Tshering  
MINISTRY OF FINANCE

Wang Tshering  
PCT CONSULTANCY & CONSTRUCTION

Deki Wangmo  
BHUTAN NATIONAL BANK

Karma Yeshey  
MINISTRY OF ECONOMIC AFFAIRS

## BOLIVIA

Fernando Aguirre  
BUFETE AGUIRRE SOC. CIV.

Ignacio Aguirre  
BUFETE AGUIRRE SOC. CIV.

Carolina Aguirre Urioste  
BUFETE AGUIRRE SOC. CIV.

David Alcózer  
CRIALES, URULLO & ANTEZANA

Christian Amestegui  
ASESORES LEGALES CP

Daniela Aragones Cortez  
SANJINÉS & ASOCIADOS SOC. CIV.  
ABOGADOS

Eduardo Aramayo  
PwC BOLIVIA

Miguel Angel Ardúz Ayllón  
ELECTROPAZ S.A.

Johnny Arteaga Chavez

Maria del Carmen Ballivián  
C.R. & F. ROJAS, MEMBER OF LEX  
MUNDI

Fernando Bedoya  
C.R. & F. ROJAS, MEMBER OF LEX  
MUNDI

Cristian Bustos  
FERRERE ATTORNEYS

Walter B. Calla Cardenas  
COLEGIO DEPARTAMENTAL DE  
ARQUITECTOS DE LA PAZ

Jose Callau  
FERRERE ATTORNEYS

Mauricio Costa du Rels  
WÜRTH KIM COSTA DU RELS

Jose Luis Diaz Romero  
SERVICIOS GENERALES EN ELECTRICIDAD  
Y CONSTRUCCIÓN (SGEC)

Salomon Eid  
FERRERE ATTORNEYS

Isabel Ferrufino  
FERRERE ATTORNEYS

Kattia Galdo  
FERRERE ATTORNEYS

Roberto Gomez-Justiniano  
SALAZAR, SALAZAR & ASOCIADOS,  
SOC. CIV.

Primitivo Gutiérrez  
GUEVARA & GUTIÉRREZ S.C.

Ana Carola Guzman Gonzales  
SALAZAR, SALAZAR & ASOCIADOS,  
SOC. CIV.

Jaime M. Jiménez Alvarez  
COLEGIO DE INGENIEROS ELECTRICISTAS Y  
ELECTRÓNICOS LA PAZ

Rodrigo Jimenez-Cusicanqui  
SALAZAR, SALAZAR & ASOCIADOS,  
SOC. CIV.

Paola Justiniano Arias  
SANJINÉS & ASOCIADOS SOC. CIV.  
ABOGADOS

Julio César Landívar Castro  
GUEVARA & GUTIÉRREZ S.C.

César Lora Moretto  
PwC BOLIVIA

Alejandra Bernal Mercado  
C.R. & F. ROJAS, MEMBER OF LEX  
MUNDI

Ariel Morales Vasquez  
C.R. & F. ROJAS, MEMBER OF LEX  
MUNDI

Ana Carola Muñoz  
WÜRTH KIM COSTA DU RELS

Jaime Muñoz-Reyes G.  
CORPORATIVE LAW BOLIVIA  
CONSULTORES ASOCIADOS

Pablo Ordóñez  
AYOROA & ORDÓÑEZ

Alejandro Peláez Kay  
INDACOCHEA & ASOCIADOS

Mariana Pereira Nava  
INDACOCHEA & ASOCIADOS

Orlando Pérez  
ELECTROPAZ S.A.

Carlos Pinto  
FERRERE ATTORNEYS

Oscar Antonio Plaza Ponte Sosa  
ENTIDAD DE SERVICIOS DE  
INFORMACIÓN EN SERBIC S.A.

Patricio Rojas  
C.R. & F. ROJAS, MEMBER OF LEX  
MUNDI

Mariela Rojas de Hamel  
ENTIDAD DE SERVICIOS DE  
INFORMACIÓN EN SERBIC S.A.

Sergio Salazar-Machicado  
SALAZAR, SALAZAR & ASOCIADOS,  
SOC. CIV.

Fernando Salazar-Paredes  
SALAZAR, SALAZAR & ASOCIADOS,  
SOC. CIV.

Sandra Salinas  
C.R. & F. ROJAS, MEMBER OF LEX  
MUNDI

Mariela Sanchez  
SUPERINTENDENCIA DE BANCOS Y  
ENTIDADES FINANCIERAS

Rodolfo Raúl Sanjinés Elizagoyen  
SANJINÉS & ASOCIADOS SOC. CIV.  
ABOGADOS

Jorge Nelson Serrate  
WÜRTH KIM COSTA DU RELS

Javier Urcullo  
CRIALES, URULLO & ANTEZANA

Ramiro Velasco  
COLEGIO DE INGENIEROS ELECTRICISTAS Y  
ELECTRÓNICOS LA PAZ

Karla Würth  
WÜRTH KIM COSTA DU RELS

## BOSNIA AND HERZEGOVINA

Samir Bajrović  
LAW OFFICE FEMIL CURT (PART OF  
DLA PIPER GROUP)

Fedja Bicakčić  
KN KARANOVIĆ & NIKOLIĆ

Dario Bišević  
DB SCHENKER

Petar Bosnić  
USAID TAX AND FISCAL PROJECT IN  
BiH (TAF)

Mubera Brković  
PwC BOSNIA AND HERZEGOVINA

Stevan Dimitrijević  
KN KARANOVIĆ & NIKOLIĆ

Višnja Dizdarević  
MARIĆ & Co LAW FIRM

Anel Droce  
KEBO & GUZIN

Dina Duraković Morankić  
LAW OFFICE DURAKOVIĆ

Stefan Dusanic  
KN KARANOVIĆ & NIKOLIĆ

Entezam Dzubur  
MARIĆ & Co LAW FIRM

Dzemila Gavrankapetanović  
BEKIR GAVRANKAPETANOVIĆ, KOLDŽO  
DAMIR AND KUKIĆ EMIR

Adis Gazibegović  
CMS REICH-ROHRWIG HAINZ D.O.O.

Azer Guzin  
KEBO & GUZIN

Semir Guzin  
KEBO & GUZIN

Dulizara Hadzimustafić  
FERK (REGULATORY COMMISSION  
FOR ELECTRICITY IN THE FEDERATION OF  
BOSNIA AND HERZEGOVINA)

Senada Havić Hrenovica  
LRC CREDIT BUREAU

Nusmir Huskić  
HUSKIĆ LAW OFFICE

Amra Isić  
MARIĆ & Co LAW FIRM

Arela Jusufbasić-Goloman  
LAWYERS OFFICE TKALČIĆ-  
DULIĆ, PREBANIĆ, RIZVIĆ &  
JUSUFBASIĆ-GOLOMAN

Lejla Kaknjo  
PKF INTERNATIONAL

Neđžada Kapidžić  
NOTARY

Miro Kebo  
KEBO & GUZIN

Damir Koldžo  
BEKIR GAVRANKAPETANOVIĆ, KOLDŽO  
DAMIR AND KUKIĆ EMIR

Anja Margetić  
CENTRAL BANK OF BOSNIA AND  
HERZEGOVINA

Branko Marić  
MARIĆ & Co LAW FIRM

Davorin Marinković  
KN KARANOVIĆ & NIKOLIĆ

Adnan Mataradžija  
MERFI, D.O.O. DRUŠTVO ZA REVIZIJU  
SARAJEVO

Sead Mijlković  
WOLF THEISS D.O.O.

Monija Nogulic  
FERK (REGULATORY COMMISSION  
FOR ELECTRICITY IN THE FEDERATION OF  
BOSNIA & HERZEGOVINA)

Mehmed Omeragić  
COVJEK I PROSTOR

Indir Osmić  
CMS REICH-ROHRWIG HAINZ D.O.O.

Dorđe Racković  
CENTRAL BANK OF BOSNIA AND  
HERZEGOVINA

Predrag Radovanović  
MARIĆ & Co LAW FIRM

Alma Ramezić  
PwC BOSNIA AND HERZEGOVINA

Neđžida Salihović-Whalen  
CMS REICH-ROHRWIG HAINZ D.O.O.

Hasib Salkić  
JUMP LOGISTICS D.O.O.

Arjana Selimić  
JP ELEKTROPRIVREDA BIH PODRUŽNICA  
ELEKTRODISTRIBUCIJA SARAJEVO

Nihad Sijerčić  
KN KARANOVIĆ & NIKOLIĆ

Maja Šimunac  
WOLF THEISS D.O.O.

Bojana Tkalčić-Džulić  
LAWYERS OFFICE TKALČIĆ-  
DULIĆ, PREBANIĆ, RIZVIĆ &  
JUSUFBASIĆ-GOLOMAN

Vildana Ušćuplić  
WOLF THEISS D.O.O.

Edin Zametica  
DERK (STATE ELECTRICITY REGULATORY  
COMMISSION)

## BOTSWANA

COLLINS NEWMAN & Co.

Jeffrey Bookbinder  
BOOKBINDER BUSINESS LAW

Ofentse Chifedi  
HOYA REMOVALS & FREIGHT

Edward W. Fasholé-Luke II  
LUKE & ASSOCIATES

Snoeky Gobopaone Kebakile  
MINISTRY OF LABOUR AND HOME  
AFFAIRS

Godfrey Madanha  
CHOCHOLOZA BUILDING CONSTRUCTION  
PTY. LTD.

Jonathan Maphepa  
GABORONE CITY COUNCIL

Finola McMahon  
OSEI-OFEI SWABI & Co.

Tsametse Mmolai  
BOTSWANA STOCK EXCHANGE

Neo Thelma Moathodi

Moiwa  
ZISMO ENGINEERING (PTY) LTD.

Segametsi Mothibedi  
GABORONE CITY COUNCIL

Mmatshipi Motsepe  
MANICA AFRICA PTY. LTD.

Rajesh Narasimhan  
GRANT THORNTON LLP

Buhle Ncube  
LUKE & ASSOCIATES

Kwadwo Osei-Ofei  
OSEI-OFEI SWABI & Co.

Chabo Peo  
BOOKBINDER BUSINESS LAW

Anura Suren Perera  
PwC BOTSWANA

Butler Phirie  
PwC BOTSWANA

Samuel Rathedi  
MINISTRY OF ENVIRONMENT, WILDLIFE  
AND TOURISM

Claudio Rossi  
SHARPS ELECTRICAL (PTY) LTD.

Daniel Swabi  
OSEI-OFEI SWABI & Co.

Onkemetse Thomas  
BOTSWANA STOCK EXCHANGE

Frederick Webb  
ARMSTRONGS ATTORNEYS

Sipho Ziga  
ARMSTRONGS ATTORNEYS

## BRAZIL

ERNST & YOUNG

EXPERTNESS BRAZIL FREIGHT  
FORWARDING & CONSULTING LTDA.

Marina Agueda  
DE LUCA, DERENUSSON, SCHUTTOFF E  
AZEVEDO ADVOGADOS

- Antônio Aires  
DEMAREST E ALMEIDA ADVOGADOS
- Kleber Altaie  
MACHADO MEYER SENDACZ E OPICE ADVOGADOS
- Flávia Cristina Altério  
KLA-KOURY LOPES ADVOGADOS
- Lúcia Aragao  
VEIRANO ADVOGADOS
- Ubajara Arcas Dias  
GASPARINI, DE CRESCI E NOGUEIRA DE LIMA ADVOGADOS
- Bruna Argento  
MACHADO MEYER SENDACZ E OPICE ADVOGADOS
- Bruno Balduccini  
PINHEIRO NETO ADVOGADOS
- Priscyla Barbosa  
VEIRANO ADVOGADOS
- Júlio Henrique Batista  
GUERRA E BATISTA ADVOGADOS
- Roberta Bessa  
MACHADO MEYER SENDACZ E OPICE ADVOGADOS
- Paula Bichuete  
RAYES & FAGUNDES ADVOGADOS
- Camila Biral  
DEMAREST E ALMEIDA ADVOGADOS
- Adriano Borges  
DE VIVO, WHITAKER, CASTRO E GONCALVES ADVOGADOS
- Carlos Braga  
SOUZA, CESCUN, BARRIEU & FLESCH ADVOGADOS
- Danilo Breve  
SOUZA, CESCUN, BARRIEU & FLESCH ADVOGADOS
- Sérgio Bronstein  
VEIRANO ADVOGADOS
- Paulo Campana  
FELSBERG, PEDRETTI, MANNRICH E AIDAR ADVOGADOS E CONSULTORES LEGAIS
- Renato Canizares  
DEMAREST E ALMEIDA ADVOGADOS
- Érika Carvalho  
SOUZA, CESCUN, BARRIEU & FLESCH ADVOGADOS
- Ramon Castilho  
SOUZA, CESCUN, BARRIEU & FLESCH ADVOGADOS
- Veridiana Celestino  
VEIRANO ADVOGADOS
- Eduardo Chaves  
RAYES & FAGUNDES ADVOGADOS
- Alexandre Clapis  
MACHADO MEYER SENDACZ E OPICE ADVOGADOS
- Ricardo E. Vieira Coelho  
PINHEIRO NETO ADVOGADOS
- Jarbas Contin  
PwC BRAZIL
- Adriana Correa  
SOUZA, CESCUN, BARRIEU & FLESCH ADVOGADOS
- Gilberto Deon Corrêa Junior  
VEIRANO ADVOGADOS PORTO ALEGRE
- Bruno Costa Altenfelder Silva Mesquita  
GASPARINI, DE CRESCI E NOGUEIRA DE LIMA ADVOGADOS
- Bruno Henrique Coutinho de Aguiar  
RAYES & FAGUNDES ADVOGADOS
- Anderson Bispo da Silva  
GUERRA E BATISTA ADVOGADOS
- Gabriela da Silva Brandão  
MINISTRY OF MINES AND ENERGY
- Gisela da Silva Freire  
PORTO ADVOGADOS
- Adriana Daiuto  
DEMAREST E ALMEIDA ADVOGADOS
- João Luis Ribeiro de Almeida  
DEMAREST E ALMEIDA ADVOGADOS
- Anderson Rivas de Almeida  
GUERRA E BATISTA ADVOGADOS
- Rafael de Carvalho Passaro  
MACHADO MEYER SENDACZ E OPICE ADVOGADOS
- Rafael De Conti  
DE CONTI LAW OFFICE
- Aldo de Cresci Neto  
GASPARINI, DE CRESCI E NOGUEIRA DE LIMA ADVOGADOS
- João Claudio De Luca  
DE LUCA, DERENUSSON, SCHUTTOFF E AZEVEDO ADVOGADOS
- Marcelo Viveiros de Moura  
PINHEIRO NETO ADVOGADOS
- Marília de Paula  
DE VIVO, WHITAKER, CASTRO E GONCALVES ADVOGADOS
- Andreza de Souza Ribeiro  
SOUZA, CESCUN, BARRIEU & FLESCH ADVOGADOS
- Nádia Demoliner Lacerda  
MESQUITA BARROS ADVOGADOS, MEMBER OF IUS LABORIS
- Eduardo Depassier  
LOESER E PORTELA ADVOGADOS
- Ana Luisa Derenusson  
DE LUCA, DERENUSSON, SCHUTTOFF E AZEVEDO ADVOGADOS
- José Ricardo dos Santos Luz Júnior  
DUARTE GARCIA, CASELLI GUIMARÃES E TERRA ADVOGADOS
- Brigida Melo e Cruz  
PINHEIRO NETO ADVOGADOS
- João Paulo F.A. Fagundes  
RAYES & FAGUNDES ADVOGADOS
- Vanessa Felício  
VEIRANO ADVOGADOS
- Iara Ferfolgia Gomes Dias  
MACHADO MEYER SENDACZ E OPICE ADVOGADOS
- Raphael Fernandes da Silveira Polito  
RAYES & FAGUNDES ADVOGADOS
- Alexsander Fernandes de Andrade  
DUARTE GARCIA, CASELLI GUIMARÃES E TERRA ADVOGADOS
- Oswaldo Fernandes Neto  
DE LUCA, DERENUSSON, SCHUTTOFF E AZEVEDO ADVOGADOS
- Isabelle Ferrarini Bueno  
VEIRANO ADVOGADOS
- Glauca Ferreira  
DEMAREST E ALMEIDA ADVOGADOS
- José Fidalgo  
DE LUCA, DERENUSSON, SCHUTTOFF E AZEVEDO ADVOGADOS
- Rafael Figueiredo  
SOUZA, CESCUN, BARRIEU & FLESCH ADVOGADOS
- Guilherme Filardi  
DE LUCA, DERENUSSON, SCHUTTOFF E AZEVEDO ADVOGADOS
- Silvia Fiszman  
MACHADO MEYER SENDACZ E OPICE ADVOGADOS
- Paulo Roberto Fogarolli Filho  
DUARTE GARCIA, CASELLI GUIMARÃES E TERRA ADVOGADOS
- Clarissa Freitas  
MACHADO MEYER SENDACZ E OPICE ADVOGADOS
- Rafael Gagliardi  
DEMAREST E ALMEIDA ADVOGADOS
- Bruna Luiza Gambogi Bertozzi  
GASPARINI, DE CRESCI E NOGUEIRA DE LIMA ADVOGADOS
- Alessandra Ganz  
VEIRANO ADVOGADOS
- Thiago Giantomassi Medeiros  
DEMAREST E ALMEIDA ADVOGADOS
- Michelle Giraldi Lacerda  
PwC BRAZIL
- Jorge Eduardo Gouvêa Vieira  
GOUVÊA VIEIRA ADVOGADOS
- Vanessa Grosso da Silveria Lardosa  
GOUVÊA VIEIRA ADVOGADOS
- Joao Mauricio Gumiero  
DELOITTE TOUCHE TOHMATSU
- Eduardo Ferraz Guerra  
GUERRA E BATISTA ADVOGADOS
- Enrique Hadad  
LOESER E PORTELA ADVOGADOS
- Ricardo Higashitani  
KLA-KOURY LOPES ADVOGADOS
- Carlos Alberto Iacia  
PwC BRAZIL
- Marcelo Inglez de Souza  
DEMAREST E ALMEIDA ADVOGADOS
- Fernando Koury Lopes  
KLA-KOURY LOPES ADVOGADOS
- Miguel Kreling  
PINHEIRO NETO ADVOGADOS
- Vilma Kutomi  
DEMAREST E ALMEIDA ADVOGADOS
- Sergio André Laclau  
XAVIER BRAGAÇA ADVOGADOS
- Flávio Lantelme  
PREFEITURA DA CIDADE DE SAO PAULO
- Juliano Lazzarini Moretti  
LAZZARINI MORETTI ADVOGADOS
- José Augusto Leal  
CASTRO, BARROS, SOBRAL, GOMES ADVOGADOS
- Alexandre Leite  
SOUZA, CESCUN, BARRIEU & FLESCH ADVOGADOS
- Fernando Loeser  
LOESER E PORTELA ADVOGADOS
- Ricardo Loureiro  
SERASA S.A.
- Eduardo Luise Gonzalez Bronzatti  
PINHEIRO GUIMARÃES ADVOGADOS
- Marina Maccabelli  
DEMAREST E ALMEIDA ADVOGADOS
- Tiago Machado Cortez  
KLA-KOURY LOPES ADVOGADOS
- João Gabriel A. L. Clark Magon  
DEMAREST E ALMEIDA ADVOGADOS
- Estêvão Mallet  
MALLET E ADVOGADOS ASSOCIADOS
- Camila Mansur  
LAZZARINI MORETTI ADVOGADOS
- André Marques  
PINHEIRO NETO ADVOGADOS
- Laura Masetto Meyer  
PINHEIRO GUIMARÃES ADVOGADOS
- Eduardo Augusto Mattar  
PINHEIRO GUIMARÃES ADVOGADOS
- Felipe Oliveira Mavignier  
GASPARINI, DE CRESCI E NOGUEIRA DE LIMA ADVOGADOS
- Marianne Mendes Webber  
SOUZA, CESCUN, BARRIEU & FLESCH ADVOGADOS
- Sarah Mila Barbassa  
SOUZA, CESCUN, BARRIEU & FLESCH ADVOGADOS
- Renata Moreira Lima  
LAZZARINI MORETTI ADVOGADOS
- Gustavo Morel  
VEIRANO ADVOGADOS
- Renata Morelli  
RAYES & FAGUNDES ADVOGADOS
- Giorgia Nagalli  
SOUZA, CESCUN, BARRIEU & FLESCH ADVOGADOS
- Cássio S. Namur  
SOUZA, CESCUN, BARRIEU & FLESCH ADVOGADOS
- Marcelo Natale  
DELOITTE TOUCHE TOHMATSU
- Diogo Nebias  
SOUZA, CESCUN, BARRIEU & FLESCH ADVOGADOS
- Jorge Nemr  
LEITE, TOSTO E BARROS
- Walter Nimir  
DE VIVO, WHITAKER, CASTRO E GONCALVES ADVOGADOS
- João Paulo Nogueira Barros  
GOUVÊA VIEIRA ADVOGADOS
- Flávio Pinto Nunes  
THYSSENKRUPP CSA SIDERURGICA DO ATLANTICO
- Daniel Oliveira  
SOUZA, CESCUN, BARRIEU & FLESCH ADVOGADOS
- Evany Oliveira  
PwC BRAZIL
- João Otávio Pinheiro Olivério  
CAMPOS MELLO ADVOGADOS, IN COOPERATION WITH DLA PIPER
- Andréa Oricchio Kirsh  
CUNHA ORICCHIO RICCA LOPES ADVOGADOS
- Gyedre Palma Carneiro de Oliveira  
SOUZA, CESCUN, BARRIEU & FLESCH ADVOGADOS
- Eloisa Paulino  
SOUZA, CESCUN, BARRIEU & FLESCH ADVOGADOS
- Rogério Rabelo Peixoto  
BANCO CENTRAL DO BRASIL
- Leila Pigozzi Alves  
DE LUCA, DERENUSSON, SCHUTTOFF E AZEVEDO ADVOGADOS
- Luanda Pinto Backheuser  
DE LUCA, DERENUSSON, SCHUTTOFF E AZEVEDO ADVOGADOS
- Durval Portela  
LOESER E PORTELA ADVOGADOS
- Daniela Prieto  
VEIRANO ADVOGADOS
- Dario Rabay  
SOUZA, CESCUN, BARRIEU & FLESCH ADVOGADOS
- Eliane Ribeiro Gago  
DUARTE GARCIA, CASELLI GUIMARÃES E TERRA ADVOGADOS
- Laura Ribeiro Vissotto  
1º CARTÓRIO DE NOTAS DE SÃO JOSÉ DOS CAMPOS
- Viviane Rodrigues  
SOUZA, CESCUN, BARRIEU & FLESCH ADVOGADOS
- Cezar Roedel  
Maristela Rossetti  
XAVIER BRAGAÇA ADVOGADOS
- César Rossi Machado  
DEMAREST E ALMEIDA ADVOGADOS
- Lia Roston  
RAYES & FAGUNDES ADVOGADOS
- Gustavo Rotta  
DELOITTE TOUCHE TOHMATSU
- Luis Augusto Roux Azevedo  
DE LUCA, DERENUSSON, SCHUTTOFF E AZEVEDO ADVOGADOS
- José Samurái Saiani  
MACHADO MEYER SENDACZ E OPICE ADVOGADOS
- Sérgio Savi  
CASTRO, BARROS, SOBRAL, GOMES ADVOGADOS
- Carolina Schreier  
KLA-KOURY LOPES ADVOGADOS
- Sabine Schuttoff  
DE LUCA, DERENUSSON, SCHUTTOFF E AZEVEDO ADVOGADOS
- Gabriel Seijo  
SOUZA, CESCUN, BARRIEU & FLESCH ADVOGADOS
- Donizetti A. Silva  
DAS CONSULTORIA
- Beatriz Souza  
SOUZA, CESCUN, BARRIEU & FLESCH ADVOGADOS
- Walter Stuber  
WALTER STUBER CONSULTORIA JURÍDICA
- Paula Surerus  
XAVIER BRAGAÇA ADVOGADOS
- Rodrigo Takano  
MACHADO MEYER SENDACZ E OPICE ADVOGADOS
- Marcelo Tendolini Saciotto  
RAYES & FAGUNDES ADVOGADOS
- Milena Tesser  
RAYES & FAGUNDES ADVOGADOS
- Marcos Tiraboschi  
DE LUCA, DERENUSSON, SCHUTTOFF E AZEVEDO ADVOGADOS
- Ivandro Trevelim  
SOUZA, CESCUN, BARRIEU & FLESCH ADVOGADOS
- Priscila Trevisan  
RAYES & FAGUNDES ADVOGADOS
- Luiz Fernando Valente De Paiva  
PINHEIRO NETO ADVOGADOS
- Ronaldo C. Veirano  
VEIRANO ADVOGADOS
- Rafael Vitelli Depieri  
1º CARTÓRIO DE NOTAS DE SÃO JOSÉ DOS CAMPOS
- Karina Vlahos  
DE LUCA, DERENUSSON, SCHUTTOFF E AZEVEDO ADVOGADOS
- José Carlos Wahle  
VEIRANO ADVOGADOS
- Eduardo Guimarães Wanderley  
VEIRANO ADVOGADOS
- Thiago Wscieklica  
SOUZA, CESCUN, BARRIEU & FLESCH ADVOGADOS
- Celso Xavier  
DEMAREST E ALMEIDA ADVOGADOS
- Karin Yamauti Hatanaka  
SOUZA, CESCUN, BARRIEU & FLESCH ADVOGADOS
- Carolina Zanoló  
MACHADO MEYER SENDACZ E OPICE ADVOGADOS
- Alessandra Zequi Salybe de Moura  
SOUZA, CESCUN, BARRIEU & FLESCH ADVOGADOS



**BRUNEI DARUSSALAM**

HSE ENGINEERING SDN BHD

Ahmad Basuni Abbas

Hafizah Alkaff  
ARKITEK SAAJonathan Cheok  
CHECK ADVOCATES & SOLICITORSRobin Cheok  
CHECK ADVOCATES & SOLICITORSDanny Chua  
BRUNEI TRANSPORTING COMPANYMohamad Daud Ismail  
DAUD ISMAIL AND COMPANYNur al-Ain Haji Abdullah  
ATTORNEY GENERAL'S CHAMBERSSaipol Hj Abd Razak  
ATTORNEY GENERAL'S CHAMBERSZaleha Hj Mat Zain  
ATTORNEY GENERAL'S CHAMBERSZuleana Kassim  
LEE CORPORATEHOUSE ASSOCIATESAlice Khan  
ATTORNEY GENERAL'S CHAMBERSCynthia Kong  
WIDDOWS KONG & ASSOCIATESKin Chee Lee  
LEE CORPORATEHOUSE ASSOCIATESLennon Lee  
PWC SINGAPOREChristina Lim  
CHECK ADVOCATES & SOLICITORSKelvin Lim  
K. LIM & CO.Siew Yen Lim  
THE JUDICIAL DEPARTMENTColin Ong  
DR. COLIN ONG LEGAL SERVICESPg Yusuf Pg Hj Mat Salleh  
ATTORNEY GENERAL'S CHAMBERSMariani Hj Sabtu  
MINISTRY OF INDUSTRY AND PRIMARY  
RESOURCES BUILDINGMartin Sinnung Jr.  
BRUNEI TRANSPORTING COMPANYShazali Sulaiman  
KPMGTing Tiu Pheng  
ARKITEK TINGCecilia Wong  
TRICOR (B) SDN BHD**BULGARIA**Svetlin Adrianov  
PENKOV, MARKOV & PARTNERSEkaterina Aleksova  
PWC BULGARIAAnton Andreev  
SCHOENHERRStefan Angelov  
V CONSULTING BULGARIARusalena Angelova  
DJINGOV, GOUGINSKI, KYUTCHUKOV  
& VELICHKOVIva Baeva  
LEGALEXSvetlana Balabanova  
TRAVELINN LTD.Ganka Belcheva  
BELCHEVA & ASSOCIATES LAW OFFICEIlian Beslemeski  
GEORGIEV, TODOROV & CO.Plamen Borissov  
BORISOV & PARTNERSChristopher Christov  
PENEV LLPLyudmila Chulkova  
PENEV LLPMaria Danailova  
DANAILOVA, TODOROV AND PARTNERS  
LAW FIRMKostadinka Deleva  
GUGUSHEV & PARTNERSAlexandra Doytchinova  
SCHOENHERRSilvia Dulevska  
BULGARIAN NATIONAL BANKDaniela Dzabarova  
IKRP ROKAS & PARTNERSMaria Endreva  
DOBREV, KINKIN & LYUTSKANOVSlavcho Georgiev  
PENEV LLPAtanas Georgiev  
PUBLIC SERVICES OODMarieta Getcheva  
PWC BULGARIAMatea Gospodinova  
DJINGOV, GOUGINSKI, KYUTCHUKOV  
& VELICHKOVRalitsa Gougleva  
DJINGOV, GOUGINSKI, KYUTCHUKOV  
& VELICHKOVStefan Gugushev  
GUGUSHEV & PARTNERSTatyana Hristova  
LEGALEXVelyana Hristova  
PENKOV, MARKOV & PARTNERSGinka Iskrova  
PWC BULGARIAAngel Kalaidjiev  
KALAJDIEV & GEORGIEVYavor Kambourov  
KAMBOUROV & PARTNERSIrena Karpe  
KAMBOUROV & PARTNERSRositsa Kebedjieva  
PENKOV, MARKOV & PARTNERSHristina Kirilova  
KAMBOUROV & PARTNERSDiana Kiskinova  
TAX ACCOUNT LTD.Nikolay Kolev  
BOYANOV & CO.Donko Kolev  
RAIFFEISEN REAL ESTATE LTD.Ilya Komarevski  
TSVETKOVA, BEBOV AND PARTNERSHristiana Krivoshieva  
ECONOMOU INTERNATIONAL SHIPPING  
AGENCY LIMITEDTsvetan Krumov  
SCHOENHERRStephan Kyutchukov  
DJINGOV, GOUGINSKI, KYUTCHUKOV  
& VELICHKOVDessislava Lukarova  
ARSOV NATCHEV GANEVAJordan Manahilov  
BULGARIAN NATIONAL BANKDimitrinka Metodieva  
GUGUSHEV & PARTNERSSlavi Mikinski  
LEGALEXBlagomir Minov  
TSVETKOVA, BEBOV AND PARTNERSTzvetoslav Mitev  
GEORGIEV, TODOROV & CO.Vladimir Natchev  
ARSOV NATCHEV GANEVAYordan Naydenov  
BOYANOV & CO.Neli Nedkova  
WOLF THEISSNedyalka Novakova  
BOYANOV & CO.Yulia Peeva  
REX CONSULTING LTD. - MEMBER OF  
RUSSELL BEDFORD INTERNATIONALLilija Pencheva  
EXPERIAN BULGARIA EADSergey Penev  
PENEV LLPDaniela Petkova  
DOBREV, KINKIN & LYUTSKANOVVeselka Petrova  
TSVETKOVA, BEBOV AND PARTNERSGergana Popova  
GEORGIEV, TODOROV & CO.Alexander Rangelov  
PWC BULGARIASvetoslav Shterev  
VIRTUSJulian Spassov  
MCGREGOR & PARTNERSIrina Stoeva  
STOEVA, KUYUMDJEVA & VITLIEVRoman Stoyanov  
PENKOV, MARKOV & PARTNERSMargarita Stoyanova  
KAMBOUROV & PARTNERSVessela Tcherneva Yankova  
V CONSULTING BULGARIAYordan Terziev  
ARSOV NATCHEV GANEVAAleksandrina Terziyska  
GUGUSHEV & PARTNERSKaloyan Todorov  
DANAILOVA, TODOROV AND PARTNERS  
LAW FIRMSvilen Todorov  
TODOROV & DOYKOVA LAW FIRMLily Trifonova  
REX CONSULTING LTD. - MEMBER OF  
RUSSELL BEDFORD INTERNATIONALGeorgi Tzvetkov  
DJINGOV, GOUGINSKI, KYUTCHUKOV  
& VELICHKOVKamena Valcheva  
TSVETKOVA, BEBOV AND PARTNERSMiroslav Varnaliev  
UNIMASTERS LOGISTICS PLC.Venzi Vassilev  
REX CONSULTING LTD. - MEMBER OF  
RUSSELL BEDFORD INTERNATIONALMarina Voynova  
KALAJDIEV & GEORGIEVKatya Yurukova  
PENKOV, MARKOV & PARTNERS**BURKINA FASO**

BOLLORE AFRICA LOGISTICS

CABINET BENOÎT J. SAWADOGO

CABINET JOHN W. FOOKS &amp; CO.

JFA AFRIQUE

Pierre Abadie  
CABINET PIERRE ABADIEAhmadou Al Aminou Lo  
BCEAOSeydou Balama  
ETUDE MAÎTRE BALAMA SEYDOUJoséphine Bassolet  
SONABELFlora Josiane Bila  
SCPA YAGUIBOU & YANOGOAimé Bonkougou  
SONABELSerge Damiba  
ARCHI CONSULTDenis Dawende  
OFFICE NOTARIAL ME JEAN CELESTIN  
ZOUREMoumouni Diarra  
SONABEL

Seydou Diarra

Jean Claude Gnamien  
PwC CÔTE D'IVOIREJean Bedel Gouba  
SONABELKarim Iboudo  
CEFACOlé Alain KAM  
DEMBS ASSOCIATES SARLIssaka Kargougou  
MAISON DE L'ENTREPRISE DU BURKINA  
FASOBarthélémy Kere  
CABINET D'AVOCATS BARTHÉLEMY KEREGilbert Kibtonré  
CEFACClarisse Kienou  
MAISON DE L'ENTREPRISE DU BURKINA  
FASOAlain Gilbert Koala  
ORDRE DES ARCHITECTES DU BURKINAVincent Armand Kobiané  
ARDI - ARCHITECTES CONSEILSMoumouny Kopihou  
CABINET D'AVOCATS MOUMOUNY  
KOPHORaphaël Kouraogo  
SONABELAnge Laure M'Pow  
SCPA YAGUIBOU & YANOGOAdeline Messou  
PWC CÔTE D'IVOIREEmmanuella Moulod  
PWC CÔTE D'IVOIRES. Al Nadia  
CABINET D'AVOCATS MOUMOUNY  
KOPHOMoussa Ouedraogo  
SCPA YAGUIBOU & YANOGOOumarou Ouedraogo  
CABINET OUEDRAOGORoger Omer Ouédraogo  
ASSOCIATION PROFESSIONNELLE DES  
TRANSITAIRES & COMMISSIONNAIRES EN  
DOUANE AGRÉESAlain Serge Paré  
CABINET YAGUIBOU & YANOGOBénéwendé S. Sankara  
CABINET MAÎTRE SANKARAHermann Lambert Sanon  
GROUPE HAGEAdama Saouadogo  
ONEADieudonné Sawadogo  
CABINET D'AVOCATS MOUMOUNY  
KOPHOOlga Tamini  
SCPA YAGUIBOU & YANOGODieudonné Tapsoba  
SECRETARIAT GÉNÉRAL DU MINISTÈRE DE  
L'HABITAT ET DE L'URBANISMEDominique Taty  
PWC CÔTE D'IVOIREMoussa Traore  
MAISON DE L'ENTREPRISE DU BURKINA  
FASOFousséni Traoré  
PWC CÔTE D'IVOIREBouba Yaguibou  
SCPA YAGUIBOU & YANOGOEmmanuel Yehouessi  
BCEAOFrancis Zagre  
SONABELK. Cyrille Zagre  
CABINET D'AVOCATS MOUMOUNY  
KOPHOBogore Zongo  
CHAMBRE NATIONALE DES HUISSIERS DE  
JUSTICE DU BURKINA FASOSylvie Zongo  
CABINET PIERRE ABADIE**BURUNDI**Joseph Bahizi  
BANQUE DE LA RÉPUBLIQUE DU  
BURUNDIJean De Dieu Basabakwinshi  
IMATCOMélance Bukera  
BURUNDI GENERAL SERVICESAnge Gakundwakazi  
GPO PARTNERS BURUNDI  
CORRESPONDENT FIRM OF DELOITTEGerard Handika  
GPO PARTNERS BURUNDI  
CORRESPONDENT FIRM OF DELOITTEAugustin Mabushi  
A & JN MABUSHI CABINET D'AVOCATSRené Claude Madebari  
MKONO & CO ADVOCATESRodrigue Majambere  
INTERCONTACT SERVICESTrust Manjengwah  
WINTERTONS LAW FIRMAnatole Miburo  
CABINET ANATOLE MIBUROIldephonse Nahimana  
BANQUE DE LA RÉPUBLIQUE DU  
BURUNDI

Patrick Ndayishimiye

Albert Ndereyimana  
GETRAGregoire Nduwimana  
SDV TRANSAMI BURUNDIBonaventure Nicimpaye  
INTERCONTACT SERVICESLambert Nigarura  
MKONO & CO ADVOCATES

Charles Nihangaza

Montfort Nininahazwe  
SEACOGustave Niyonzima  
MKONO & CO ADVOCATES

Prosper Niyoyankana

Jean-Marie Niyubahwe  
SÉNAT DU BURUNDIJocelyne Ntibangana  
CABINET DE MAÎTRE NTIBANGANAAntoine Ntisingana  
SODETRA LTD.Happy Ntwari  
MKONO & CO ADVOCATES

Patrick-Didier Nukuri

François Nyamoya  
AVOCAT À LA COURGilbert L.P. Nyatanyi  
MKONO & CO ADVOCATESDéogratias Nzemba  
AVOCAT À LA COURWilly Rubeya  
RUBEYA & CO - ADVOCATES

Benjamin Rufagari  
GPO PARTNERS BURUNDI  
CORRESPONDENT FIRM OF DELOITTE

Thierry Rujerwaka  
LABORATOIRE NATIONAL DU BÂTIMENT  
ET DES TRAVAUX PUBLICS (LNBT)  
BURUNDI

Isaac Rwankineza  
ENTREPRISE BTCE

Fabien Segatwa  
ÉTUDE ME SEGATWA

Gabriel Sinarinzi  
CABINET ME GABRIEL SINARINZI

Audace Sunzu  
REGIDESO

Egide Uwimana  
TRIBUNAL DU TRAVAIL DE BUJUMBURA

## CAMBODIA

CAMBODIA COMMERCIAL BANK

ERNST & YOUNG

Chanmalise Bun  
PWC CAMBODIA

Kosal Chan  
ACLEDA BANK PLC.

Kearath Chan  
LINEHAUL EXPRESS (CAMBODIA)  
Co., LTD.

Phanin Cheam  
MUNICIPALITY OF PHNOM PENH  
BUREAU OF URBAN AFFAIRS

Rithy Chey  
BNG LEGAL

Sokchheng Chou  
ARBITRATION COUNCIL FOUNDATION

Susanna Coghlan  
AAA CAMBODIA LTD.

Antoine Fontaine  
BUN & ASSOCIATES

Leanghor Hak  
LINEHAUL EXPRESS (CAMBODIA)  
Co., LTD.

Hour Naryth Hem  
BNG LEGAL

Sokpheaneath Huon  
CAMBODIAN FEDERATION OF EMPLOYERS  
AND BUSINESS ASSOCIATIONS

Phalla Im  
CBD PARTNER & CONSULTANCY

Sophealeak Ing  
BUN & ASSOCIATES

Visal Iv  
ELECTRICITE DU CAMBODGE

Phoung Wattay Kemnay  
BNG LEGAL

Chhorpornpisey Keo  
ACLEDA BANK PLC.

Sambath Kheang  
ACLEDA BANK PLC.

Vansok Khem  
ARBITRATION COUNCIL FOUNDATION

Y Manou  
BNG LEGAL

Sokvirak Phiang  
PWC CAMBODIA

Thea Pheng  
BNG LEGAL

Sotheaphal Pho  
SCIARONI & ASSOCIATES

Matthew Rendall  
SCIARONI & ASSOCIATES

Sovan Sa  
ATTORNEY-AT-LAW

Muny Samreth  
PWC CAMBODIA

Chantry Sin  
LINEHAUL EXPRESS (CAMBODIA)  
Co., LTD.

Chea Sinhel  
ELECTRICITE DU CAMBODGE

Vannarith Siv  
B.N.G. - ADVOCATES & SOLICITORS

Billie Jean Slott  
SCIARONI & ASSOCIATES

Lor Sok  
ARBITRATION COUNCIL FOUNDATION

Chamnan Som  
CAMBODIAN FEDERATION OF EMPLOYERS  
AND BUSINESS ASSOCIATIONS

Ny Som  
SDV LOGISTICS

Sinoun Sous  
ARBITRATION COUNCIL FOUNDATION

Vannaroth Sovann  
BNG LEGAL

Ousaphea Suos  
ACLEDA BANK PLC.

Rathvisal Thara  
BNG LEGAL

Sopymakara Thong  
ARBITRATION COUNCIL FOUNDATION

Heng Thy  
PWC CAMBODIA

Janvibol Tip  
TIP & PARTNERS

Sokhan Uch  
ACLEDA BANK PLC.

Bun Youdy  
BUN & ASSOCIATES

Potim Yun  
DFDL MEKONG LAW GROUP

## CAMEROON

CABINET JOHN W. FHOOKS & Co.

Armelle Silvana Abel (epse)  
Piskopanis  
LEGAL POWER LAW FIRM

Roland Abeng  
THE ABENG LAW FIRM

Rosine Pauline Amboa  
LEGAL POWER LAW FIRM

Armand Atono  
AES SONEL

Caroline Barla  
CEBRÉA

Thomas Didier Remy  
Batoumbouck  
CADIRE

Pierre Bertin Simbafo  
BICEC

David Boyo  
BOYO & PATIMARK LLP

Olivier Buquet  
BOLLORÉ AFRICA LOGISTICS

Joseph Dibabo  
BOLLORÉ AFRICA LOGISTICS

Anne Marie Diboundje Njocke  
CABINET DIBOUNDJE NJOCKE &  
ASSOCIÉS

Paul Marie Djamen  
MOBILE TELEPHONE NETWORKS  
CAMEROON (MTN)

Tognia Djanko  
CABINET TOGNIA & ASSOCIÉS

Aurélien Djengue Kotte  
CABINET EKORO

Laurent Dongmo  
JING & PARTNERS

Régine Dooh Collins  
ÉTUDE ME RÉGINE DOOH COLLINS

Hyacinthe Clément Fansi  
Ngamou  
SCP NGASSAM NJIKE & ASSOCIÉS

Oréol Marcel Fetue  
NIMBA CONSEIL SARL

Isabelle Fomukong  
CABINET D'AVOCATS FOMUKONG

Georges Fopa  
GIEA

Philippe Fouda Fouda  
BEAC CAMEROON

Nicaise Ibohn  
THE ABENG LAW FIRM

Samuel Iyug Iyug  
GROUPEMENT DES ENTREPRISES DE  
FRÊT ET MESSAGERIE DU CAMEROON  
(GEFMCAM)

Paul T. Jing  
JING & PARTNERS

Eugène Romeo Kengne Sikadi  
NIMBA CONSEIL SARL

Michel Kangmeni  
CABINET AUDITEC-FOIRIER

Julienne Kengue Piam  
NIMBA CONSEIL SARL

Jean Aime Kounga  
CABINET D'AVOCATS ABENG ROLAND

Merlin Arsene Kougang  
CABINET D'AVOCATS FOMUKONG

Emmanuel Loga  
BOLLORÉ AFRICA LOGISTICS

Thyerine Divine Masso Siche  
BOYO & PATIMARK LLP

Alain Serges Mbebi  
CADIRE

Augustin Yves Mbock Koked  
CADIRE

Martial Mbongue Mpallawoh  
LEGAL POWER LAW FIRM

Patrick Menyeng Manga  
THE ABENG LAW FIRM

Jules Minamo  
KARVAN FINANCE

Nitua Tabot Moliki  
LEGAL POWER LAW FIRM

Marie Agathe Ndeme  
CADIRE

Bernard Ngaibe  
THE ABENG LAW FIRM

Virgile Ngassam Njiké  
SCP NGASSAM NJIKE & ASSOCIÉS

Francine Nginkeu Yonda  
ATANGA LAW OFFICE

Marie-Andrée Ngwe  
CABINET MÂTRE MARIE ANDRÉE  
NGWE

Joel Penda  
THE ABENG LAW FIRM

Olivier Priso  
VILLE DE DOUALA COMMUNAUTÉ  
URBAINE DE DOUALA

Sylvester Qui  
BOYO & PATIMARK LLP

Noupoue Ngaffa Richard  
LEGAL POWER LAW FIRM

Abane Stanley  
THE ABENG LAW FIRM

Willy Ndie Tadmi  
LEGAL POWER LAW FIRM

Walson Emmanuel Tanwie  
ATANGA LAW OFFICE

Magloire Tchande  
PRICEWATERHOUSECOOPERS TAX &  
LEGAL SARL

Pierre Morgant Tchoukwa  
CADIRE

Nadine Tinen  
PRICEWATERHOUSECOOPERS TAX &  
LEGAL SARL

Duga Titanji  
DUGA & Co. LAW FIRM

Tamfu Ngarka Tristel Richard  
LEGAL POWER LAW FIRM

Eliane Yomsi  
KARVAN FINANCE

Philippe Zouna  
PWC CAMEROON

## CANADA

FRASER EXPORT

TORONTO HYDRO

TRANSUNION CANADA

Saad Ahmad  
BLAKES, CASSELS & GRAYDON LLP,  
MEMBER OF LEX MUNDI

David Bish  
TORYS LLP

Ann Borooh  
TORONTO CITY HALL

Colin L. Campbell  
SUPERIOR COURT OF JUSTICE OF  
ONTARIO

Sally Chieng  
THOMPSON, AHERN & Co. LTD.

Adrian Cochrane  
BLAKES, CASSELS & GRAYDON LLP,  
MEMBER OF LEX MUNDI

John Craig  
HEENAN BLAIKIE LLP, MEMBER OF IUS  
LABORIS

Rod Davidge  
OSLER, HOSKIN & HARCOURT LLP

Isabelle Foley  
CORPORATIONS CANADA

Paul Gasparatto  
ONTARIO ENERGY BOARD

Marlow Gereluk  
NORTON ROSE CANADA LLP

Yoine Goldstein  
McMILLAN LLP

Pamela S. Hughes  
BLAKES, CASSELS & GRAYDON LLP,  
MEMBER OF LEX MUNDI

Armando Iannuzzi  
KESTENBERG RABINOWICZ PARTNERS  
LLP - MEMBER OF RUSSELL BEDFORD  
INTERNATIONAL

Gloria Kim  
PWC CANADA

Harris Kligman  
KESTENBERG RABINOWICZ PARTNERS  
LLP - MEMBER OF RUSSELL BEDFORD  
INTERNATIONAL

Joshua Kochath  
COMAGE CONTAINER LINES

Christopher Kong  
PWC CANADA

Jay Lefton  
BORDEN LADNER GERVAIS LLP

Susan Leslie  
FIRST CANADIAN TITLE

Terry McCann  
MLG ENTERPRISES LTD.

William McCarthy  
FIRST CANADIAN TITLE

Dave McKechnie  
McMILLAN LLP

Patricia Meehan  
PWC CANADA

William Northcote  
SHIBLEY RIGHTON LLP

Alfred Page  
BORDEN LADNER GERVAIS LLP

Eric Paton  
PWC CANADA

Antonin Pribetic  
STEINBERG MORTON HOPE & ISRAEL  
LLP

Thomas Provost  
McMILLAN LLP

Bruce Reynolds  
BORDEN LADNER GERVAIS LLP

Damian Rigolo  
OSLER, HOSKIN & HARCOURT LLP

Tony Rodrigues  
SDV LOGISTICS

Gaynor Roger  
SHIBLEY RIGHTON LLP

Nicholas Scheib  
McMILLAN LLP

Lincoln Schreiner  
PWC CANADA

Elliot Smith  
OSLER, HOSKIN & HARCOURT LLP

Shane Todd  
HEENAN BLAIKIE LLP, MEMBER OF IUS  
LABORIS

Dmitry Uduman  
PWC CANADA

Randal S. Van de Mosselaer  
NORTON ROSE CANADA LLP

Sharon Vogel  
BORDEN LADNER GERVAIS LLP

George Waggot  
McMILLAN LLP

Andrea White  
SHIBLEY RIGHTON LLP

George Waggot  
McMILLAN LLP

## CAPE VERDE

David Almada  
D. HOPFFER ALMADA & ASSOCIADOS

Bruno Andrade Alves  
PWC PORTUGAL

Salette Alves  
SAMP - SOCIEDADES DE ADVOGADOS

Quilda Domingas Andrade  
Canto  
AUDITEC - AUDITORES &  
CONSULTORES

Joana Andrade Correia  
RAPOSO BERNARDO & ASSOCIADOS

Denise Barreto  
PWC PORTUGAL

Liver Canuto  
PWC PORTUGAL

Ana Catarina Carnaz  
PWC PORTUGAL

Ana Raquel Costa  
PWC PORTUGAL

Ilídio Cruz  
ILIDIO CRUZ & ASSOCIADOS-  
SOCIEDADE DE ADVOGADOS RL

Manuel de Pina  
SAMP - SOCIEDADES DE ADVOGADOS

Victor Adolfo de Pinto Osório  
ATTORNEY-AT-LAW

John Duggan  
PWC PORTUGAL

Sofia Ferreira Enriquez  
RAPOSO BERNARDO & ASSOCIADOS

Florentino Jorge Fonseca Jesus  
ENGINEER

João Gomes  
D. HOPFFER ALMADA & ASSOCIADOS

António Gonçalves  
JD ADVOGADOS

Francisco Guimarães Melo  
PWC PORTUGAL

Julio Martins Junior  
RAPOSO BERNARDO & ASSOCIADOS

João Medina  
NEVILLE DE ROUEMONT & ASSOCIADOS

Francisco Guimarães Melo  
PWC PORTUGAL

Ana Pinto Morais  
PWC PORTUGAL

Catarina Nunes  
PWC PORTUGAL

João Pereira  
FPS

José Manuel Pinto Monteiro  
ADVOGADOS & JURISCONSULTOS

Nelson Raposo Bernardo  
RAPOSO BERNARDO & ASSOCIADOS

Armando J.F. Rodrigues  
PWC CAPE VERDE

Aguinaldo Rosario

José Rui de Sena  
AGÊNCIA DE DESPACHO ADUANEIRO FERREIRA E SENA LDA

Henrique Semedo Borges  
LAW FIRM SEMEDO BORGES

Luís Filipe Sousa  
PWC PORTUGAL

José Spinola  
FPS

Frantz Tavares  
INOVE - CONSULTORES EMPRESARIAIS

Mario Alberto Tavares  
MUNICIPALITY OF PRAIA

Tereza Teixeira B. Amado  
AMADO & MEDINA ADVOGADAS

Liza Helena Vaz  
PWC PORTUGAL

Leendert Verschoor  
PWC PORTUGAL

## CENTRAL AFRICAN REPUBLIC

CABINET JOHN W. FHOOKS & CO.

SDV LOGISTICS

Jean Christophe Bakossa  
L'ORDRE CENTRAFRICAINE DES ARCHITECTES

Paul Bangonalia  
GUICHET UNIQUE DE FORMALITÉS DES ENTREPRISES (GUFE)

Jean-Noël Bangue  
COUR DE CASSATION DE BANGUI

Blaise Banguitoumba  
ENERCA (ENERGIE CENTRAFRICAINE)

Maurice Dibert- Dollet  
MINISTÈRE DE LA JUSTICE

Désiré Blaise Dinguita  
GUICHET UNIQUE DE FORMALITÉS DES ENTREPRISES (GUFE)

Christiane Doraz-Serefessenet  
CABINET NOTAIRE DORAZ-SEREFESSENET

Emile Doraz-Serefessenet  
CABINET NOTAIRE DORAZ-SEREFESSENET

Jean-Pierre Douzima  
AGENCE CENTRAFRICAINE POUR LA FORMATION PROFESSIONNELLE ET L'EMPLOI (ACFPE)

Marie-Edith Douzima-Lawson  
CABINET DOUZIMA ET MINISTÈRE DE LA FONCTION PUBLIQUE

Philippe Fouda Fouda  
BEAC CAMEROON

Dolly Gotilogue  
AVOCATE À LA COUR

Cyr Gregbanda  
BAMELEC

Mariou Guibaut Metongo  
TRANSIMEX CENTRAFRIQUE

Jean Paul Maradas Nado  
MINISTÈRE DE L'URBANISME

Mauricette Monthe-Psimhis  
CABINET D'AVOCATS & JURISTES ASSOCIÉS

Yves Namkomokoina  
TRIBUNAL DE COMMERCE DE BANGUI

Jacob Ngaya  
MINISTÈRE DES FINANCES - DIRECTION GÉNÉRALE DES IMPÔTS ET DES DOMAINES

François Sabegala  
GUICHET UNIQUE DE FORMALITÉS DES ENTREPRISES (GUFE)

Ghislain Samba Mokamanede  
BAMELEC

Nicolas Tiangaye  
NICOLAS TIANGAYE LAW FIRM

Salifou Yende  
TRANSIMEX CENTRAFRIQUE

Jonas Zonaita  
GUICHET UNIQUE DE FORMALITÉS DES ENTREPRISES (GUFE)

Jonas Zonaita  
GUICHET UNIQUE DE FORMALITÉS DES ENTREPRISES (GUFE)

## CHAD

CABINET JOHN W. FHOOKS & CO.

Dana Abdelkader Waya  
CABINET NOTARIAL BONGORO

Adoum Daoud Adoum Haroun  
SCGADA ET FILS

Abdelkerim Ahmat  
SDV LOGISTICS

Théophile B. Bongoro  
CABINET NOTARIAL BONGORO

Oscar d'Estaing Deffosso  
PRICEWATERHOUSECOOPERS TAX & LEGAL SARL

Thomas Dingamgogo  
CABINET THOMAS DINGAMGOTO

Nadmian Dionmian  
CABINET D'AVOCATS DJAIBE ET ASSOCIÉS

Ernest Djagba Balandi  
BEAC - CHAD

Mahamat Ousman Djidda  
ARCHITECTURAL

N'Doninger Djimasna  
FACULTÉ DE DROIT, UNIVERSITÉ DE N'DJAMENA

Philippe Fouda Fouda  
BEAC CAMEROON

Delphine K. Djiraibe  
AVOCATE À LA COUR

Francis Kadjilembaye  
CABINET THOMAS DINGAMGOTO

Gérard Leclaire  
ARCHITECTURAL

Béchir Madet  
OFFICE NOTARIAL

Hayatte N'Djaye  
PROFESSION LIBÉRALE

Issa Ngambassa  
ETUDE ME ISSA NGAR MBASSA

Tchouafiene Pandare  
CABINET NOTARIAL BONGORO

Gilles Schwarz  
SDV LOGISTICS

Ahmat Senoussi  
ARCHITECTURAL

Nadine Tinen  
PRICEWATERHOUSECOOPERS TAX & LEGAL SARL

Massiel Toudjoug Melyoel  
OFFICE NOTARIAL

Masrangue Trahogra  
CABINET D'AVOCATS ASSOCIÉS

Issouf Traore  
IMPERIAL TOBACCO

Abdoulaye Yacouba  
MAIRIE DE N'DJAMENA

Sobdibé Zoua  
CABINET SOBDBIBE ZOUA

## CHILE

Leticia Acosta Aguirre  
REDLINES GROUP

Alejandra Anguita Avaria  
SUPERINTENDENCIA DE QUIEBRAS

Josefina Montenegro Araneda  
SUPERINTENDENCIA DE QUIEBRAS

Luis Avello  
PWC CHILE

Angeles Barría  
PHILIPPI, YRARRAZAVAL, PULIDO & BRUNNER, ABOGADOS LTDA

Enrique Benitez Urrutia  
URRUTIA & CIA

Jorge Benitez Urrutia  
URRUTIA & CIA

Carolina Benito Kelly  
NÚÑEZ MUÑOZ & CIA LTDA. ABOGADOS

Mario Bezanilla  
ALCAÍNO RODRÍGUEZ ABOGADOS

Manuel Brunet Bofill  
CÁMARA CHILENA DE LA CONSTRUCCIÓN

Rodrigo Cabrera Ortiz  
CHILECTRA

Javier Carrasco  
NÚÑEZ MUÑOZ & CIA LTDA. ABOGADOS

Héctor Carrasco  
SUPERINTENDENCIA DE BANCOS Y INSTITUCIONES FINANCIERAS CHILE

Paola Casorzo  
PHILIPPI, YRARRAZAVAL, PULIDO & BRUNNER, ABOGADOS LTDA

Andrés Chirgwin  
CHIRGWIN RECARAT

María Alejandra Corvalán  
YRARRÁZAVAL, RUIZ-TAGLE, GOLDENBERG, LAGOS & SILVA

Francisco della Maggiora  
URENDA, RENCORET, ORREGO Y DÖRR

Fernando Echeverría  
CÁMARA CHILENA DE LA CONSTRUCCIÓN

Alejandro Eliash  
CÁMARA CHILENA DE LA CONSTRUCCIÓN

Claudia Paz Escobar  
CHIRGWIN RECARAT

Cristián S. Eyzaguirre  
EYZAGUIRRE & CIA.

Maria Teresa Fernandez  
BAHAMONDEZ, ALVAREZ & ZEGERS

Nicolás García  
NÚÑEZ MUÑOZ & CIA LTDA. ABOGADOS

Cristian Garcia-Huidobro  
BOLETIN COMERCIAL

Raúl Gómez Yáñez  
URENDA, RENCORET, ORREGO Y DÖRR

Eugenio Gonzalez  
PHILIPPI, YRARRAZAVAL, PULIDO & BRUNNER, ABOGADOS LTDA

José Gutiérrez  
PWC CHILE

Sofía Haupt  
ALESSANDRI & COMPAÑIA

Cristian Hermansen Rebollo  
ACTIC CONSULTORES

Jorge Hirmas  
ALBAGLI ZALIASNIK ABOGADOS

Javier Hurtado  
CÁMARA CHILENA DE LA CONSTRUCCIÓN

Fernando Jamarne  
ALESSANDRI & COMPAÑIA

Michel Laurie  
PWC CHILE

Jose Luis Letelier  
CARIOLA DIEZ PEREZ-COPATOS & CIA

Macarena Letelier  
URENDA, RENCORET, ORREGO Y DÖRR

María Esther López Di Rubba  
FISCALÍA BANCO DE CHILE

Gianfranco Lotito  
CLARO & CIA., MEMBER OF LEX MUNDI

Carolina Masihy  
CAREY Y CIA LTDA.

Consuelo Maze  
NÚÑEZ MUÑOZ & CIA LTDA. ABOGADOS

Ignacio Mehech  
NÚÑEZ MUÑOZ & CIA LTDA. ABOGADOS

Pablo Menchaca  
CARIOLA DIEZ PEREZ-COPATOS & CIA

Enrique Munita  
PHILIPPI, YRARRAZAVAL, PULIDO & BRUNNER, ABOGADOS LTDA

Rodrigo Muñoz  
NÚÑEZ MUÑOZ & CIA LTDA. ABOGADOS

Cristian Olaverria  
PHILIPPI, YRARRAZAVAL, PULIDO & BRUNNER, ABOGADOS LTDA

Alberto Oltra  
DHL GLOBAL FORWARDING

Sergio Orrego  
URENDA, RENCORET, ORREGO Y DÖRR

Felipe Ossa  
CLARO & CIA., MEMBER OF LEX MUNDI

Gerardo Ovalle Mahns  
YRARRÁZAVAL, RUIZ-TAGLE, GOLDENBERG, LAGOS & SILVA

Luis Parada Hoyl  
BAHAMONDEZ, ALVAREZ & ZEGERS

Pablo Paredes  
ALBAGLI ZALIASNIK ABOGADOS

Gonzalo Paredes  
NÚÑEZ MUÑOZ & CIA LTDA. ABOGADOS

Miguel Pavez B.  
RUSSELL BEDFORD CHILE - MEMBER OF RUSSELL BEDFORD INTERNATIONAL

Carmen Paz Cruz Lozano

Daniela Peña Fergadiott  
BARROS & ERRÁZURIZ

Alberto Pulido A.  
PHILIPPI, YRARRAZAVAL, PULIDO & BRUNNER, ABOGADOS LTDA

Felipe Rencoret  
URENDA, RENCORET, ORREGO Y DÖRR

Gonzalo Rencoret  
URENDA, RENCORET, ORREGO Y DÖRR

Ursula Retamal Marquez  
SUPERINTENDENCIA DE QUIEBRAS

Alfonso Reymond Larrain  
CHADWICK & ALDUNATE ABOGADOS

Sebastián Riesco  
EYZAGUIRRE & CIA.

Constanza Rodriguez  
PHILIPPI, YRARRAZAVAL, PULIDO & BRUNNER, ABOGADOS LTDA

Edmundo Rojas García  
CONSERVADOR DE BIENES RAÍCES Y COMERCIO DE SANTIAGO

Nelson Contador Rosales  
NELSON CONTADOR Y CIA. ABOGADOS

Alvaro Rosenblut  
ALBAGLI ZALIASNIK ABOGADOS

Marco Saigado  
ALCAÍNO RODRÍGUEZ ABOGADOS

Andrés Sanfuentes  
PHILIPPI, YRARRAZAVAL, PULIDO & BRUNNER, ABOGADOS LTDA

Francisco Selamé  
PWC CHILE

Cristián Sepúlveda  
BARROS & ERRÁZURIZ

Marcela Silva  
PHILIPPI, YRARRAZAVAL, PULIDO & BRUNNER, ABOGADOS LTDA

Luis Fernando Silva Ibañez  
YRARRÁZAVAL, RUIZ-TAGLE, GOLDENBERG, LAGOS & SILVA

Alan Smith  
AGENCIA DE ADUANA SMITH Y CIA. LTDA.

Grethel Soler  
NÚÑEZ MUÑOZ & CIA LTDA. ABOGADOS

Victor Tavera  
CHILECTRA

Ricardo Tisi L.  
CARIOLA DIEZ PEREZ-COPATOS & CIA

Esteban Tomic Errázuriz  
CRUZ & CIA. ABOGADOS

Carlos Torres  
REDLINES GROUP

Salvador Valdes  
CAREY Y CIA LTDA.

Sebastián Valdivieso  
YRARRÁZAVAL, RUIZ-TAGLE, GOLDENBERG, LAGOS & SILVA

Matias Varas  
YRARRÁZAVAL, RUIZ-TAGLE, GOLDENBERG, LAGOS & SILVA

Nicolás Velasco Jenschke  
SUPERINTENDENCIA DE QUIEBRAS

Jorge Vial  
URENDA, RENCORET, ORREGO Y DÖRR

Kenneth Werner  
AGENCIA DE ADUANA JORGE VIO Y CIA. LTDA

Arturo Yrarrázaval Covarrubias  
YRARRÁZAVAL, RUIZ-TAGLE, GOLDENBERG, LAGOS & SILVA

Jean Paul Zalaquett  
CHILECTRA

Matias Zegers  
BAHAMONDEZ, ALVAREZ & ZEGERS

## CHINA

Bjarne Bauer  
SOFIA GROUP

Russell Brown  
LEHMANBROWN

Daniel Chan  
DLA PIPER HONG KONG

Rico Chan  
BAKER & MCKENZIE

Donald Chen  
NINGBO SUNSEA APPAREL

Elliott Youchun Chen  
JUN ZE JUN LAW OFFICES

Grace Cheng  
CAPITALLAW & PARTNERS

Jie Chen  
JUN HE LAW OFFICE, MEMBER OF LEX MUNDI

Weili Ding  
JUN HE LAW OFFICE, MEMBER OF LEX MUNDI

Zhitong Ding  
CREDIT REFERENCE CENTER OF PEOPLE'S  
BANK OF CHINA

Yu Du  
MMLC GROUP

Wei Gao  
BEIJING V&T LAW FIRM

Alexander Gong  
BAKER & MCKENZIE

Joanna Guo  
ZHONG LUN LAW FIRM

William He  
ZHONG LUN LAW FIRM

Vivian Ho  
BAKER & MCKENZIE

Jing Hu  
NORONHA ADVOGADOS

Jinquan Hu  
KING & WOOD MALLESONS LAWYERS

Brenda Jiang  
NINGBO SUNSEA APPAREL

Jiao Jiao  
JUN HE LAW OFFICE, MEMBER OF LEX  
MUNDI

Audry Li  
ZHONG LUN LAW FIRM

Mark Li  
ZHONG LUN LAW FIRM

Qing Li  
JUN HE LAW OFFICE, MEMBER OF LEX  
MUNDI

Jane Liang  
KING & WOOD MALLESONS LAWYERS

Grace Liu  
HUA-ANDER CPAs - MEMBER OF  
RUSSELL BEDFORD INTERNATIONAL

Zhiqiang Liu  
KING & WOOD MALLESONS LAWYERS

Lucy Lu  
KING & WOOD MALLESONS LAWYERS

Xiaoli Ma  
JUN HE LAW OFFICE, MEMBER OF LEX  
MUNDI

Matthew Mui  
PwC CHINA

Matthew Murphy  
MMLC GROUP

Lei Niu  
ZHONG LUN LAW FIRM

Andrea Ren  
MAYER BROWN JSM

Jane Ren  
ZHONG LUN LAW FIRM

Mark Rockwood  
NICOBAR GROUP

Stephen Rynhart  
JONES LANG LASALLE

Han Shen  
DAVIS POLK & WARDWELL

Jessie Tang  
GLOBAL STAR LOGISTICS (CHINA)  
Co., Ltd.

Terence Tung  
MAYER BROWN JSM

Fenghe Wang  
DACHENG LAW OFFICES

Guoqi Wang  
HUA-ANDER CPAs - MEMBER OF  
RUSSELL BEDFORD INTERNATIONAL

Jinghua Wang  
JUN HE LAW OFFICE, MEMBER OF LEX  
MUNDI

Thomas Wang  
JOINWAY LAW FIRM

Xiaolei Wang  
CREDIT REFERENCE CENTER OF PEOPLE'S  
BANK OF CHINA

Max Wong  
JONES LANG LASALLE

Anthea Wong  
PwC CHINA

Kent Woo  
GUANGDA LAW FIRM

Bruce Wu  
JIANGSU HONGTENG FOOD CO., LTD.

Christina Wu  
CAPITALLAW & PARTNERS

Tony Wu  
JOINWAY LAW FIRM

Changrong Xu  
BAKER BOTTS LLP

Meng Xu  
BEIJING V&T LAW FIRM

Hua Xuan  
MMLC GROUP

Flora Yang  
BAKER & MCKENZIE

Ricky Yiu  
BAKER & MCKENZIE

Hai Yong  
BAKER & MCKENZIE

Natalie Yu  
SHU JIN LAW FIRM

Xia Yu  
MMLC GROUP

Jianan Yuan  
JUN HE LAW OFFICE, MEMBER OF LEX  
MUNDI

Sarah Zhang  
HOGAN LOVELLS

Yi Zhang  
KING & WOOD MALLESONS LAWYERS

Johnny Zhao  
SHANGHAI WEALTH FINANCE  
CONSULTING LTD.

Alina Zhu  
ZHONG LUN LAW FIRM

Judy Zhu  
MAYER BROWN JSM

Roy Zhu  
ZHONG LUN LAW FIRM

Viviane Zhu  
DACHENG LAW OFFICES

Roy Zou  
HOGAN LOVELLS

## COLOMBIA

EINCE LTDA.

NOTARÍA 13 DE BOGOTÁ

NOTARÍA 41 DE BOGOTÁ

Enrique Alvarez  
JOSE LOREDA CAMACHO & Co.

Napoleon Alvarez  
COLEGIO DE REGISTRADORES DE  
INSTRUMENTOS PÚBLICOS DE COLOMBIA

Jaime Mauricio Angulo Sanchez  
COMPUTEC - DATA CRÉDITO

Alexandra Arbeláez Cardona  
RUSSELL BEDFORD COLOMBIA - MEMBER  
OF RUSSELL BEDFORD INTERNATIONAL

María Alejandra Arboleda  
POSSE HERRERA & RUIZ

Fabio Ardila  
GÓMEZ-PINZÓN ZULETA ABOGADOS  
S.A.

Jorge Mauricio Arenas Sanchez  
CODENSA S.A. ESP

Juan Sebastián Arias  
BRIGARD & URRUTIA, MEMBER OF  
LEX MUNDI

Jose Luis Ariza Vargas  
SUPERINTENDENCE OF NOTARIES AND  
REGISTRIES

Bernardo Avila  
PARRA, RODRIGUEZ & CAVELIER S.A.S.

Catherine Baena  
CAVELIER ABOGADOS

Luis Alfredo Barragán  
BRIGARD & URRUTIA, MEMBER OF  
LEX MUNDI

Aurora Barroso  
PARRA, RODRIGUEZ & CAVELIER S.A.S.

Martha Bonett  
CAVELIER ABOGADOS

Gloria María Borrero Restrepo  
CORPORACIÓN EXCELENCIA EN LA  
JUSTICIA

Leonardo Calderón Perdomo  
COLEGIO DE REGISTRADORES DE  
INSTRUMENTOS PÚBLICOS DE COLOMBIA

Carolina Camacho  
POSSE HERRERA & RUIZ

Claudia Marcela Camargo Arias  
PwC COLOMBIA

Pablo Cárdenas  
BRIGARD & URRUTIA, MEMBER OF  
LEX MUNDI

Erick Camilo Castellanos Reyes  
JOSE LOREDA CAMACHO & Co.

Felipe Cuberos  
PRIETO & CARRIZOSA S.A.

María Cristina Cuestas  
DHL GLOBAL FORWARDING

Andrés de la Rosa  
CAVELIER ABOGADOS

María Alejandra de los Ríos  
JOSE LOREDA CAMACHO & Co.

Lorena Diaz  
JOSE LOREDA CAMACHO & Co.

Juliana Duque  
PARRA, RODRIGUEZ & CAVELIER S.A.S.

Jairo Flechas  
GENELEC LTDA.

Carlos Fradique-Méndez  
BRIGARD & URRUTIA, MEMBER OF  
LEX MUNDI

Luis Hernando Gallo Medina  
GALLO MEDINA ABOGADOS  
ASOCIADOS

Natalia García  
JOSE LOREDA CAMACHO & Co.

Yamile Andrea Gómez  
PRODUCTOS STAHL DE COLOMBIA S.A.

Francisco González  
PARRA, RODRIGUEZ & CAVELIER S.A.S.

Santiago Gutiérrez  
JOSE LOREDA CAMACHO & Co.

Mónica Hernández  
PRIETO & CARRIZOSA S.A.

Jhovanna Jiménez  
BRIGARD & URRUTIA, MEMBER OF  
LEX MUNDI

Carlos Mario Lafaurie Escorce  
PwC COLOMBIA

Jorge Lara-Urbaneja  
LARA CONSULTORES

Alejandro Linares-Cantillo  
GÓMEZ-PINZÓN ZULETA ABOGADOS  
S.A.

Eduardo Mantilla-Serrano  
M&M TRADE AND LAW

María Fernanda Martínez  
CAVELIER ABOGADOS

David Mejía  
JOSE LOREDA CAMACHO & Co.

Luis Mendoza  
JOSE LOREDA CAMACHO & Co.

Catalina Menjura  
POSSE HERRERA & RUIZ

Ricardo Molano  
POSSE HERRERA & RUIZ

Luis Gabriel Morcillo-Méndez  
BRIGARD & URRUTIA, MEMBER OF  
LEX MUNDI

Juan Carlos Moreno Peralta  
RODRIGUEZ RETAMOSO & ASSOCIATES

Francisco Javier Morón López  
PARRA, RODRIGUEZ & CAVELIER S.A.S.

Enrique Jose Nates Guerra  
SUPERINTENDENCE OF NOTARIES AND  
REGISTRIES

María Neira Tobón  
HOLGUÍN, NEIRA & POMBO ABOGADOS

Tonia Orozco  
BRIGARD & URRUTIA, MEMBER OF  
LEX MUNDI

Adriana Carolina Ospina  
Jiménez  
BRIGARD & URRUTIA, MEMBER OF  
LEX MUNDI

Alvaro Parra  
PARRA, RODRIGUEZ & CAVELIER S.A.S.

Silvia Patiño  
CAVELIER ABOGADOS

Mónica Pedroza Garcés  
CORPORACIÓN EXCELENCIA EN LA  
JUSTICIA

Juan Sebastián Peredo  
JOSE LOREDA CAMACHO & Co.

Carolina Posada  
POSSE HERRERA & RUIZ

Raul Quevedo  
JOSE LOREDA CAMACHO & Co.

Irma Isabel Rivera  
BRIGARD & URRUTIA, MEMBER OF  
LEX MUNDI

Bernardo Rodriguez  
PARRA, RODRIGUEZ & CAVELIER S.A.S.

María Andrea Rodriguez  
ABC CARGO LOGISTICS S.A.

María Isabel Rodríguez  
POSSE HERRERA & RUIZ

Henry Javier Rodríguez Jiménez  
CAVELIER ABOGADOS

Liliana María Rodríguez  
Retamoso  
RODRIGUEZ RETAMOSO & ASSOCIATES

Daniel Rothstein  
PARRA, RODRIGUEZ & CAVELIER S.A.S.

Paula Samper Salazar  
GÓMEZ-PINZÓN ZULETA ABOGADOS  
S.A.

Nadia Sánchez  
JOSE LOREDA CAMACHO & Co.

Edna Sarmiento  
CAVELIER ABOGADOS

Pablo Sierra  
POSSE HERRERA & RUIZ

Carlos Silva  
CAVELIER ABOGADOS

Carlos Arturo Silva Burbano  
CAVELIER ABOGADOS

Paola Spada  
CORPORACIÓN EXCELENCIA EN LA  
JUSTICIA

Raúl Alberto Suárez Arcila

Diana Talero  
SUPERINTENDENCY OF CORPORATION

Jose Alejandro Torres  
POSSE HERRERA & RUIZ

Angela Carolina Vaca  
PwC COLOMBIA

Patricia Vergara  
GÓMEZ-PINZÓN ZULETA ABOGADOS  
S.A.

Daniela Vergel  
CÁRDENAS & CÁRDENAS

Adriana Zapata  
CAVELIER ABOGADOS

Alberto Zuleta  
CÁRDENAS & CÁRDENAS

Diana Zuleta  
PARRA, RODRIGUEZ & CAVELIER S.A.S.

## COMOROS

Chabani Abdallah Halifa  
GROUPE HASSANATI SOILHI - GROUPE  
HASOIL

Said Ahmed Aboudou  
TOPING

Hilmy Aboudsaid  
COMORES CARGO INTERNATIONAL

Abdillaha Ahamed Ahamada  
DIRECTION GÉNÉRALE DES IMPÔTS

Yassian Ahamed  
DIRECTION DE L'ÉNERGIE

Bahassani Ahmed  
CABINET D'AVOCAT BAHASSANI

Harimia Ahmed Ali  
CABINET ME HARIMIA

Mbaraka Al Ibrahim  
SERVICE DE L'URBANISME COMORES

Omar Said Allaoui  
E.C.D.I.

Mouzaoui Amroine  
ORGANISATION PATRONALE DES  
COMORES

Moustoifa Assoumani  
ETUDE MAÎTRE CHOUZOUR LOUTFI

Zahara Assoumani  
ETUDE DE MAÎTRES BINTI OUMOURI ET  
ZAHARA ASSOUMANI

Said Ali Said Athouman  
UNION OF THE CHAMBER OF  
COMMERCE

Issilam Bambi  
APPRO BUID

Ali Mohamed Choibou  
ETUDE MAÎTRE CHOIBOU

Remy Grondin  
VITOGAZ COMORES

Ali Hadidi Hanima  
ETUDE MAÎTRE CHOIBOU

Adili Hassani  
ELECTRICITE ET EAU DES COMORES

Elyachourtu Ali Hila  
CONSEIL EN FINANCE

Haroussi Idrissa  
TRIBUNAL DE PREMIÈRE INSTANCE DE  
MORONI

Youssef Ismael  
DIRECTION GÉNÉRALE DES IMPOTS

Said Bacar Kaab  
PRÉFECTURE MORONI

Fauzi Mohamed Lakj  
TRIBUNAL DE COMMERCE COMORES

Chouzour Loutfi  
ETUDE MAÎTRE CHOUZOUR LOUTFI

Abdillah Maoulana  
CUSTOMS COMORES

Mohamed Mbechezi  
CODETRANS

Abdoulbastoi Moudjahidi  
CLUB OHADA COMORES

Farahati Moussa  
ORGANISATION PATRONALE DES  
COMORES

Ibrahim A. Mzimba  
CABINET MZIMBA AVOCATS

Binti Oumouri  
ETUDE DE MAÎTRES BINTI OUMOURI ET  
ZAHARA ASSOUMANI



Mohamed Youssouf  
*ETUDE MAÎTRE ABDOURAZAK*

#### CONGO, DEM. REP.

*CABINET D'ARCHITECTE MARC PERAZZONE*

*SOCIÉTÉ NATIONALE D'ELECTRICITÉ (SNEL)*

Michel Alenda  
*KLAM & PARTNERS AVOCATS*

Boniface Baluti  
*CABINET NTOTO*

Romain Battajon  
*CABINET BATAJON*

Prince Bintene  
*CABINET MASAMBA*

Jean Adolphe Bitenu  
*ANAPI*

Guillaume Bononge Litobaka  
*ROCAT*

Deo Bukayafwa  
*MBM CONSEIL*

Nicaise Chikuru Munyogwarha  
*CHIKURU & ASSOCIÉS*

Jean-Paul Dambana  
*SOCODAM*

Nanan Diasivi  
*CABINET IRÉNÉE FALANKA*

Andy Diata  
*PwC*

Prosper Djuma Bilali  
*CABINET MASAMBA*

Irénée Falanka  
*CABINET IRÉNÉE FALANKA*

Patrick Gérenthon  
*SDV LOGISTICS*

Ida Jizet  
*KLAM & PARTNERS AVOCATS*

Emery Kalamba  
*KALAMBA & ASSOCIÉS*

Vincent Kanguumba Mbambi  
*ANDRÉ & VINCENT AVOCATS ASSOCIÉS*

Benoît Kapila  
*SDV LOGISTICS*

Robert Katambu  
*CABINET ROBERT KATAMBU & ASSOCIÉS*

Arly Khuty  
*AVOCAT*

Dolores Sonia Kimpwene  
*CABINET MADUDU SULUBIKA*

Phistian Kubangusu Makiese  
*CABINET MASAMBA*

Emmanuel Le Bras  
*PwC*

Jean-Déiphin Lokonde  
Mvulukunda  
*CABINET MASAMBA*

Francis Lugunda Lubamba  
*CABINET LUKOMBE & LES AVOCATS*

Serge Mwankana Lulu  
*AVOCAT*

Vital Lwanga Bizanbila  
*CABINET VITAL LWANGA*

Aubin Mabanza  
*KLAM & PARTNERS AVOCATS*

Béatrice Mabanza  
*KLAM & PARTNERS AVOCATS*

Roger Masamba Makela  
*CABINET MASAMBA*

Cyril Emery Masiala  
*CABINET IRÉNÉE FALANKA*

Tanayi Mbuy-Mbiye  
*CABINET MBUY-MBIYE & ASSOCIÉS*

Karine Milandu Mia Vamosi  
*CABINET IRÉNÉE FALANKA*

Marie-Thérèse Moanda  
*KLAM & PARTNERS AVOCATS*

Didier Mopiti  
*MBM CONSEIL*

Gérard Mosolo  
*MBM CONSEIL*

Louman Mpooy  
*MPOY LOUMAN & ASSOCIÉS*

Emery Mukendi Wafwana  
*CABINET EMERY MUKENDI WAFWANA & ASSOCIÉS*

Freddy Mulamba Senene  
*CABINET MUNKINDJI*

Hilaire Mumvudi Mulangi  
*MINISTÈRE DE L'URBANISME ET DE L'HABITAT*

Jacques Munday  
*CABINET NTOTO*

Ilunga Israel Ndambi  
*S.I.E.C. SPRL*

Anthony Nkinzo  
*PwC*

Victorine Bibiche Nsimba  
Kilembe  
*BARREAU DE KINSHASA/MATETE*

Jean Thomas Nteli  
*CABINET IRÉNÉE FALANKA*

Marcel Ntoto  
*CABINET NTOTO*

Leon Nzimbi  
*PwC CONGO (DEMOCRATIC REPUBLIC OF)*

Otton Oligo Mbelia Kanalia  
*ANAPI*

Abdoulaye G. Ouane  
*KLAM & PARTNERS AVOCATS*

Jean-Louis Paquet  
*ATELIER D'ARCHITECTURE*

Destin Pelete  
*DHL GLOBAL FORWARDING*

Christie Madudu Sulubika  
*CABINET MADUDU SULUBIKA*

Sylvie Tshilanda Kabongo  
*CABINET MADUDU SULUBIKA*

Nadine Mundala Walo  
*CABINET MADUDU SULUBIKA*

#### CONGO, REP.

*CABINET JOHN W. FHOOKS & Co.*

*SNE (SOCIÉTÉ NATIONALE D'ELECTRICITÉ)*

Patrice Bazolo  
*PwC*

Prosper Bizitou  
*PwC*

Antoine Bokolo Joue  
*CAP ARCHITECTS*

Morin Boris  
*TRANSPORTER*

Claude Coelho  
*CABINET D'AVOCATS CLAUDE COELHO*

Mohammad Daoudou  
*PwC*

Mathias Essereke  
*CABINET D'AVOCATS MATHIAS ESSEREKE*

Philippe Fouda Fouda  
*BEAC CAMEROON*

Gaston Gapo  
*ATELIER D'ARCHITECTURE ET D'URBANISME*

François Grimaud  
*PwC*

Moïse Kokolo  
*PwC*

Pascal Kouo  
*SOGECO - ETDE CONGO*

Emmanuel Le Bras  
*PwC*

Salomon Louboula  
*ETUDE NOTARIALE LOUBOULA*

Jean Prosper Mabassi  
*ORDRE NATIONAL DES AVOCATS DU CONGO BARREAU DE BRAZZAVILLE*

Zahour Mbemba  
*LAWYER*

Jean Paul Moliso Samba  
*SOCAB*

Robert Ngabou  
*CAP ARCHITECTS*

Regina Nicole Okandza Yoka  
*DIRECTION GÉNÉRALE DES IMPÔTS*

Armand Robert Okoko  
*CABINET ARMAND ROBERT OKOKO*

Alpha Zingamoko  
*PwC*

#### COSTA RICA

Aisha Acuña  
*LEXINCORP COSTA RICA*

Gloriana Alvarado  
*PACHECO COTO*

Arnoldo André  
*ANDRÉ TINOCO ABOGADOS*

Alejandro Antillon  
*PACHECO COTO*

Carlos Araya  
*QUIROS ABOGADOS CENTRAL LAW*

Carlos Arias  
*OLLER ABOGADOS*

Luis Diego Barahona  
*PwC COSTA RICA*

Carlos Barrantes  
*PwC COSTA RICA*

Ignacio Beurute  
*QUIROS ABOGADOS CENTRAL LAW*

Alejandro Bettoni Traube  
*DONINELLI & DONINELLI - ASESORES JURÍDICOS ASOCIADOS*

Michael Bruce  
*ACZALAW*

Oswald Bruce  
*ACZALAW*

Eduardo Calderón-Odio  
*BLP ABOGADOS*

Adriana Castro  
*BLP ABOGADOS*

Luis Manuel Castro  
*BLP ABOGADOS*

Silvia Chacon  
*ALFREDO FOURNIER & ASOCIADOS*

Roberto Esquivel  
*OLLER ABOGADOS*

Freddy Fachler  
*PACHECO COTO*

Elizabeth Fallas  
*QUIROS ABOGADOS CENTRAL LAW*

Irene Fernández  
*LEX COUNSEL*

Neftali Garro  
*BLP ABOGADOS*

Miguel Golcher Valverde  
*COLEGIO DE INGENIEROS ELECTRICISTAS, MECÁNICOS E INDUSTRIALES*

Andrea González  
*BLP ABOGADOS*

David Gutierrez  
*PwC*

Jorge Guzmán  
*LEX COUNSEL*

Roy Guzman Ramirez  
*COMPANIA NACIONAL DE FUERZA Y LUZ*

Milena Hidalgo  
*TELETEC S.A.*

Randall Zamora Hidalgo  
*COSTA RICA ABC*

Ernesto Hütt Crespo  
*FACIO & CAÑAS, MEMBER OF LEX MUNDI*

Anneth Jimenez  
*BLP ABOGADOS*

Vivian Jiménez  
*OLLER ABOGADOS*

Elvis Eduardo Jiménez Gutiérrez  
*SUPERINTENDENCIA GENERAL DE ENTIDADES FINANCIERAS*

Margarita Libby Hernandez  
*MARGARITA LIBBY Y ASOCIADOS S.A.*

Carlos Marin Castro  
*MINISTERIO DE COMERCIO EXTERIOR*

Ivannia Méndez Rodríguez  
*OLLER ABOGADOS*

Gabriela Miranda  
*OLLER ABOGADOS*

Jaime Molina  
*PROYECTOS ICC S.A.*

Jorge Montenegro  
*SCGMT ARQUITECTURA Y DISEÑO*

Eduardo Montoya Solano  
*SUPERINTENDENCIA GENERAL DE ENTIDADES FINANCIERAS*

Cecilia Naranjo  
*LEX COUNSEL*

Tomas Nassar  
*PACHECO COTO*

Olman Núñez  
*TELETEC S.A.*

Sergio Pérez  
*LEXINCORP COSTA RICA*

Mainor Quesada  
*TELETEC S.A.*

Mauricio Quiros  
*QUIROS ABOGADOS CENTRAL LAW*

Rafael Quiros  
*QUIROS ABOGADOS CENTRAL LAW*

Ana Quiros Vaglio  
*TRANSUNION*

Ricardo Rodriguez  
*QUIROS ABOGADOS CENTRAL LAW*

Manrique Rojas  
*LEXINCORP COSTA RICA*

Miguel Ruiz Herrera  
*LEX COUNSEL*

Jose Luis Salinas  
*SCGMT ARQUITECTURA Y DISEÑO*

Luis Sánchez  
*FACIO & CAÑAS, MEMBER OF LEX MUNDI*

Fernando Sanchez Castillo  
*RUSSELL BEDFORD COSTA RICA / ABBQ CONSULTORES, S.A. - MEMBER OF RUSSELL BEDFORD INTERNATIONAL*

Luis Sibaja  
*LEX COUNSEL*

Ronny Michel Valverde Mena  
*EXTRUSIONES DE ALUMINIO S.A.*

Alonso Vargas  
*LEXINCORP COSTA RICA*

Daniela Vargas  
*PwC COSTA RICA*

Marianela Vargas  
*PwC COSTA RICA*

Stanley Villegas  
*DECISA*

Jafet Zúñiga Salas  
*SUPERINTENDENCIA GENERAL DE ENTIDADES FINANCIERAS*

#### CÔTE D'IVOIRE

*CABINET JOHN W. FHOOKS & Co.*

*ORDRE DES GÉOMÈTRES EXPERT DE LA CÔTE D'IVOIRE*

Ahmadou Al Aminou Lo  
*BCEAO*

Claude Aman  
*BOLLORÉ AFRICA LOGISTICS*

Ika Raymond Any-Gbayere  
*ANY RAY & PARTNERS*

Landry Baguy

Lassinéy Kathann Camara  
*CLK AVOCATS*

Asman César  
*CABINET N'GOAN, ASMAN & ASSOCIÉS*

Aminatou Cone  
*SCPA DOGUÉ-ABBE YAO & ASSOCIÉS*

Issa Diabaté  
*KOFFI & DIABATÉ*

Junior Doukoure  
*ANY RAY & PARTNERS*

Dorothee K. Dreesen  
*ETUDE MAÎTRE DREESEN*

Stéphane Eholie  
*SIMAT*

Bertrand Fleury  
*BOLLORÉ AFRICA LOGISTICS*

Liadé Vaudy Gbetibouo  
*CLK AVOCATS*

Koupo Gnoleba  
*MINISTÈRE DE LA CONSTRUCTION*

Claude-Andrée Grogga  
*CABINET JEAN-FRANÇOIS CHALUVEAU*

Barnabe Kabore  
*NOVELEC SARL*

Noel Koffi  
*CABINET NOEL Y. KOFFI*

Fatoumata Konate Toure-B.  
*ETUDE DE ME KONATE TOURE-B. FATOUMATA*

Mahoua Kone  
*ETUDE DE MAÎTRE KONE MAHOUA*

N'Dri Marielle-Ange Kouakou  
*CLK AVOCATS*

Arsène Dablé Kouassi  
*SCPA DOGUÉ-ABBE YAO & ASSOCIÉS*

Tape Likane  
*CABINET N'GOAN, ASMAN & ASSOCIÉS*

Charlotte-Yolande Mangoua  
*ETUDE DE MAÎTRE MANGOUA*

Adeline Messou  
*PwC CÔTE D'IVOIRE*

Georges N'Goan  
*CABINET N'GOAN, ASMAN & ASSOCIÉS*

Patricia N'guessan  
*CABINET JEAN-FRANÇOIS CHALUVEAU*

Jacques Otrou  
*CONSEIL NATIONAL DE L'ORDRE DES ARCHITECTES*

Athanase Raux  
*CABINET RAUX, AMIEN & ASSOCIÉS*

Koffi Raymond  
*SIMAT*

Simon Dognima Silué  
*BILE-AKA, BRIZOUA-BI & ASSOCIÉS*

Dominique Taty  
*PwC CÔTE D'IVOIRE*

Fousséni Traoré  
*PwC CÔTE D'IVOIRE*

Jean Christian Turkson  
*CIE*

Kotokou Kouakou Urbain  
ATK

Emmanuel Yehouessi  
BCEAO

Léon Désiré Zalo  
MINISTÈRE D'ÉTAT, MINISTÈRE DE  
L'AGRICULTURE

Seydou Zerbo  
SCPA DOGUE-ABBÉ YAO & ASSOCIÉS

## CROATIA

Boris Andrejaš  
BABIĆ & PARTNERS

Andrea August  
FINANCIAL AGENCY - CENTRE FOR  
HITRO.HR

Emir Bahtijarević  
DIVIAK, TOPIĆ & BAHTIJAREVIĆ

Hrvoje Bardek  
CMS LEGAL

Ivo Bijelić  
PWC CROATIA

Zoran Bohaček  
CROATIAN BANKING ASSOCIATION

Marko Borsky  
DIVIAK, TOPIĆ & BAHTIJAREVIĆ

Linda Brčić  
DIVIAK, TOPIĆ & BAHTIJAREVIĆ

Lana Brlek  
PWC CROATIA

Belinda Čačić  
ČAČIĆ & PARTNERS

Ivan Čuk  
VUKMIR & ASSOCIATES

Saša Divjak  
DIVIAK, TOPIĆ & BAHTIJAREVIĆ

Anela Dizdarević  
SIHTAR ATTORNEYS AT LAW

Ronald Given  
WOLF THEISS

Tonka Gjoić  
GLINSKA & MIŠKOVIĆ LTD.

Ivan Gjurgjan  
GIJURGAN & ŠRIBAR RADIĆ LAW FIRM

Krešimir Golubić  
GOLMAX D.O.O.

Tom Hadzija  
KORPER & PARTNERI LAW FIRM

Lidija Hanžek  
HROK D.O.O.

Branimir Iveković  
IVEKOVIĆ LAW OFFICE

Irina Jelčić  
HANŽEKOVIĆ & PARTNERS LTD.,  
MEMBER OF LEX MUNDI

Ivica Jelovcic  
DAMCO

Saša Jovičić  
WOLF THEISS

Sanja Jurković  
PWC CROATIA

Branko Kirin  
ČAČIĆ & PARTNERS

Ozren Kobsa  
DIVIAK, TOPIĆ & BAHTIJAREVIĆ

Anita Krizmanić  
MAČEŠIĆ & PARTNERS, ODVIETNIČKO  
DRUŠTVO

Krešimir Ljubić  
ODVIETNIČKO DRUŠTVO LEKO I  
PARTNERI

Andrea Lončar  
GLINSKA & MIŠKOVIĆ LTD.

Marko Lovrić  
DIVIAK, TOPIĆ & BAHTIJAREVIĆ

Dina Lukac  
LEKO I PARTNERI ATTORNEYS AT LAW

Mirosljub Mačević  
MAČEŠIĆ & PARTNERS, ODVIETNIČKO  
DRUŠTVO

Josip Marohnić  
GLINSKA & MIŠKOVIĆ LTD.

Domagoj Matica  
ČAČIĆ & PARTNERS

Andrej Matijevich  
MATIJEVICH LAW OFFICE

Igor Mirosevic  
DIVIAK, TOPIĆ & BAHTIJAREVIĆ

Tomislav Pedišić  
VUKMIR & ASSOCIATES

Miroslav Plašćar  
ŽURIC I PARTNERI

Marko Praljak  
PRALJAK & SVIĆ

Hrvoje Radić  
GIJURGAN & ŠRIBAR RADIĆ LAW FIRM

Kristina Rihtar  
LAW OFFICE VIDAN

Gordan Rotkvić  
PWC CROATIA

Davor Rukonić  
DIVIAK, TOPIĆ & BAHTIJAREVIĆ

Boris Šarović  
ŠAVORIĆ & PARTNERS

Ana Sihtar  
SIHTAR ATTORNEYS AT LAW

Andrej Skočić  
MERVIS D.O.O. - MEMBER OF RUSSELL  
BEDFORD INTERNATIONAL

Vladimir Skočić  
MERVIS D.O.O. - MEMBER OF RUSSELL  
BEDFORD INTERNATIONAL

Manuela Špoljarić  
ODVIETNIČKO DRUŠTVO LEKO I  
PARTNERI

Irena Šribar Radić  
GIJURGAN & ŠRIBAR RADIĆ LAW FIRM

Lidija Subašić  
ODVIETNIČKO DRUŠTVO LEKO I  
PARTNERI

Stjepan Šutija  
BABIĆ & PARTNERS

Marin Svić  
PRALJAK & SVIĆ

Zoran Tasić  
CMS LEGAL

Tena Tomek  
DIVIAK, TOPIĆ & BAHTIJAREVIĆ

Branka Tutek  
JURIĆ AND PARTNERS ATTORNEYS  
AT LAW

Ivana Urem  
ASSONO LTD. CROATIA

Hrvoje Vidan  
LAW OFFICE VIDAN

Željko Vrban  
HEP DISTRIBUTION SYSTEM OPERATOR  
LTD.

Zrinka Vrtarić  
CMS LEGAL

Mario Vukelić  
HIGH COMMERCIAL COURT OF THE  
REPUBLIC OF CROATIA

Marin Vuković  
DIVIAK, TOPIĆ & BAHTIJAREVIĆ

Gorana Vukušić  
LEKO I PARTNERI ATTORNEYS AT LAW

## CYPRUS

ELECTRICITY AUTHORITY OF CYPRUS

Alexandros Alexandrou  
TORNARITIS LAW FIRM

Achilleas Amvrosiou  
ARTEMIS BANK INFORMATION SYSTEMS  
LTD.

Andreas Andreou  
CYPRUS GLOBAL LOGISTICS

George Antoniadis  
GANTONI GENERAL ENTERPRISES

Pavlos Aristodemou  
ARISTODEMOU LOIZIDES YIOLITIS LLC

Anja Arsalides  
CYPRUS INVESTMENT PROMOTION  
AGENCY

Antonis Christodoulides  
PWC CYPRUS

Kyros Chrysostomides  
DR. K. CHRYSOSTOMIDES & Co. LLC

Achilleas Demetriades  
LELOS P DEMETRIADES LAW OFFICE  
LLC

Tatia Efstathiou  
P.G. ECONOMIDES & Co LIMITED  
- MEMBER OF RUSSELL BEDFORD  
INTERNATIONAL

Lefteris S. Eleftheriou  
CYPRUS INVESTMENT PROMOTION  
AGENCY

Marios Eliades  
M.ELIADES & PARTNERS LLC

Elena Frixou  
ARTEMIS BANK INFORMATION SYSTEMS  
LTD.

Olga Gaponova  
DELOITTE LLP

Elvira Georgiou  
ANTIS TRIANTAFYLIDES & SONS LLC

Marios Hadjigavriel  
ANTIS TRIANTAFYLIDES & SONS LLC

Iacovos Hadjivarnavas  
FAMAGUSTA CHAMBER OF COMMERCE  
AND INDUSTRY

Samantha G. Hellicar  
ANTIS TRIANTAFYLIDES & SONS LLC

Marina Ierokipiotou  
ANTIS TRIANTAFYLIDES & SONS LLC

Christina Ioannidou  
IOANNIDES DEMETRIOU LLC

George Karakannas  
CH.P. KARAKANNAS ELECTRICAL LTD.

Melina Karaolia  
M.ELIADES & PARTNERS LLC

Harris Kleanthous  
DELOITTE LLP

Kleanthis Kleanthous  
MINISTRY OF INTERIOR

Christina Koronis  
PWC CYPRUS

Christina Kotsapa  
ANTIS TRIANTAFYLIDES & SONS LLC

Nicholas Ktenas  
ANDREAS NEOCLEOUS & Co. LEGAL  
CONSULTANTS

Olga Lambrou  
MOUAIMIS & MOUAIMIS ADVOCATES

Pieris M. Markou  
DELOITTE LLP

Costas Mavrocordatos  
PWC CYPRUS

Phivos Michaelides  
IOANNIDES DEMETRIOU LLC

Panayotis Mouaimis  
MOUAIMIS & MOUAIMIS ADVOCATES

George Mouskides  
FOX SMART ESTATE AGENCY

Demetris Nicolaou  
ARISTODEMOU LOIZIDES YIOLITIS LLC

Varnavas Nicolaou  
PWC CYPRUS

Themis Panayi  
CYPRUS STOCK EXCHANGE

Georgios Papadopoulos  
M.ELIADES & PARTNERS LLC

Stella Papadopoulou  
MINISTRY OF INTERIOR

Chrysilios Pelekanos  
PWC CYPRUS

Marios Pelekanos  
MESARITIS PELEKANOS ARCHITECTS  
- ENGINEERS

Ioanna Petrou  
PWC CYPRUS

Maria Petsa  
CYPRUS STOCK EXCHANGE

Yiannos Pipis  
NICE DAY DEVELOPERS

Kritonas Savvides  
NICE DAY DEVELOPERS

Lambros Soteriou  
MICHAEL KYPRIANOY & Co. LLC

Criton Tornaritis  
TORNARITIS LAW FIRM

Stelios Triantafyllides  
ANTIS TRIANTAFYLIDES & SONS LLC

Irene Tziakouri  
PWC CYPRUS

Christiana Vassiliou  
ANTIS TRIANTAFYLIDES & SONS LLC

Xenios Xenopoulos  
LAWYER

Savvas Yiordamlis  
IOANNIDES DEMETRIOU LLC

## CZECH REPUBLIC

ALLEN & OVERY (CZECH REPUBLIC)  
LLP, ORGANIZAČNÍ SLOŽKA

Vladimír Ambruz  
AMBRUZ & DARK

Michaela Baranyková  
EURO-TREND, S.R.O. - MEMBER OF  
RUSSELL BEDFORD INTERNATIONAL

Libor Basl  
BAKER & MCKENZIE

Stanislav Bednár  
PETERKA & PARTNERS

Tomáš Běhounek  
BNT - PRAVDA & PARTNER, S.R.O.

Stanislav Beran  
PETERKA & PARTNERS

Jan Beres  
KOCIAN SOLC BALASTIK, ADVOKÁTNÍ  
KANCELÁŘ, S.R.O.

Martin Bohuslav  
AMBRUZ & DARK

Michal Buchta  
AMBRUZ & DARK

Jiří Černý  
PETERKA & PARTNERS

Ivan Chalupa  
SQUIRE, SANDERS & DEMPSEY, V.O.S.  
ADVOKÁTNÍ KANCELÁŘ

Peter Chrenko  
PWC CZECH REPUBLIC

Pavel Círek  
ENERGY REGULATOR OFFICE CZECH  
REPUBLIC

Jakub Cisar  
DLA PIPER PRAGUE LLP

Martin Dančišin  
GLATZOVÁ & Co.

Matěj Daněk  
PRK PARTNERS S.R.O. ADVOKÁTNÍ  
KANCELÁŘ

Dagmar Dubecka  
KOCIAN SOLC BALASTIK, ADVOKÁTNÍ  
KANCELÁŘ, S.R.O.

Tomáš Elbert  
WHITE & CASE

Robert Elefant  
PWC CZECH REPUBLIC

Tereza Erényi  
PRK PARTNERS S.R.O. ADVOKÁTNÍ  
KANCELÁŘ

Michal Forýtek  
KINSELLAR

Jakub Hajek  
AMBRUZ & DARK

Michal Hanko  
BUBNIK, MYSLIL & PARTNERS

Jarmila Hanzalová  
PRK PARTNERS S.R.O. ADVOKÁTNÍ  
KANCELÁŘ

Vít Horáček  
GLATZOVÁ & Co.

Radek Horký  
NOTARY CHAMBER, CZECH REPUBLIC

Pavel Jakab  
PETERKA & PARTNERS

Kateřina Jarolímková  
NOTÁŘSKÁ KOMORA ČESKÉ REPUBLIKY

Ludvik Juříčka  
AMBRUZ & DARK

Jitka Korejzova  
PRK PARTNERS S.R.O. ADVOKÁTNÍ  
KANCELÁŘ

Adela Krbcová  
PETERKA & PARTNERS

Martin Krechler  
GLATZOVÁ & Co.

Tomáš Kren  
WHITE & CASE

Aleš Kubáč  
AMBRUZ & DARK

Petr Kucera  
CCB - CZECH CREDIT BUREAU

Zdeněk Kučera  
BAKER & MCKENZIE

Petr Kuhn  
WHITE & CASE

Lukas Lejcek  
BDP-WAKESTONE S.R.O.

Zuzana Luklová  
AMBRUZ & DARK

Ondřej Machala  
NOTARY CHAMBER, CZECH REPUBLIC

Ondřej Mánek  
WOLF THEISS ADVOKÁTI S.R.O.

Jiří Markvart  
AMBRUZ & DARK

Peter Maysenhölder  
BNT - PRAVDA & PARTNER, S.R.O.

Petr Měšťánek  
KINSELLAR

Veronika Mistova  
PRK PARTNERS S.R.O. ADVOKÁTNÍ  
KANCELÁŘ

Pavlna Mišutová  
WHITE & CASE

Vojtech Mlynar  
WHITE & CASE

Miroslava Mojžišová  
AMBRUZ & DARK

Lenka Mrazova  
PWC CZECH REPUBLIC

David Musil  
PWC CZECH REPUBLIC

Jarmila Musilova  
CZECH NATIONAL BANK



Lenka Navrátilová  
AMBRUZ & DARK

Lenka Nemcova  
AMBRUZ & DARK

Marketa Penazova  
AMBRUZ & DARK

Igor Pieš  
BAKER & MCKENZIE

Jan Procházká  
AMBRUZ & DARK

Markéta Protivankova  
VEJMEKA & WÜNSCH, S.R.O.

Zdenek Rosicky  
SQUIRE, SANDERS & DEMPSEY, V.O.S.  
ADVOKÁTNÍ KANCELÁŘ

Kamila Rychtarova  
WHITE & CASE

Petra Schneiderova  
AMBRUZ & DARK

Václav Semrád  
WOLF THEISS ADVOKÁTI S.R.O.

Paul Sestak  
WOLF THEISS ADVOKÁTI S.R.O.

Dana Sládečková  
CZECH NATIONAL BANK

Ladislav Smejkal  
WHITE & CASE

Erik Steger  
WOLF THEISS ADVOKÁTI S.R.O.

Martin Štěpaník  
PETERKA & PARTNERS

Paul Stewart  
PwC CZECH REPUBLIC

Marek Švehlík  
ŠVEHLÍ & MIKULÁŠ ADVOKÁTI S.R.O.

Stanislav Travnicek  
ENERGY REGULATOR OFFICE CZECH  
REPUBLIC

Růžena Trojánková  
KINSTELLAR

Klara Valentova  
AMBRUZ & DARK

Daniel Vitouš  
AMBRUZ & DARK

Ludek Vrána  
VRÁNA & PELIKÁN

Vaclav Zaloudek  
WHITE & CASE

**DENMARK**

CENTER FOR CONSTRUCTION

Elsebeth Aaes-Jørgensen  
NORRBOM VINDING, MEMBER OF IUS  
LABORIS

Niels Bang  
GORRISSSEN FEDERSPIEL

Peter Bang  
PLESNER

Thomas Bang  
LETT LAW FIRM

Ole Borch  
BECH-BRUUN LAW FIRM

Frants Dalgaard-Knudsen  
PLESNER

Pia Dalziel  
MILLER ROSENFALCK LLP

Mogens Ebeling  
BRUUN & HJELLE

Anne Birgitte Gammeljord  
GORRISSSEN FEDERSPIEL

Ata Ghilassi  
KROMANN REUMERT, MEMBER OF LEX  
MUNDI

Anne Louise Haack Andersen  
LETT LAW FIRM

Merry Hansen  
PLESNER

Annette Hastrup  
MAGNUSSON

Heidi Hoelgaard  
EXPERIAN NORTHERN EUROPE

Mette Højberg  
BECH-BRUUN LAW FIRM

Peter Honoré  
KROMANN REUMERT, MEMBER OF LEX  
MUNDI

Jens Steen Jensen  
KROMANN REUMERT, MEMBER OF LEX  
MUNDI

Hans-Peter Jørgensen  
GORRISSSEN FEDERSPIEL

Eva Kaya  
ADVOKATGRUPPEN

Lars Kjaer  
BECH-BRUUN LAW FIRM

Mette Klingsten  
BECH-BRUUN LAW FIRM

Alexander Troeltzsch Larsen  
BECH-BRUUN LAW FIRM

Mikkel Stig Larsen  
KROMANN REUMERT, MEMBER OF LEX  
MUNDI

Susanne Schjølén Larsen  
KROMANN REUMERT, MEMBER OF LEX  
MUNDI

Jesper Avnborg Lentz  
GORRISSSEN FEDERSPIEL

Morten Bang Mikkelsen  
PwC DENMARK

Lita Misozi Hansen  
PwC DENMARK

Andreas Nielsen  
BRUUN & HJELLE

Susanne Norgaard  
PwC DENMARK

Anders Ørskov Melballe  
ACCURRA ADVOKATAKATEGIENSKAB

Carsten Pedersen  
BECH-BRUUN LAW FIRM

Lars Lindencrone Petersen  
BECH-BRUUN LAW FIRM

Jannick Prehn Brøndum  
BRUUN & HJELLE

Sisse Riis-Hansen  
KROMANN REUMERT, MEMBER OF LEX  
MUNDI

Steen Rosenfalck  
MILLER ROSENFALCK LLP

Michael Schebye Larsen  
GORRISSSEN FEDERSPIEL

Louise Krarup Simonsen  
KROMANN REUMERT, MEMBER OF LEX  
MUNDI

Martin Sørensen  
2M EL-INSTALLATION A/S

Kim Trensow  
KROMANN REUMERT, MEMBER OF LEX  
MUNDI

Søren Vasegaard Andreassen  
ADVOKATGRUPPEN

Anders Worsøe  
MAGNUSSON

**DJIBOUTI**

ELECTRICITÉ DE DJIBOUTI

Ouloufa Ismail Abdo  
OFFICE DJIBOUTIEN DE LA PROPRIÉTÉ  
INDUSTRIELLE ET COMMERCIALE  
(ODPIC)

Nima Ali Warsama  
BANQUE POUR LE COMMERCE ET  
L'INDUSTRIE - MER ROUGE (BCI MR)

Mourad Farah

Malik Garad  
BANQUE CENTRALE DE DJIBOUTI

Mohamed Ali Houssein  
DIRECTION DE L'HABITAT ET DE  
L'URBANISME

Ismael Mahamoud  
UNIVERSITE DE DJIBOUTI

Fatouma Mahamoud Hassan

Alain Martinet  
CABINET D'AVOCATS MARTINET &  
MARTINET

Marie-Paule Martinet  
CABINET D'AVOCATS MARTINET &  
MARTINET

Oubah Mohamed Omar  
SOCIÉTÉ MARITIME L. SAVON & RIES

Abdallah Mohammed Kamil  
ETUDE MAÎTRE MOHAMMED KAMIL

Ahmed Osman  
BANQUE CENTRALE DE DJIBOUTI

Lantoso Hurlin Ralalairinosy  
COSMEZZ SARL DJIBOUTI

**DOMINICA**

ANTHONY ASTAPHAN CHAMBERS

Wilnot Alexander  
DEV TRADING LTD.

Rene Akobi Butcher  
ISIDORE & ASSOCIATES LLP

Jo-Anne Commodore  
SUPREME COURT REGISTRY

Marvlyn Estrado  
KPB CHARTERED ACCOUNTANTS

Joelle A.V. Harris  
HARRIS & HARRIS

Sandra Julien  
COMPANIES AND INTELLECTUAL  
PROPERTY OFFICE

Alick C. Lawrence  
LAWRENCE ALICK C. CHAMBERS

Charlene Mae Magnaye  
PwC ST. LUCIA

Severin McKenzie  
MCKENZIE ARCHITECTURAL &  
CONSTRUCTION SERVICES INC.

Richard Peterkin  
PwC ST. LUCIA

Joan K.R. Prevost  
PREVOST & ROBERTS

Vernanda Raymond  
HOUSE OF ASSEMBLY

Eugene G. Royer  
EUGENE G. ROYER CHARTERED  
ARCHITECT

Jason Timothy  
DOMLEC

Anya Trim  
PwC ST. LUCIA

Ossie Walsh  
SUPREME COURT REGISTRY

Dawn Yearwood  
YEARWOOD CHAMBERS

**DOMINICAN REPUBLIC**

Rhady's Abreu de Polanco  
UNION INTERNACIONAL DEL NOTARIADO  
LATINO

Maria Teresa Acta  
HEADRICK RIZIK ALVAREZ &  
FERNÁNDEZ

Jennifer Beauchamps  
JIMÉNEZ CRUZ PEÑA

Luis Eduardo Bernard  
GONZÁLEZ & COISCOU

Laura Bobea  
MEDINA & RIZEK, ABOGADOS

Joanna M. Bonnelly Ginebra  
SQUIRE, SANDERS & DEMPSEY LLP

Ana Isabel Caceres  
TRONCOSO Y CACERES

Giselle Castillo  
SUPERINTENDENCIA DE BANCOS

Ramon Ceballos  
CEBALLOS & SÁNCHEZ, INGENIERÍA Y  
ENERGÍA, C. POR A.

Milvio Coiscou  
GONZÁLEZ & COISCOU

Leandro Corral  
ESTRELLA & TUPETE

José Cruz Campillo  
JIMÉNEZ CRUZ PEÑA

Marcos de León  
SUPERINTENDENCIA DE BANCOS

Sarah de León Perelló  
HEADRICK RIZIK ALVAREZ &  
FERNÁNDEZ

Raúl De Moya  
ARQUITECTURA & PLANIFICACIÓN

Juan Carlos De Moya  
GONZÁLEZ & COISCOU

Rosa Díaz  
JIMÉNEZ CRUZ PEÑA

Alejandro Fernández de Castro  
PwC DOMINICAN REPUBLIC

Mary Fernández Rodríguez  
HEADRICK RIZIK ALVAREZ &  
FERNÁNDEZ

Milagros Figueroa  
JOB, BAEZ, SOTO & ASSOCIATES  
- MEMBER OF RUSSELL BEDFORD  
INTERNATIONAL

Jose Ernesto Garcia A.  
TRANSGLOBAL LOGISTIC

Melissa Gilbert  
JIMÉNEZ CRUZ PEÑA

Pablo Gonzalez Tapia  
GONZÁLEZ & COISCOU

Luis Heredia Bonetti  
RUSSIN & VECCHI, LLC

Luis J. Jiménez  
JIMÉNEZ CRUZ PEÑA

José Ramón Logroño Morales  
LOGROÑO AQUINO DURÁN &  
LOGROÑO

Fernando Marranzini  
HEADRICK RIZIK ALVAREZ &  
FERNÁNDEZ

Carlos Marte  
AGENCIA DE COMERCIO EXTERIOR CM

Jesús Geraldo Martínez  
SUPERINTENDENCIA DE BANCOS

Fabiola Medina  
MEDINA & RIZEK, ABOGADOS

Laura Medina  
JIMÉNEZ CRUZ PEÑA

Doris Miranda  
GONZÁLEZ & COISCOU

Ramon Ortega  
PwC EL SALVADOR

Edward Piña Fernandez  
BIAGGI & MESSINA

Julio Pinedo  
PwC DOMINICAN REPUBLIC

Maria Portes  
CASTILLO Y CASTILLO

Alejandro Miguel Ramirez  
Suzaña  
RAMIREZ SUZAÑA & ASOC.

Katherine Rosa  
JIMÉNEZ CRUZ PEÑA

Wendy Sánchez  
TRANSUNION DOMINICAN REPUBLIC

Carolina Silié  
HEADRICK RIZIK ALVAREZ &  
FERNÁNDEZ

Juan Tejada  
PwC DOMINICAN REPUBLIC

Ana Gisselle Valerio  
TRONCOSO Y CACERES

Jeannerette Vergez  
JOB, BAEZ, SOTO & ASSOCIATES  
- MEMBER OF RUSSELL BEDFORD  
INTERNATIONAL

Vilma Verras Terrero  
JIMÉNEZ CRUZ PEÑA

Chery Zacarías  
MEDINA & RIZEK, ABOGADOS

**ECUADOR**

MZ SISTEMAS ELECTRICOS Y  
ELECTRONICOS

Pablo Aguirre  
PwC ECUADOR

Natalia Almeida-Oleas  
PÉREZ, BUSTAMANTE Y PONCE, MEMBER  
OF LEX MUNDI

Diego Cabezas-Klaere  
CABEZAS & CABEZAS-KLAERE

Sandra Cevallos  
PÉREZ, BUSTAMANTE Y PONCE, MEMBER  
OF LEX MUNDI

Pablo Chiriboga Dechiara  
PÉREZ, BUSTAMANTE Y PONCE, MEMBER  
OF LEX MUNDI

Fernando Coral  
PANALPINA WORLD TRANSPORT LLP

Renato Coronel  
PINTO & GARCÉS ASOC. CIA  
LTD. - MEMBER OF RUSSELL BEDFORD  
INTERNATIONAL

Fernando Del Pozo Contreras  
GALLEGOS, VALAREZO & NEIRA

Martín Galarza Lanas  
PUENTE REYES & GALARZA ATTORNEYS  
AT LAW CIA. LTDA.

Leopoldo González R.  
PAZ HOROWITZ ROBALINO GARCÉS  
ABOGADOS

Jaime Gordillo  
PwC ECUADOR

Veronica Jaramillo  
PANALPINA WORLD TRANSPORT LLP

Rubby Lucero  
CABEZAS & CABEZAS-KLAERE

Carlos Alberto Maldonado  
Terneus  
EMPRESA ELÉCTRICA QUITO SA

Juan Manuel Marchán  
PÉREZ, BUSTAMANTE Y PONCE, MEMBER  
OF LEX MUNDI

Luis Marin-Tobar  
PÉREZ, BUSTAMANTE Y PONCE, MEMBER  
OF LEX MUNDI

Sansone Massimiliano

Eduardo Montero

Francisco Javier Naranjo Grijalva  
PAZ HOROWITZ ROBALINO GARCÉS  
ABOGADOS

Esteban Ortiz  
PÉREZ, BUSTAMANTE Y PONCE, MEMBER  
OF LEX MUNDI

Jorge Paz Durini  
PAZ HOROWITZ ROBALINO GARCÉS  
ABOGADOS

Bruno Pineda-Cordero  
PÉREZ, BUSTAMANTE Y PONCE, MEMBER  
OF LEX MUNDI

Daniel Pino Arroba  
CORONEL Y PÉREZ

Ramiro Pinto  
PINTO & GARCÉS ASOC. CIA  
LTD.A - MEMBER OF RUSSELL BEDFORD  
INTERNATIONAL

Patricia Ponce Arteta  
BUSTAMANTE & BUSTAMANTE

Juan Carlos Proaño  
PANALPINA WORLD TRANSPORT LLP

Angel Alfonso Puente Reyes  
PUENTE REYES & GALARZA ATTORNEYS  
AT LAW CIA. LTDA.

Juan José Puente Reyes  
PUENTE REYES & GALARZA ATTORNEYS  
AT LAW CIA. LTDA.

Sandra Reed  
PÉREZ, BUSTAMANTE Y PONCE, MEMBER  
OF LEX MUNDI

Amparo Romero  
ROMERO ARTETA PONCE

Diego Romero  
ROMERO ARTETA PONCE

Gustavo Romero  
ROMERO ARTETA PONCE

José Romero

Hugo Arias Salgado  
Montserrat Sánchez  
CORONEL Y PÉREZ

Carlos Serrano

Paulina Viteri

#### EGYPT, ARAB REP.

TALAL ABU GHAZALEH LEGAL  
(TAG-LEGAL)

Abdel Aal Aly  
AFIFI WORLD TRANSPORT ALEXANDRIA

Naguib Abadir  
NACITA CORPORATION

Mostafa Abd El Rahim  
AL KAMEL LAW OFFICE

Ghada Abdel Aziz  
IBRACHY & DERMARKAR LAW FIRM

Ibrahim Mustafa Ibrahim Abdel  
Khalek  
GENERAL AUTHORITY FOR INVESTMENT  
GAFI

Ahmed Abdel Warith  
AAW CONSULTING ENGINEERS

Ahmed Abou Ali  
HASSOUNA & ABOU ALI

Gamal Abou Ali  
HASSOUNA & ABOU ALI

Hazem Ahmed Fathi  
HASSOUNA & ABOU ALI

Abd El Wahab Aly Ibrahim  
ABD EL WAHAB SONS

Sarah Ammar  
AL KAMEL LAW OFFICE

Sayed Ammar  
AL KAMEL LAW OFFICE

Liliane Atlam  
AL KAMEL LAW OFFICE

Khaled Balbaa  
KPMG

Louis Bishara  
BISHARA TEXTILE & GARMENT  
MANUFACTURING CO.

Karim Dabbous  
SHERIF DABBIOUS - MEMBER OF RUSSELL  
BEDFORD INTERNATIONAL

Sherif Dabbous  
SHERIF DABBIOUS - MEMBER OF RUSSELL  
BEDFORD INTERNATIONAL

Sameh Dahroug  
IBRACHY & DERMARKAR LAW FIRM

Amal Afifi Dawood  
SNR DENTON WILDE SAPTE & CO

Amy El Bagoury  
AL KAMEL LAW OFFICE

Hanan El Dib  
AL-AHL FIRM

Ahmed El Gammal  
SHALAKANY LAW OFFICE, MEMBER OF  
LEX MUNDI

Mohamed Refaat El Houshi  
THE EGYPTIAN CREDIT BUREAU I-SCORE

Hassan El Maraashly  
AAW CONSULTING ENGINEERS

Amr El Monayer  
PwC EGYPT

Amina El Oteify  
SHALAKANY LAW OFFICE, MEMBER OF  
LEX MUNDI

Khaled El Shalakany  
SHALAKANY LAW OFFICE, MEMBER OF  
LEX MUNDI

Sally El Shalakany  
SHALAKANY LAW OFFICE, MEMBER OF  
LEX MUNDI

Passant El Tabei  
PwC EGYPT

Abd-Allah El-Shazly  
EGYPTIAN PUBLIC PROSECUTION

Soheir Elbanna  
IBRACHY LAW FIRM

Karim Elhelaly  
AL-AHL FIRM

Ashraf Elibrachy  
IBRACHY LAW FIRM

Rana Elnahal  
IBRACHY LAW FIRM

Mostafa Elshafei  
IBRACHY LAW FIRM

Karim Emam  
PwC EGYPT

Hassan Fahmy  
MINISTRY OF INVESTMENT

Mariam Fahmy  
SHALAKANY LAW OFFICE, MEMBER OF  
LEX MUNDI

Tarek Gadallah  
IBRACHY LAW FIRM

Samir Ghareeb  
OFFICE OF THE MINISTER OF STATE FOR  
LOCAL DEVELOPMENT

Zeinab Saieed Gohar  
CENTRAL BANK OF EGYPT

Ahmed Hantera  
EGYPTIAN PUBLIC PROSECUTION

Mohamed Hashish  
TELELAWS

Maha Hassan  
AFIFI WORLD TRANSPORT ALEXANDRIA

Tarek Hassib  
AL KAMEL LAW OFFICE

Omneia Helmy  
EGYPTIAN CENTER FOR ECONOMIC  
STUDIES

Mohamed Hisham Hassan  
MINISTRY OF INVESTMENT

Ahmed Hossam  
PwC EGYPT

Stephan Jäger  
AMERELLER RECHTSANWÄLTE

Mohamed Kamal  
SHALAKANY LAW OFFICE, MEMBER OF  
LEX MUNDI

Salma Kamal  
SHALAKANY LAW OFFICE, MEMBER OF  
LEX MUNDI

Mohanad Khaled  
BDO, KHALED & CO

Shahira Khaled  
AL KAMEL LAW OFFICE

Taha Khaled  
BDO, KHALED & CO

Ussama Khattab  
BRIDGES TO BUSINESS

Adel Kheir  
ADEL KHEIR LAW OFFICE

Lobna Magdy  
SHALAKANY LAW OFFICE, MEMBER OF  
LEX MUNDI

Mustafa Makram  
BDO, KHALED & CO

Amr Mohamed  
MINISTRY OF INVESTMENT

Marwa Omara  
TELELAWS

Ingy Rasekh  
MENA ASSOCIATES, MEMBER OF  
AMERELLER RECHTSANWÄLTE

Menha Samy  
IBRACHY & DERMARKAR LAW FIRM

Mohamed Sery  
SERRY LAW OFFICE

Abdallah Shalash  
ABDALLAH SHALASH & CO.

Ramy Shalash  
ABDALLAH SHALASH & CO.

Abdelrahman Sherif  
MENA ASSOCIATES, MEMBER OF  
AMERELLER RECHTSANWÄLTE

Omar Sherif  
SHALAKANY LAW OFFICE, MEMBER OF  
LEX MUNDI

Sharif Shihata  
SHALAKANY LAW OFFICE, MEMBER OF  
LEX MUNDI

Shaimaa Solaiman  
CHALLENGE LAW FIRM

Frédéric Soliman  
TELELAWS

Amira Thabet  
SHERIF DABBIOUS - MEMBER OF RUSSELL  
BEDFORD INTERNATIONAL

Randa Tharwat  
NACITA CORPORATION

Ehab Yehia  
EGYPTIAN PUBLIC PROSECUTION

Tarek Zahran  
AL KAMEL LAW OFFICE

Mohsen Ziko  
AL KAMEL LAW OFFICE

Mona Zobaa  
MINISTRY OF INVESTMENT

#### EL SALVADOR

AES EL SALVADOR

ALSICORP GROUP

Miguel Angel  
ALE CARGO S.A. DE C.V.

Aida Arguello de Morera  
MINISTRY OF LABOR AND SOCIAL  
WELFARE

Francisco Armando Arias Rivera  
ARIAS & MUÑOZ

Francisco José Barrientos  
FRANCISCO JOSE BARRIENTOS, S.A.  
DE C.V.

Hazel Alexandra Cabezas  
AGUILAR CASTILLO LOVE

Carlos Roberto Alfaro Castillo  
AGUILAR CASTILLO LOVE

Walter Chávez  
GOLD SERVICE

David Claros  
GARCÍA & BODÁN

Luis Alfredo Cornejo  
CORNEJO & UMAÑA, LTDA. DE  
C.V. - MEMBER OF RUSSELL BEDFORD  
INTERNATIONAL

Porfirio Diaz Fuentes  
DLM, ABOGADOS, NOTARIOS &  
CONSULTORES

Lorena Dueñas  
SUPERINTENDENCIA DEL SISTEMA  
FINANCIERO

Ericka Elias  
PwC EL SALVADOR

Camila Escobar  
LEXINCORP

Enrique Escobar  
LEXINCORP

Roberta Gallardo de Cromeyer  
ARIAS & MUÑOZ

Yudy Guerrero  
GOLD SERVICE

Carlos Henriquez  
GOLD SERVICE

America Hernandez  
ALE CARGO S.A. DE C.V.

Benjamín Valdez Iraheta  
BENJAMÍN VALDEZ & ASOCIADOS

Luis Lievano  
ASOCIACION DE INGENIEROS Y  
ARQUITECTOS

Thelma Dinora Lizama de  
Osorio  
SUPERINTENDENCIA DEL SISTEMA  
FINANCIERO

Hegel Lopez  
PwC EL SALVADOR

Mario Lozano  
ARIAS & MUÑOZ

Astrud María Meléndez  
ASOCIACIÓN PROTECTORA DE CRÉDITOS  
DE EL SALVADOR (PROCRECITO)

Antonio R. Mendez Llorc  
ROMERO PINEDA & ASOCIADOS,  
MEMBER OF LEX MUNDI

Miriam Eleana Mixco Reyna  
GOLD SERVICE

Jocelyn Mónico  
FRANCISCO JOSE BARRIENTOS, S.A.  
DE C.V.

Fernando Montano  
ARIAS & MUÑOZ

Mario Moran  
M. REPRESENTACIONES

Jose Navas  
ALL WORLD CARGO, S.A. DE C.V.

Ramon Ortega  
PwC EL SALVADOR

Iris Palma  
OEA

Carlos Pastrana  
COLEGIO DE ARQUITECTOS DE EL  
SALVADOR

Jose Polanco  
LEXINCORP

Ana Patricia Portillo Reyes  
GUANDIQUE SEGOVIA QUINTANILLA

Carlos Roberto Rodríguez  
CONSORTIUM CENTRO AMÉRICA  
ABOGADOS

Flor de María Rodríguez  
ARIAS & MUÑOZ

Otto Rodríguez  
BENJAMÍN VALDEZ & ASOCIADOS

Roxana Romero  
ROMERO PINEDA & ASOCIADOS,  
MEMBER OF LEX MUNDI

Jaime Salinas  
GARCÍA & BODÁN

Oscar Samour  
CONSORTIUM CENTRO AMÉRICA  
ABOGADOS

Alonso V. Saravia  
ASOCIACIÓN SALVADOREÑA DE  
INGENIEROS Y ARQUITECTOS (ASIA)

Benjamín M. Valdez Tamayo  
BENJAMÍN VALDEZ & ASOCIADOS

Manuel Telles Suvillaga  
LEXINCORP

Luis Tevez  
BENJAMÍN VALDEZ & ASOCIADOS

Oscar Torres  
GARCÍA & BODÁN

Mauricio Antonio Urrutia  
SUPERINTENDENCIA DEL SISTEMA  
FINANCIERO

Julio Vargas  
GARCÍA & BODÁN

Rene Velasquez  
ARIAS & MUÑOZ

Osmin Vizcarra  
DLM, ABOGADOS, NOTARIOS &  
CONSULTORES

#### EQUATORIAL GUINEA

CIGESA

ERNST & YOUNG

Gabriel Amugu  
INTERACTIVOS GE

N.J. Ayuk  
CENTURION LLP

Philippe Beziat  
SDV LOGISTICS

Ana Margarita Bibang Nnegue  
BEAC - EQUATORIAL GUINEA

Francisco Campos Braz  
SOLEGE

Angel-Francisco Ela Ngomo  
Nchama  
SOLEGE

Philippe Fouda Fouda  
BEAC CAMEROON

Eddy Garrigo  
PwC EQUATORIAL GUINEA

Marcel Juetsop

Sébastien Lechêne  
PwC EQUATORIAL GUINEA

Angel Mba Abeso  
CENTURION LLP

Tomás Engono Mba López  
SEGESA (SOCIEDAD DE ELECTRICIDAD DE  
GUINEA ECUATORIAL)

Ezequiel Robbe Mbila  
CCEI BANK GE

Paulino Mbo Obama  
OFICINA DE ESTUDIOS - ATEG

Maria Luz Ndjondjo Andrada  
CENTURION LLP

Gustavo Ndong Edu  
AFRI LOGISTICS

Antonio-Pascual Oko Eboho  
ATTORNEY-AT-LAW

Jacinto Ona  
CENTURION LLP

Juan Carlos Ondo  
EQUATORIAL GUINEA CONSTITUTIONAL  
COURT

Elena Pedrero Polán  
PwC CÔTE D'IVOIRE

Dominique Taty  
PwC CÔTE D'IVOIRE

Vincent Tekam

Deeana Rochelle Wilson Edjang  
CENTURION LLP

**ERITREA**

Ali Reza Abdussein  
ELMI OLUNDO & Co. PLC - GENERAL  
CONTRACTOR

Senai Andemariam  
UNIVERSITY OF ASMARA

Tadesse Beraki

Biniam Fessehazion  
Ghebremichael  
ERITREAN AIRLINES

Tesfai Ghebrehiwet  
DEPARTMENT OF ENERGY

Berhane Gila-Michael  
BERHANE GILA-MICHAEL LAW FIRM

Kebreab Habte Michael  
KEBREAB HABTE MICHAEL LEGAL  
CONSULTING

Mebrahtom Habtemariam

Mulgheta Hailu  
TEFERI BERHANE & MULGHETA HAILU  
LAW FIRM

Tekeste Mesghenna  
MTD ENTERPRISES PLC

Akberom Tedla  
CHAMBER OF COMMERCE

Isac Tesfazion

**ESTONIA**

ESTONIAN LOGISTICS AND FREIGHT  
FORWARDING ASSOCIATION

Ott Aava  
ATTORNEYS AT LAW BORENIUS

Juulika Aavik  
BNT KLAUBERG KRAUKLIS  
ADVOKAADIBÜROO

Angela Agur  
MAQS LAW FIRM ESTONIA TALLINN

Risto Agur  
ADVOKAADIBÜROO SORAINEN AS

Katrin Altmets  
ADVOKAADIBÜROO SORAINEN AS

Airi Asperk  
KONKURENTSIAMET ESTONIAN  
COMPETITION AUTHORITY

Aet Bergmann  
BNT KLAUBERG KRAUKLIS  
ADVOKAADIBÜROO

Jane Eespõld  
ADVOKAADIBÜROO SORAINEN AS

Diana Freivald  
MINISTRY OF JUSTICE

Helen Ginter  
ADVOKAADIBÜROO SORAINEN AS

Küllil Haab  
KONKURENTSIAMET ESTONIAN  
COMPETITION AUTHORITY

Kristjan Hänni  
KAWE CAPITAL  
Annika Jaanson  
ATTORNEYS AT LAW BORENIUS

Ulla Jürimäe  
ADVOKAADIBÜROO SORAINEN AS

Andres Juss  
ESTONIAN LAND BOARD

Marko Kairjak  
VARUL

Erica Kaldre  
HOUGH, HUTT & PARTNERS OY

Helerin Kaldvee  
RAIDLA LEJINS & NORCOUS

Kadri Kallas  
ADVOKAADIBÜROO SORAINEN AS

Jevgeni Kazutkin  
HOUGH, HUTT & PARTNERS OY

Igor Kostjuk  
HOUGH, HUTT & PARTNERS OY

Andreas Kotsjuba  
ATTORNEYS AT LAW BORENIUS

Villu Kõve  
ESTONIAN SUPREME COURT

Tanja Kriisa  
PwC ESTONIA

Piia Kulm  
LEX TAL LAW OFFICE

Kaido Künnapas  
MAQS LAW FIRM ESTONIA TALLINN

Peeter Kutman  
ATTORNEYS AT LAW BORENIUS

Marika Kütt  
RAIDLA LEJINS & NORCOUS

Gerda Liik  
RAIDLA LEJINS & NORCOUS

Karin Madisson  
ADVOKAADIBÜROO SORAINEN AS

Tiina Maldre  
KONKURENTSIAMET ESTONIAN  
COMPETITION AUTHORITY

Veiko Meos  
KREDIIDINFO A.S.

Jaanus Mody  
ATTORNEYS AT LAW BORENIUS

Margus Mugu  
ATTORNEYS AT LAW BORENIUS

Jaana Nõgisto  
LAW OFFICE NORDEUS

Irina Nossova  
VARUL

Arne Ots  
RAIDLA LEJINS & NORCOUS

Karl J. Paadam  
ADVOKAADIBÜROO SORAINEN AS

Loori Paadik  
MINISTRY OF JUSTICE

Karina Paatsi  
ATTORNEYS AT LAW BORENIUS

Priit Pahapill  
ATTORNEYS AT LAW BORENIUS

Sven Papp  
RAIDLA LEJINS & NORCOUS

Evelin Pärn-Lee  
MAQS LAW FIRM ESTONIA TALLINN

Kirsti Pent  
LAW OFFICE NORDEUS

Tarmo Peterson  
VARUL

Maria Pihlak  
ADVOKAADIBÜROO SORAINEN AS

Sigrid Polli

Ants Ratas  
CF&S AS

Piret Saartee  
MINISTRY OF JUSTICE

Katrin Sarap  
MAQS LAW FIRM ESTONIA TALLINN

Villi Tõntson  
PwC ESTONIA

Veikko Toomere  
MAQS LAW FIRM ESTONIA TALLINN

Neve Uudelt  
RAIDLA LEJINS & NORCOUS

Erle Uus  
KPMG

Ingmar Vali  
REGISTRITSE JA INFOSUSTEEMIDE KESKUS

Triin Väljaots  
ADVOKAADIBÜROO SORAINEN AS

Hannes Vallikivi  
LAW OFFICE TARK GRUNTE SUTKIENE

Ivo Vanasaun

Paul Varul  
VARUL

Peeter Viirsalu  
VARUL

Ago Vilu  
PwC ESTONIA

Urmas Volens  
ADVOKAADIBÜROO SORAINEN AS

**ETHIOPIA**

ERNST & YOUNG

Siraj Ahmed  
PACKFORD INTERNATIONAL

Abdella Ali  
ABDELLA ALI LAW OFFICE

Wubetu Assefa  
BUNNA INTERNATIONAL BANK

Teklu Assefa Damte  
TEKLU ASSEFA

Adamselad Belay  
ZEMEN BANK

Teshome Gabre-Mariam Bokan  
TESHOME GABRE-MARIAM BOKAN  
LAW FIRM

Semere Wolde Bonge  
NATIONAL BANK OF ETHIOPIA

Kumlachew Dagne

Samuel Demke  
DELNESSAHOU TADESSE - COUNSELOR  
AND ATTORNEY AT LAW

Berhane Ghebray  
BERHANE GHEBRAY & ASSOCIATES

Solomon Gizaw  
HST CONSULTING

Asheber Hailesilassie  
TRANS ETHIOPIA PLC - TEPLCO

Getu Jemaneh  
HST CONSULTING

Belay Kebede Alemu  
ETHIOPIAN INSURANCE CORPORATION

Zekarias Keneaa  
ADDIS ABABA UNIVERSITY

Yitbarek Medhin  
BUILDING PERMITS AND INSPECTION  
AUTHORITY OF ADDIS ABABA

Tewodros Meheret  
ADDIS ABABA UNIVERSITY

Misrak Mengesha  
PACKFORD INTERNATIONAL

Molla Mengistu  
ADDIS ABABA UNIVERSITY

Alem Mengsteab  
ETHIOPIAN GENERAL INSTALLATION  
SUPPLY

Meiklit Seifu  
DELNESSAHOU TADESSE - COUNSELOR  
AND ATTORNEY AT LAW

Mathewos Shamo  
INDEPENDENT CONSULTANT

Ameha Sime  
AMEHA SIME B.C.

Delnessahou Tadesse  
DELNESSAHOU TADESSE - COUNSELOR  
AND ATTORNEY AT LAW

Mesfin Tafese  
MESFIN TAFESE LAW OFFICE

Eyasu Tequame  
JEHOIACHIN TECHNO PVT. LTD. Co.

Dagnachew Tesfaye  
DAGNACHEW TEFAYE LAW OFFICE

Amanuel Teshome  
AMAN & PARTNERS

Amsalah Tsehaye  
AMSALE TSEHAYE & ASSOCIATES LAW  
OFFICE

Solomon Areda Waktolla  
FIRST INSTANCE FEDERAL COURT

Tameru Wondmagegnehu  
Teferi Zewdu  
TRANS ETHIOPIA PLC - TEPLCO

**FIJI**

David Aidney  
WILLIAMS & GOSLING LTD.

Eddielin Almonte  
PwC Fiji

Jon Apted  
MUNRO LEYS

Nehla Basawaiya  
MUNRO LEYS

Mahendra Chand  
MUNRO LEYS

William Wylie Clarke  
HOWARDS LAWYERS

Delores Elliott  
DATA BUREAU LIMITED

Dilip Jamnadas  
JAMNADAS AND ASSOCIATES

Jerome Kado  
PwC Fiji

Besant Kumar  
FIJI ELECTRICITY AUTHORITY

Roneel Lal  
WILLIAMS & GOSLING LTD.

Brenda Nanius  
SIWATIBAU & SLOAN

Jon Orton  
ORTON ARCHITECTS

Pradeep Patel  
PKF INTERNATIONAL

Ramesh Prakash  
MISHRA PRAKASH & ASSOCIATES

Nilesh Prasad  
MITCHELL, KEIL & ASSOCIATES

Ramesh Prasad Lal  
CARPENTERS SHIPPING

Abhi Ram  
COMPANIES REGISTRAR

Ronlyn Sahib  
SIWATIBAU & SLOAN

Varun Shandil  
MUNRO LEYS

Om Dutt Sharma  
FIJI ELECTRICITY AUTHORITY

Shelvin Singh  
PARSHOTAM & Co.

Atunaisa Siwatibau  
SIWATIBAU & SLOAN

James Sloan  
SIWATIBAU & SLOAN

Narotam Solanki  
PwC Fiji

Shayne Sorby  
MUNRO LEYS

Seini Tinaikoro  
CROMPTONS SOLICITORS

Vulisere Tukama  
SUVA CITY COUNCIL

Chirk Yam  
PwC Fiji

Glenis Yee  
MUNRO LEYS

Eddie Yuen  
WILLIAMS & GOSLING LTD.

**FINLAND**

PwC FINLAND

Ville Ahtola  
CASTRÉN & SNELLMAN ATTORNEYS  
LTD.

Manne Airaksinen  
ROSCHEER ATTORNEYS LTD.

Tuomo Ävall  
WABUCO OY - MEMBER OF RUSSELL  
BEDFORD INTERNATIONAL

Claudio Busi  
CASTRÉN & SNELLMAN ATTORNEYS  
LTD.

Esa Halmari  
HEDMAN PARTNERS

Pekka Halme  
NATIONAL LAND SURVEY OF FINLAND

Johanna Haltia-Tapio  
HANNES SNELLMAN LLC

Joni Hatanmaa  
HEDMAN PARTNERS

Seppo Havia  
DITTMAR & INDRENIUS

Leenamajja Heinonen  
ROSCHEER ATTORNEYS LTD.

Mia Hukkinen  
ROSCHEER ATTORNEYS LTD.

Nina Isokorpi  
ROSCHEER ATTORNEYS LTD.

Lauri Jääskeläinen  
BUILDING CONTROL DEPARTMENT OF  
THE CITY OF HELSINKI

Pekka Jaatinen  
CASTRÉN & SNELLMAN ATTORNEYS  
LTD.

Juuso Jokela  
SUOMEN ASIAKASTIETO OY

Tanja Jussila  
WASELIUS & WIST

Mika Karpinnen  
HANNES SNELLMAN LLC

Aki Kauppinen  
ROSCHEER ATTORNEYS LTD.

Sakari Kauppinen  
NATIONAL BOARD OF PATENTS &  
REGISTRATION

Suvi Knaapila  
DITTMAR & INDRENIUS

Tiina Komppa  
HANNES SNELLMAN LLC

Mikko Korhonen  
HELEN SÄHKÖVERKKO OY

Jouni Lehtinen  
HELEN SÄHKÖVERKKO OY

Petteri Leinonen  
GEODIS WILSON FINLAND OY

Jan Lilius  
HANNES SNELLMAN LLC

Patrik Lindfors  
LINDFORS & Co, ATTORNEYS-AT-LAW  
LTD.

Patrick Lindgren  
LAW OFFICE ADVOCARE

Tuomas Lukkarinen  
NATIONAL LAND SURVEY OF FINLAND

Anna Lumijärvi  
KROGERUS ATTORNEYS LTD.

Kimmo Mettälä  
KROGERUS ATTORNEYS LTD.

Ville Mykkänen  
WABUCO OY - MEMBER OF RUSSELL  
BEDFORD INTERNATIONAL

Juha-Pekka Nuutinen

Linda Nyman  
WASELIUS & WIST

Elina Pesonen  
CASTRÉN & SNELLMAN ATTORNEYS  
LTD.

Ilkka Pesonen  
WABUCO OY - MEMBER OF RUSSELL  
BEDFORD INTERNATIONAL

Aino Saarilahti  
ATTORNEYS-AT-LAW JURIDIA LTD

Helena Viita  
ROSCHEER ATTORNEYS LTD.

Anna Vuori  
HEDMAN PARTNERS

Marko Vuori  
KROGERUS ATTORNEYS LTD.

Gunnar Westerlund  
ROSCHEER ATTORNEYS LTD.

## FRANCE

Claire Adenis-Lamarre  
MILLER ROSENFALCK LLP

Jean-Marc Albiol  
HOGAN LOVELLS

Nicolas Barberis  
ASHURST LLP

Andrew Booth  
ANDREW BOOTH ARCHITECT

Franck Buffaud  
DELSOL AVOCATS

Stéphanie Chatelon  
TAJ, MEMBER OF DELOITTE TOUCHE  
TOHMATSU LIMITED

Michel Combe  
LANDWELL & ASSOCIÉS

Patricia de Suzzoni  
COMMISSION DE RÉGULATION DE  
L'ÉNERGIE

Nicolas Deshayes  
AJASSOCIÉS

Jean-Marc Dufour  
FRANCE ECOMMERCE INTERNATIONAL

Olivier Everaere  
AGENCE EPURE SARL

Benoît Fauvelet  
BANQUE DE FRANCE

Ingrid Fauvelière  
GIDE LOYRETTE NOUËL, MEMBER OF  
LEX MUNDI

Cécile Gilliet  
VATIER & ASSOCIÉS

Thierry Gomot  
BANQUE DE FRANCE

Kevin Grossmann  
CABINET KEVIN GROSSMANN

Philippe Guibert  
FIEEC

Carol Khoury  
JONES DAY

Daniel Arthur Laprès  
AVOCAT À LA COUR D'APPEL DE PARIS

Vanessa Li  
HOGAN LOVELLS

Julien Maire du Poset  
SMITH VIOLET

Jean-Louis Martin  
JONES DAY

Nathalie Morel  
MAYER BROWN

Laurence Mounier  
VATIER & ASSOCIÉS

Sabine Paul  
MILLER ROSENFALCK LLP

Arnaud Pédrón  
TAJ, MEMBER OF DELOITTE TOUCHE  
TOHMATSU LIMITED

Arnaud Pelpel  
PELPEL AVOCATS

Caroline Poncelet  
MAYER BROWN

Camille Potier  
MAYER BROWN

Emmanuelle Ries  
MILLER ROSENFALCK LLP

Hugues Roux  
BANQUE DE FRANCE

Pierre Roux  
ASHURST LLP

Carole Sabbah  
MAYER BROWN

Jennifer Sachetat  
ASHURST LLP

Diane Sénéchal  
ASHURST LLP

Isabelle Smith Monnerville  
SMITH VIOLET

Marlène-Johanne Suberville  
DELSOL AVOCATS

Salli Anne Swartz  
ARTUS WISE

Jean Luc Vallens  
COUR D'APPEL DE COLMAR

Philippe Xavier-Bender  
GIDE LOYRETTE NOUËL, MEMBER OF  
LEX MUNDI

Claire Zuliani  
TRANSPARENCE - MEMBER OF RUSSELL  
BEDFORD INTERNATIONAL

## GABON

CABINET JOHN W. FFOOKS & CO.

ETUDE MAÎTRE GEY BEKALE

MUNICIPALITÉ DE LIBREVILLE

PANALPINA WORLD TRANSPORT

Marcellin Massila Akendengue  
SOCIÉTÉ D'ÉNERGIE ET D'EAU DU  
GABON (SEEG)

Itchola Mano Alade  
CABINET D'AVOCATS ITCHOLA &  
ABGANRIN

Marie Carmel Ketty  
Ayimamberwe

Madeleine Berre  
DELOITTE JURIDIQUE ET FISCAL

Daniel Chevallon  
MATELEC

Augustin Fang

Philippe Fouda Fouda  
BEAC CAMEROON

Michael Jeannot  
MATELEC

Athanase Ndoye Loury  
SYNDIC JUDICIAIRE

Pélagie Massamba Mouckocko  
PRICEWATERHOUSECOOPERS TAX &  
LEGAL SA

Jean Mbagou  
Abel Mouloungui  
ETUDE MAÎTRE ABEL MOULOUNGUI

Jean Hilaire Moussavou  
FUMU TECHNOLOGIE

Célestin Ndelia  
ETUDE MAÎTRE NDELIA CÉLESTIN

Ruben Mindonga Ndongo

Thierry Ngomo  
ARCHI PRO INTERNATIONAL

François Nguema Ebane  
CABINET ATELIER SA

Lubin Ntoutoume  
CABINET SCP NTOUTOUME ET MEZHER

Josette Cadie Olendo

César Apollinaire Ondo Mve  
METTRE COUR DE CASSATION DU  
GABON

Marie-Jose Ongou Mendou  
BUSINESS CONSULTING

Laurent Pommera  
PRICEWATERHOUSECOOPERS TAX &  
LEGAL SA

Christophe A. Relongoué  
PRICEWATERHOUSECOOPERS TAX &  
LEGAL SA

## GAMBIA, THE

PwC GHANA

Lamin A.K Touray  
ATTORNEY GENERAL CHAMBERS OF  
GAMBIA

Alpha Amadou Barry  
DT ASSOCIATES, INDEPENDENT  
CORRESPONDENCE FIRM OF DELOITTE  
TOUCHE TOHMATSU LIMITED

Abdul Aziz Bensouda  
AMIE BENSOUADA & CO.

Amie N.D. Bensouda  
AMIE BENSOUADA & CO.

Roy Chalkley

Ida Denise Drameh  
IDA D. DRAMEH & ASSOCIATES

Fatoullil Drammeh  
TRUST BANK LTD.

Frederick Forster  
JUDICIARY OF THE GAMBIA

Jon Goldy  
AMIE BENSOUADA & CO.

Cherno Aliou Jallow  
DT ASSOCIATES, INDEPENDENT  
CORRESPONDENCE FIRM OF DELOITTE  
TOUCHE TOHMATSU LIMITED

Edrissa Jarjue  
NATIONAL WATER AND ELECTRICITY  
COMPANY LTD.

Lamin S. Jatta  
DT ASSOCIATES, INDEPENDENT  
CORRESPONDENCE FIRM OF DELOITTE  
TOUCHE TOHMATSU LIMITED

Sulayman M. Joof  
S.M. JOOF AGENCY

Nani Juwara  
NATIONAL WATER AND ELECTRICITY  
COMPANY LTD.

Momodou F. K. Kolley  
DEVELOPMENT CONTROL UNIT -  
DEPARTMENT OF PHYSICAL PLANNING  
AND HOUSING

Pa M. M. N'jie  
TRUST BANK LTD.

Adama Samba  
VALUE ENGINEERING CONSTRUCTION

Mary Abdoulie  
Samba-Christensen  
LEGAL PRACTITIONER

Hawa Sisay-Sabally  
LAWYER

Salieu Taal  
TEMPLE LEGAL PRACTITIONERS

## GEORGIA

Zviad Akhvediani  
AKVLEDIANI BUSINESS CONSULTING  
LLC - CORRESPONDENT OF RUSSELL  
BEDFORD INTERNATIONAL

Irakli Apkhadze  
CHANCELLERY OF THE GOVERNMENT  
OF GEORGIA

Irakli Asapini  
ITM GLOBAL LOGISTICS

Nino Bakakuri  
NODIA, URUMASHVILI & PARTNERS

Niko Bakashvili  
BAKASHVILI AND COMPANY

Nino Begalishvili  
COLIBRI LAW FIRM

Lily Begiashvili  
GEORGIA REVENUE SERVICE

Revaz Beridze  
ERISTAVI LAW GROUP

Koba Bobokhidze  
MGALOBLSHVILI, KIPIANI, DZIDZIGURI  
(MKD) LAW FIRM

Bondo Bolkvadze  
DELOITTE OVERSEAS CONSULTING  
PROJECTS

Temur Bolotashvili  
USAID ECONOMIC PROSPERITY  
INITIATIVE

Michael Cowgill  
AMERICAN CHAMBER OF COMMERCE

Kakha Damenia  
GUTIDZE DAMENIA CHANTLADZE  
SOLUTIONS

Maia Darsalia  
TBILISI CITY COURT, CHAMBER OF  
CIVIL CASES

Teymur Gamrekelashvili  
TELASI

Rusudan Gergauli  
LPA LLC LAW FIRM

Nata Ghibradze  
LPA LLC LAW FIRM

Iliia Giorgadze  
ARCI ARCHITECTURE & DEVELOPMENT

Erekle Glurjidze  
DLA PIPER GEORGIA LP

Lasha Gogiberidze  
BGI LEGAL

Gega Gogichashvili  
CHANCELLERY OF THE GOVERNMENT  
OF GEORGIA

Gocha Gogishvili  
AMIRASHVILI, GOGISHVILI & SHENGELIA  
AGS

Mamuka Gordeziani  
ITM GLOBAL LOGISTICS

Kakhaber Grubelashvili  
AKVLEDIANI BUSINESS CONSULTING  
LLC - CORRESPONDENT OF RUSSELL  
BEDFORD INTERNATIONAL

Giorgi Gulua  
BAKASHVILI AND COMPANY

Nana Gurgenidze  
LPA LLC LAW FIRM

Izabela Gutidze  
GUTIDZE DAMENIA CHANTLADZE  
SOLUTIONS

Batu Gvasalia  
NATIONAL AGENCY OF PUBLIC REGISTRY

Rusudan Gvazava  
BGI LEGAL

Gia Jandieri  
NEW ECONOMIC SCHOOL

Revaz Javelidze  
COLIBRI LAW FIRM

Aleksandre Kacharava  
CHANCELLERY OF THE GOVERNMENT  
OF GEORGIA

David Kakabadze  
Grigol Kakauridze  
MINISTRY OF ECONOMIC DEVELOPMENT

Irakli Kandashvili

Givi Karchava  
LASARE LTD.

Mari Khardziani  
NATIONAL AGENCY OF PUBLIC REGISTRY

Anastasia Kipiani  
PwC GEORGIA

Nika Kirkitadze  
NATIONAL BUREAU OF ENFORCEMENT

Sergi Kobakhidze  
PwC GEORGIA

Tamar Kobakhidze  
CARGO LOGISTICS GROUP

Eteri Kritskhali  
AMIRASHVILI, GOGISHVILI & SHENGELIA  
AGS

Aieti Kukava  
ALLIANCE GROUP HOLDING

Tamar Kvintradze  
GETSADZE & PATEISHVILI LLC

Tamara Lakerbaya  
ERISTAVI LAW GROUP

Sergo Lasareishvili  
LASARE LTD.

Vakhtang Lejava  
CHANCELLERY OF THE GOVERNMENT  
OF GEORGIA

Archil Lezhava  
LPA LLC LAW FIRM

Mirab-Dmitry Lomadze

Robin McCone  
PwC GEORGIA

Manana Meshishvili  
ERISTAVI LAW GROUP

Ekaterina Meskhidze  
NATIONAL AGENCY OF PUBLIC REGISTRY

Roin Migriauli  
LAW OFFICE MIGRIAULI & PARTNERS

Nino Mirtskhulava  
POTI SEA PORT CORPORATION

Kakhaber Nariashvili

Merab Narmania  
CHANCELLERY OF THE GOVERNMENT  
OF GEORGIA

Zaza Nemsadze  
CHANCELLERY OF THE GOVERNMENT  
OF GEORGIA

Levan Nikoladze  
LPA LLC LAW FIRM

Lasha Nodia  
NODIA, URUMASHVILI & PARTNERS

Giorgi Otariidze  
LPA LLC LAW FIRM

Vakhtang Paresishvili  
DLA PIPER GEORGIA LP

Levan Pavlenishvili  
PwC GEORGIA

Joseph Salukvadze  
TBILISI STATE UNIVERSITY

Natia Samushia  
CHANCELLERY OF THE GOVERNMENT  
OF GEORGIA

Irakli Sarjveladze  
POTI SEA PORT CORPORATION

Manzoor Shah  
GLOBALINK LOGISTICS GROUP

Manana Shurgulaia  
AGENCY FOR FREE TRADE AND  
COMPETITION

Zaza Simaev  
ELECO LTD.

Eka Siradze  
COLIBRI LAW FIRM

Irakli Siradze  
GUTIDZE DAMENIA CHANTLADZE  
SOLUTIONS

Rusudan Sreseli  
GUTIDZE DAMENIA CHANTLADZE  
SOLUTIONS

David Sukiasov  
ELECO LTD.

Avto Svanidze  
DLA PIPER GEORGIA LP

Giorgi Tavartkiladze  
DELOITTE LLP

Levan Tektumanidze  
ANDREAS SOFOCLEOUS & CO.

Tamara Tvedoradze  
BGI LEGAL



Sergo Tsikarishvili  
NATIONAL AGENCY OF PUBLIC REGISTRY

Zviad Voshakidze  
TELASI

Georgi Zedginidze  
ERISTAVI LAW GROUP

## GERMANY

Gabriele Apfelbacher  
CLEARY GOTTlieb STEEN & HAMILTON  
LLP

Stephan Bank  
CLEARY GOTTlieb STEEN & HAMILTON  
LLP

Henning Berger  
WHITE & CASE

Jennifer Bierly  
GSK STOCKMANN + KOLLEGEN

Arnd Böken  
GRAF VON WESTPHALEN  
RECHTSANWÄLTE PARTNERSCHAFT

Simeon-Tobias Bolz  
HEUSSEN  
RECHTSANWÄLTSGESSELLSCHAFT MBH

Elena Bratanova  
CLEARY GOTTlieb STEEN & HAMILTON  
LLP

Claus-Dieter Braun  
SCHUFA HOLDING AG

Michael Brems  
CLEARY GOTTlieb STEEN & HAMILTON  
LLP

Thomas Büssow  
PwC GERMANY

Lorenz Czajka  
GRAF VON WESTPHALEN  
RECHTSANWÄLTE PARTNERSCHAFT

Andreas Eckhardt  
PRICEWATERHOUSECOOPERS  
LEGAL AKTIENGESELLSCHAFT  
RECHTSANWÄLTSGESSELLSCHAFT

Dieter Endres  
PwC GERMANY

Sigrun Erber-Faller  
NOTARE ERBER-FALLER UND VORAN

Shahzadi Firdous  
GRAF VON WESTPHALEN  
RECHTSANWÄLTE PARTNERSCHAFT

Mathias Fischer  
LATHAM & WATKINS LLP

Alexander Freiherr von Aretin  
GRAF VON WESTPHALEN  
RECHTSANWÄLTE PARTNERSCHAFT

Michael Frühmorgen  
HEUSSEN  
RECHTSANWÄLTSGESSELLSCHAFT MBH

Björn Gaul  
CMS HASCHÉ SIGLE

Markus J. Goetzmann  
C-B-H RECHTSANWÄLTE

Andrea Gruss  
MERGET + PARTNER

Klaus Günther  
OPPENHOFF & PARTNER

Robert Gutte  
CLEARY GOTTlieb STEEN & HAMILTON  
LLP

Marc Alexander Häger  
OPPENHOFF & PARTNER

Rüdiger Harms  
CLEARY GOTTlieb STEEN & HAMILTON  
LLP

Götz-Sebastian Hök  
DR. HÖK STIEGLMEIER & PARTNER

Markus Jakob  
JAKOBY RECHTSANWÄLTE

Helmut Jordan  
JORDANRECHTSANWÄLTSGESSELLSCHAFT MBH

Henrik Kirchhoff  
GSK STOCKMANN + KOLLEGEN

Britta Klatt  
SCHUFA HOLDING AG

Johann Klein  
BEEH & HAPPICH GMBH - MEMBER OF  
RUSSELL BEDFORD INTERNATIONAL

Steffen Koch  
WIENBERG WILHELM

Dirk Kohlenberg  
PRICEWATERHOUSECOOPERS  
LEGAL AKTIENGESELLSCHAFT  
RECHTSANWÄLTSGESSELLSCHAFT

Jörg Kraffel  
WHITE & CASE

Markus Krüger  
LATHAM & WATKINS LLP

Holger Kühl  
GRAF VON WESTPHALEN  
RECHTSANWÄLTE PARTNERSCHAFT

Carsten Liersch  
GRAF VON WESTPHALEN  
RECHTSANWÄLTE PARTNERSCHAFT

Peter Limmer  
NOTARE DR. LIMMER & DR. FRIEDERICH

Burkhard Lindenlaub  
MBS LOGISTICS

Frank Lohrmann  
CLEARY GOTTlieb STEEN & HAMILTON  
LLP

Roland Maaß  
LATHAM & WATKINS LLP

Thomas Stefan Malik  
HEUSSEN  
RECHTSANWÄLTSGESSELLSCHAFT MBH

Robert Manger  
PRICEWATERHOUSECOOPERS  
LEGAL AKTIENGESELLSCHAFT  
RECHTSANWÄLTSGESSELLSCHAFT

Jan Geert Meents  
DLA PIPER UK LLP

Werner Meier  
CLEARY GOTTlieb STEEN & HAMILTON  
LLP

Daniel Meier-Greve  
PRICEWATERHOUSECOOPERS  
LEGAL AKTIENGESELLSCHAFT  
RECHTSANWÄLTSGESSELLSCHAFT

Thomas Miller  
HEUSSEN  
RECHTSANWÄLTSGESSELLSCHAFT MBH

Eike Najork  
C-B-H RECHTSANWÄLTE

Dirk Otto  
NORTON ROSE LLP

Daniel Panajotow  
CLEARY GOTTlieb STEEN & HAMILTON  
LLP

Laura Pfirrmann  
CLEARY GOTTlieb STEEN & HAMILTON  
LLP

John Piotrowski  
JAKOBY RECHTSANWÄLTE

Marlena Polic  
PRICEWATERHOUSECOOPERS  
LEGAL AKTIENGESELLSCHAFT  
RECHTSANWÄLTSGESSELLSCHAFT

Peter Polke  
CLEARY GOTTlieb STEEN & HAMILTON  
LLP

Thomas Poss  
LATHAM & WATKINS LLP

Sebastian Prügel  
WHITE & CASE

Christina Reifelsberger  
HEUSSEN  
RECHTSANWÄLTSGESSELLSCHAFT MBH

Angela Reimer  
DIAZ REUS & TARG LLP

Wilhelm Reinhardt  
LATHAM & WATKINS LLP

Carl Renner  
DLA PIPER UK LLP

Alexander Reus  
DIAZ REUS & TARG LLP

Philipp Rueland  
PRICEWATERHOUSECOOPERS  
LEGAL AKTIENGESELLSCHAFT  
RECHTSANWÄLTSGESSELLSCHAFT

Christoph Schauenburg  
CLEARY GOTTlieb STEEN & HAMILTON  
LLP

Johannes Schmidt  
CLEARY GOTTlieb STEEN & HAMILTON  
LLP

Sönke Schröder  
SALGER RECHTSANWÄLTE

Ulrich Schroeder  
GRAF VON WESTPHALEN  
RECHTSANWÄLTE PARTNERSCHAFT

Volker Schwarz  
HEUSSEN  
RECHTSANWÄLTSGESSELLSCHAFT MBH

Kirstin Schwedt  
LINKLÄTERS LLP

Ingrid Seitz  
DEUTSCHE BUNDESBANK

Hyeon-Won Song  
PwC GERMANY

Kai Sebastian Staak  
PRICEWATERHOUSECOOPERS  
LEGAL AKTIENGESELLSCHAFT  
RECHTSANWÄLTSGESSELLSCHAFT

Volker Staehr  
EF-ES-WE ELEKTROANLAGEN GMBH

Susanne Stellbrink  
PwC GERMANY

Dieter Straub  
CMS HASCHÉ SIGLE

Tobias Taetzner  
PwC GERMANY

Nora Thies  
GRAF VON WESTPHALEN  
RECHTSANWÄLTE PARTNERSCHAFT

Arne Vogel  
PRICEWATERHOUSECOOPERS  
LEGAL AKTIENGESELLSCHAFT  
RECHTSANWÄLTSGESSELLSCHAFT

Heiko Vogt  
PANALPINA WELTTRANSPORT GMBH

Katharina von Rosenstiel  
ORBRICK HÖLTERS & ELSING

Peter Voss  
INTERGLOBAL SHIPPING GMBH

Raimund E. Walch  
WENDLER TREMMEL RECHTSANWÄLTE

Annekatrien  
Werthmann-Feldhues  
PRICEWATERHOUSECOOPERS  
LEGAL AKTIENGESELLSCHAFT  
RECHTSANWÄLTSGESSELLSCHAFT

Hartmut Wicke  
NOTARE RUDOLF SPOERER & DR.  
HARTMUT WICKE, LL. M.

Stefan Wirsch  
LATHAM & WATKINS LLP

Gerlind Wisskirchen  
CMS HASCHÉ SIGLE

Boris Witt  
CLEARY GOTTlieb STEEN & HAMILTON  
LLP

Uwe Witt  
PRICEWATERHOUSECOOPERS  
LEGAL AKTIENGESELLSCHAFT  
RECHTSANWÄLTSGESSELLSCHAFT

Christian Zeissler  
C-B-H RECHTSANWÄLTE

## GHANA

Gillian Ablorh-Quarcoo  
BENTSI-ENCHILL, LETSA & ANKOMAH,  
MEMBER OF LEX MUNDI

George K. Acquah  
EXPRESSO TELECOM GHANA

Stephen N. Adu  
PUBLIC UTILITIES REGULATORY  
COMMISSION OF GHANA

Rene Adu Junior  
LAWFIELDS CONSULTING

George Ahiafor  
XDSDATA GHANA LTD.

Kwaku Ainuson

Nana Akonu G. P. Amartey  
ANDAH AND ANDAH CHARTERED  
ACCOUNTANTS

Nene Amegatcher  
SAM OKUDZETO & ASSOCIATES

Kennedy Paschal Anaba  
LAWFIELDS CONSULTING

Kwaku Brebu Andah  
ANDAH AND ANDAH CHARTERED  
ACCOUNTANTS

Wilfred Kwabena Anim-Odame  
LAND COMMISSION

Adwoa S. Asamoah-Addo  
NANA AKUOKU SARPONG & PARTNERS

Fred Asiamah-Koranteng  
BANK OF GHANA

Selma Awumbila  
BENTSI-ENCHILL, LETSA & ANKOMAH,  
MEMBER OF LEX MUNDI

Gideon Ayi-Owoo  
PwC GHANA

Ellen Bannerman  
BRUCE-LYLE BANNERMAN &  
ASSOCIATES

Ras Afful Davis  
CLIMATE SHIPPING & TRADING

Clifford Gershon Fiadjoe  
ANDAH AND ANDAH CHARTERED  
ACCOUNTANTS

Emmanuel Fiati  
PUBLIC UTILITIES REGULATORY  
COMMISSION OF GHANA

Frank Fugar  
COLLEGE OF ARCHITECTURE AND  
PLANNING

Roland Horsoo  
CROWN AGENTS LTD.

Matilda Idun-Donkor  
REINDORF CHAMBERS

Adam Imoru Ayarna  
CADESMEE INTERNATIONAL

Sophie Mutebi Kayemba  
PwC GHANA

Emmanuel Kissi-Boateng  
PUBLIC UTILITIES REGULATORY  
COMMISSION OF GHANA

Rosa Kudoadzi  
BENTSI-ENCHILL, LETSA & ANKOMAH,  
MEMBER OF LEX MUNDI

George Kwatia  
PwC GHANA

Margaret Laryea  
LARYEA, LARYEA & CO. P.C.

Frank N. Akowuah  
BENTSI-ENCHILL, LETSA & ANKOMAH,  
MEMBER OF LEX MUNDI

Wordsworth Odame Larbi  
LANDS COMMISSION

Rexford Oppong  
KNUST

Jacob Saah  
SAAH & CO.

Frank Sarpong  
FAME SHIPPING AGENCY

Doris Tettey  
TOWN AND COUNTRY PLANNING  
DEPARTMENT

Darcy White  
PwC GHANA

Dorothy Sena Woanya  
LARYEA, LARYEA & CO. P.C.

## GREECE

Sophia Ampoulidou  
DRAKOPOULOS LAW FIRM

Rita Anthouli  
K | P LAW FIRM

George Apostolakos  
APOSTOLAKOS ARCHITECTS

Amalia Balla  
POTAMITIS VEKIS

Marilena Bellou  
Constantin Calavros  
CALAVROS & PARTNERS

Stefanos Charaktiniotis  
ZEPOS & YANNOPOULOS LAW FIRM,  
MEMBER OF LEX MUNDI

Ira Charisiadou  
CHARISIADOU LAW OFFICE

Margarita Christodoulou

Theodora Christodoulou  
KLC LAW FIRM

Alkistis - Marina Christofilou  
IKRP ROKAS & PARTNERS

Evangelia Christopoulou  
- Stamelou  
NOTARY

Vasiliki Christou  
KLC LAW FIRM

Vassilis Chryssomalis  
SARANTITIS LAW FIRM

Sotiris Constantinou  
GRANT THORNTON LLP

Theodora D. Karagiorgou  
KOUTALIDIS LAW FIRM

Nikos Daskalakis  
HELLENIC CONFEDERATION OF  
PROFESSIONALS, CRAFTSMEN AND  
MERCHANTS

Eleni Dikonimaki  
TEIRESIAS S.A. INTERBANKING  
INFORMATION SYSTEMS

Anastasia Dritsa  
KYRIAKIDES GEORGOPOULOS &  
DANIOLOS ISSAIAS LAW FIRM

Alkiviadis Feresidis  
MINISTRY OF JUSTICE

Efstathia Fetsi  
K | P LAW FIRM

Margarita Flierianou  
ECONOMOU INTERNATIONAL SHIPPING  
AGENCIES

Dionysia I. Gamvrakis  
SARANTITIS LAW FIRM

John Gavanozis  
J.G. TECH

Dionysios Gavounelis  
K | P LAW FIRM

Dimitra Georgaraki  
TAX EXPERTS

Chris Geroulanos  
MINISTRY OF DEVELOPMENT

Dimitris V. Hatzihristidis  
ELECTRICAL ENGINEER

Peter Kapasouris  
TEIRESIAS S.A. INTERBANKING  
INFORMATION SYSTEMS

Evangelos Karaindros  
EVANGELOS KARAINDROS LAW FIRM

Artemis Karathanassi  
PWC GREECE

Catherine M. Karatzas  
KARATZAS & PARTNERS

Constantine Karydis  
PWC GREECE

Rita Katsoula  
POTAMITISVEKRIS

Constantinos Klissouras  
K|P LAW FIRM

Ioanna Kombou  
ELIAS PARASKEVAS ATTORNEYS 1933

Zacharoula Konstantinidi  
PWC GREECE

Nikolaos Konstantinidis  
BDO

Panos Koromantzou  
BAHAS, GRAMATIDIS & PARTNERS

Olga Koromilia  
PWC GREECE

Dimitris Kyparissis  
TT HELENIC POSTBANK

Tom Kyriakopoulos  
KELEMENIS & CO.

Thomas Lamnidis  
KLC LAW FIRM

Vassiliki G. Lazarakou  
ZEPOS & YANNOPOULOS LAW FIRM,  
MEMBER OF LEX MUNDI

Konstantinos Logaras  
ZEPOS & YANNOPOULOS LAW FIRM,  
MEMBER OF LEX MUNDI

Christos Makris

Panagiotis Manalopoulos  
MILITZER & MÜNCH

Antonis Mantonanakis  
PANMONOTIKI PROSTASIA

Smaro V. Markou  
ALPHA BANK

Evangelia Martinovits  
IKRP ROKAS & PARTNERS

Emmanuel Mastromanolis  
ZEPOS & YANNOPOULOS LAW FIRM,  
MEMBER OF LEX MUNDI

John Mazarakos  
ELIAS PARASKEVAS ATTORNEYS 1933

Alexandros N. Metaxas  
SARANTITIS LAW FIRM

Mike Michopoulos  
TECH KM S.A.

Theodora G. Monochartzis  
SARANTITIS LAW FIRM

Athena Moraiti  
ATHENA MORAITI LAW OFFICE

Efi Moucha  
MILITZER & MÜNCH

Konstantinos Nanopoulos  
TAXEXPERTS

Anthony Narlis  
CALBERSON SA

Kyriakos Oikonomou  
MINISTRY OF JUSTICE

Panayis Panagiotopoulos  
KREMYDAS-DORIS & ASSOCIATES  
LAW FIRM

Elena Papachristou  
ZEPOS & YANNOPOULOS LAW FIRM,  
MEMBER OF LEX MUNDI

Konstantinos Papadiamantis  
POTAMITISVEKRIS

Alexios Papastavrou  
POTAMITISVEKRIS

Dimitris E. Paraskevas  
ELIAS PARASKEVAS ATTORNEYS 1933

Michalis Pattakos  
ZEPOS & YANNOPOULOS LAW FIRM,  
MEMBER OF LEX MUNDI

Spiros Piliou  
PHOENIX

Katerina Politi  
KYRIAKIDES GEORGIOPOULOS &  
DANILOUS ISSAIAS LAW FIRM

Stathis Potamitis  
POTAMITIS-VEKRIS

Ioanna Poulakou  
ZEPOS & YANNOPOULOS LAW FIRM,  
MEMBER OF LEX MUNDI

Constantine D. Poullos  
MINISTRY OF DEVELOPMENT

Vicky Psaltaki  
SARANTITIS LAW FIRM

Vicky Psaltis  
POTAMITISVEKRIS

Mary Psylla  
PWC GREECE

Terina Raptis  
SARANTITIS LAW FIRM

Vasiliki Salaka  
KARATZAS & PARTNERS

Despina D. Samara  
CALAVROS & PARTNERS

Harry Stamelos  
HARRY STAMELOS LAW OFFICE AND  
PARTNERS

Anastasia Stamou  
ATHENS EXCHANGE SA

Ioanna Stamou  
K|P LAW FIRM

Alexia Stratou  
KREMALIS LAW FIRM, MEMBER OF IUS  
LABORIS

Fotini Trigazi  
NOTARY

Antonios Tsvardaris  
IKRP ROKAS & PARTNERS

Elena Tsertsiganni

Chryssi Tsirogianni

Panagiota D. Tsitsa

Ioannis Vekris  
POTAMITISVEKRIS

Kalliopi Vlachopoulou  
KELEMENIS & CO.

Ioannis Xenopoulos  
BDO

Vicky Xourafa  
KYRIAKIDES GEORGIOPOULOS &  
DANILOUS ISSAIAS LAW FIRM

## GRENADA

LEWIS & RENWICK

W.R. Agostini  
AGOSTINI W.R. FCCA

James Bristol  
HENRY, HENRY & BRISTOL

Ruggles Ferguson  
CIBONEY CHAMBERS

Cyrus Griffith  
LABOUR DEPARTMENT

Annette Henry  
MINISTRY OF LEGAL AFFAIRS

Keith Hosten  
HOSTEN'S (ELECTRICAL SERVICES) LTD.

Winston Hosten  
HOSTEN'S (ELECTRICAL SERVICES) LTD.

Christopher Husband  
NATIONAL WATER AND SEWAGE  
AUTHORITY

Henry Joseph  
PKF INTERNATIONAL

Psyche Julien  
ST. LOUIS SERVICE

Dickon Mitchell  
GRANT JOSEPH & CO., MEMBER OF  
LEX MUNDI

Niel Noel  
HENRY HUDSON - PHILLIPS & CO.

Valentino Sawney  
TRADSHIP INTERNATIONAL

David R. Sinclair  
SINCLAIR ENTERPRISES LIMITED

Lisa Telesford  
SUPREME COURT REGISTRY

Shireen Wilkinson  
WILKINSON, WILKINSON & WILKINSON

Daniella Williams Mitchell  
DANNY WILLIAMS & CO.

Selwyn Woodroffe  
CONSULTING ENGINEERS PARTNERSHIP  
LTD.

## GUATEMALA

A.D. SOSA & SOTO

Rodolfo Alegría Toruno  
CARRILLO & ASOCIADOS

Rafael Alvarado-Riedel  
CONSORTIUM-RODRÍGUEZ, ARCHILA,  
CASTELLANOS, SOLARES & AGUILAR,  
S.C.

Pedro Aragón  
ARAGÓN & ARAGÓN

Mario R. Archila Cruz  
CONSORTIUM-RODRÍGUEZ, ARCHILA,  
CASTELLANOS, SOLARES & AGUILAR,  
S.C.

Oscar Arriaga  
COMISIÓN NACIONAL DE ENERGÍA  
ELÉCTRICA

Elías Arriaza  
CONSORTIUM-RODRÍGUEZ, ARCHILA,  
CASTELLANOS, SOLARES & AGUILAR,  
S.C.

Ruby María Asturias Castillo  
ACZALAW

María de los Angeles Barillas  
Buchhalter  
SARAVIA & MUÑOZ

Amaury Barrera  
CITY HALL OF GUATEMALA CITY

Jorge Rolando Barrios  
BONILLA, MONTANO, TORIELLO &  
BARRIOS

Alejandra Bermúdez  
CONSORTIUM-RODRÍGUEZ, ARCHILA,  
CASTELLANOS, SOLARES & AGUILAR,  
S.C.

María del Pilar Bonilla  
BONILLA, MONTANO, TORIELLO &  
BARRIOS

Guillermo Bonillo  
BONILLA, MONTANO, TORIELLO &  
BARRIOS

Jean Paul Brichaux  
ASOCIACIÓN DE EXPORTADORES DE  
CAFÉ (ADEC)

Mario Adolfo Búcaro Flores  
DÍAZ-DURÁN & ASOCIADOS CENTRAL  
LAW

Rodrigo Callejas Aquino  
CARRILLO & ASOCIADOS

José Alfredo Cándido Durón  
SUPERINTENDENCIA DE BANCOS

Juan Pablo Carrasco de Grote  
DÍAZ-DURÁN & ASOCIADOS CENTRAL  
LAW

Ana Gisela Castillo Aparicio  
SARAVIA & MUÑOZ

Juan Carlos Castillo Chacón  
AGUILAR CASTILLO LOVE

Luis Pedro Cazali Leal  
PALACIOS & ASOCIADOS

Fanny de Estrada  
ASOCIACIÓN GUATEMALTECA DE  
EXPORTADORES

Gerardo Alberto de León  
FEDECOAGUA

Anabella de León Ruíz  
REGISTRO GENERAL DE LA PROPIEDAD  
DE GUATEMALA

Karla de Mata  
CPS LOGISTICS

Juan Manuel Díaz Duran  
Mendez  
DÍAZ-DURÁN & ASOCIADOS CENTRAL  
LAW

Edwin Leonel Diéguez Alvarado  
REGISTRO GENERAL DE LA PROPIEDAD  
DE GUATEMALA

Ana Sofia Escriba Barnoya  
CONSORTIUM-RODRÍGUEZ, ARCHILA,  
CASTELLANOS, SOLARES & AGUILAR,  
S.C.

Hugo Daniel Figueroa Estrada  
SUPERINTENDENCIA DE BANCOS

Héctor Flores  
CITY HALL OF GUATEMALA CITY

Lorena Isabel Flores Estrada  
DÍAZ-DURÁN & ASOCIADOS CENTRAL  
LAW

Rodolfo Fuentes  
PROTECTORA DE CRÉDITO COMERCIAL

Paola Galich  
MAYORA & MAYORA S.C.

Rafael Garavito  
BUFETE GARAVITO

Wendy Janeth García Miranda  
RUSSELL BEDFORD GUATEMALA  
/ GARCÍA SIERRA Y ASOCIADOS,  
S.C. - MEMBER OF RUSSELL BEDFORD  
INTERNATIONAL

Ileana Liset González Bolaños  
SARAVIA & MUÑOZ

Erick Gordillo  
CITY HALL OF GUATEMALA CITY

Miguel Angel Gualim  
CITY HALL OF GUATEMALA CITY

Andrés Hernández  
CARRILLO & ASOCIADOS

Carlos Guillermo Herrera  
REGISTRO GENERAL DE LA PROPIEDAD  
DE GUATEMALA

Raúl Stuardo Juárez Leal  
SUPERINTENDENCIA DE BANCOS

Christian Lanuza  
DÍAZ-DURÁN & ASOCIADOS CENTRAL  
LAW

Nils Leporowski  
ASOCIACIÓN NACIONAL DEL CAFÉ

María Isabel Luján Zilbermann  
QUINONES, IBARGÜEN, LUJÁN &  
MATA S.C.

Victor Manuel Mancilla Castro  
SUPERINTENDENCIA DE BANCOS

Marco Antonio Martinez  
CPS LOGISTICS

Estuardo Mata Palmieri  
QUINONES, IBARGÜEN, LUJÁN &  
MATA S.C.

Eduardo Mayora Alvarado  
MAYORA & MAYORA S.C.

Edgar Mendoza  
PWC GUATEMALA

Gonzalo Menendez Gonzalez  
LEXINCORP

Christian Michelangeli  
CARRILLO & ASOCIADOS

Guillermo Montano  
TRANSACTEL (BARBADOS) INC.

Edvin Montoya  
LEXINCORP

Anajoyce Oliva  
CITY HALL OF GUATEMALA CITY

Marco Palacios  
BARDELI & PALACIOS

Marco Antonio Palacios  
PALACIOS & ASOCIADOS

Maria Jose Pepio Pensabene  
CÁMARA GUATEMALTECA DE LA  
CONSTRUCCIÓN

Rita Pérez  
ARAGÓN & ARAGÓN

Francisco Pilona  
CITY HALL OF GUATEMALA CITY

Melida Pineda  
CARRILLO & ASOCIADOS

Evelyn Rebuli  
QUINONES, IBARGÜEN, LUJÁN &  
MATA S.C.

Marco Tulio Reyna  
CÁMARA GUATEMALTECA DE LA  
CONSTRUCCIÓN

Alfredo Rodríguez Mahuad  
CONSORTIUM-RODRÍGUEZ, ARCHILA,  
CASTELLANOS, SOLARES & AGUILAR,  
S.C.

Rodrigo Salguero  
PWC GUATEMALA

Salvador A. Saravia Castillo  
SARAVIA & MUÑOZ

Salvador Augusto Saravia  
Mendoza  
SARAVIA & MUÑOZ

Klamcy Solorzano  
CITY HALL OF GUATEMALA CITY

José Augusto Toledo Cruz  
ARIAS & MUÑOZ

Arelis Torres de Alfaro  
SUPERINTENDENCIA DE BANCOS

Elmer Vargas  
ACZALAW

María del Rosario Yaquian  
QUINONES, IBARGÜEN, LUJÁN &  
MATA S.C.

## GUINEA

CABINET JOHN W. FHOOKS & CO.

Camara Aly Badara

Aminatou Bah  
TRANSCO SA & AQUA MARINE SA

Thierno Amadou Tidiane Bah

Aminata Bah Tall  
TRANSCO SA & AQUA MARINE SA

Mouhamed Lamine Bayo  
APIP

Lousseny Cisse  
TRANSCO SA & AQUA MARINE SA

John Delahaye  
SOCOPAO - SDV

Ahmadou Diallo  
CHAMBRE DES NOTAIRES

Djenabou Diallo  
TRANSCO SA & AQUA MARINE SA

Mohamed Kadialiou Diallo  
ÉLECTRICITÉ DE GUINÉE

El Hajj Barry Djoudja  
AICHFEET

Adama Skel Fofana

Soukeina Fofana  
BANQUE CENTRALE DE GUINÉE  
(BCRG)



Joachim Gbilimou  
Yannick Gui  
ANY RAY PARTNERS  
Abdel Aziz Kaba  
TRANSCO SA & AQUA MARINE SA  
Lansana Kaba  
CARIG  
Mbalou Keita  
TRIBUNAL DE PREMIÈRE INSTANCE DE  
KALOUIM  
Mariama Ciré Keita Diallo  
TRANSCO SA & AQUA MARINE SA  
Nounké Kourouma  
ADMINISTRATION ET CONTRÔLE DES  
GRANDS PROJETS  
Avit Kpoghomou  
NIMBA CONSEIL SARL  
Fofana Naby Moussa  
BANQUE CENTRALE DE GUINÉE  
(BCRG)  
Guy Piam  
TRANSCO SA & AQUA MARINE SA  
Raffi Raja  
CABINET KOÛMY  
Amadou Salif Kébé  
CABINET AVOCAT SALIF KÉBÉ  
Lansana Salif Soumah  
Abdourahmane Tounkara  
GUINÉE CONSULTING  
Aboubacar Salimatou Toure  
NTM AREEBA GUINÉE S.A.  
Fatoumata Yari Soumah  
Yansane  
OFFICE NOTARIAL

**GUINEA-BISSAU**

ELECTRICIDADE E AGUAS DA  
GUINE-BISSAU  
Ahmadou Al Aminou Lo  
BCEAO  
José Alves Té  
MINISTÉRIO DA JUSTIÇA  
Humiliano Alves Cardoso  
GABINETE ADVOCACIA  
Adelaide Mesa D'Almeida  
JURISCONTA SRL  
Djamila Mary Pereira Gomes  
ARQUITECTONICA LDA  
Emilfreda M. de Oliveira  
ECOBANK  
Miguel Mango  
AUDI - CONTA LDA  
Vitor Marques da Cruz  
MC&A - SOCIEDADE DE ADVOGADOS,  
RL  
Francisco Mendes  
MINISTRY OF FOREIGN AFFAIRS  
Teresa Pala Schwalbach  
MC&A - SOCIEDADE DE ADVOGADOS,  
RL  
Eduardo Pimentel  
CENTRO DE FORMALIZAÇÃO DE  
EMPRESAS  
Sydney Pinto  
DP-ACU  
Fernando Tavares  
TRANSMAR SERVICES  
Djunco Suleiman Ture  
MUNICIPALITY OF BISSAU  
Carlos Vamain  
GOMES & VAMAIN ASSOCIADOS  
Emmanuel Yehouessi  
BCEAO

**GUYANA**

Marcel Bobb  
FRASER, HOUSTY & YEARWOOD  
ATTORNEYS-AT-LAW  
Ashton Chase  
LAW OFFICE OF ASHTON CHASE  
ASSOCIATES  
Desmond Correia  
CORREIA & CORREIA LTD.  
Lucia Desir-John  
D & J SHIPPING SERVICES  
Marlon Gonsalves  
RODRIGUES ARCHITECTS LTD.  
Orin Hinds  
ORIN HINDS & ASSOCIATES ARCH. LTD.  
Teni Housty  
FRASER, HOUSTY & YEARWOOD  
ATTORNEYS-AT-LAW  
Rexford Jackson  
SINGH, DOODNAUTH LAW FIRM  
Kashir Khan  
Rakesh Latchana  
RAM & McRAE CHARTERED  
ACCOUNTANTS  
Alexis Monize  
GUYANA OFFICE FOR INVESTMENT  
Enrique Monize  
LAND REGISTRY  
Manzoor Nadir  
DIGICOM  
R.N. Poonai  
POONAI & POONAI  
Christopher Ram  
RAM & McRAE CHARTERED  
ACCOUNTANTS  
Vishwamint Ramnarine  
PFK BARCELLOS, NARINE & Co.  
Albert Rodrigues  
RODRIGUES ARCHITECTS LTD.  
Shantel Scott  
FRASER, HOUSTY & YEARWOOD  
ATTORNEYS-AT-LAW  
Shaundell Stephenson  
OFFICE OF THE PRIME MINISTER  
Gidel Thomside  
NATIONAL SHIPPING CORPORATION LTD.  
Josephine Whitehead  
CAMERON & SHEPHERD  
Troy Williams  
RAM & McRAE CHARTERED  
ACCOUNTANTS  
Roger Yearwood  
BRITTON, HAMILTON & ADAMS

**HAITI**

MÉROVÉ-PIERRE - CABINET  
D'EXPERTS-COMPTABLES  
Jean Baptiste Brown  
BROWN LEGAL GROUP  
Martin Camille Cangé  
ELECTRICITÉ D'HAÏTI  
Monique César Guillaume  
PAGS - CABINET D'EXPERTS  
COMPATIBLES  
Djacaman Charles  
CABINET GASSANT  
Robinson Charles  
BANQUE DE LA RÉPUBLIQUE D'HAÏTI  
Inelor Dorval  
Lucien Fresnel  
CABINET GASSANT  
Enerlio Gassant  
CABINET GASSANT  
Giordani Gilbert Emile  
ÉTUDE BRISSON CASSAGNOL

Marc Hebert Ignace  
BANQUE DE LA RÉPUBLIQUE D'HAÏTI  
Raphaël Izmerly  
GBS GENERAL BUILDING SYSTEMS  
Luciner Joseph  
MAIRIE DE PETIONVILLE  
Robert Laforest  
CABINET LAFOREST  
Camille Leblanc  
CABINET LEBLANC & ASSOCIÉS  
Ludwig Leblanc  
CABINET LEBLANC & ASSOCIÉS  
Wilhelm E. Lemke Jr.  
ENMARCOLDA (D'ADESKY)  
Roberson Louis  
CABINET GASSANT  
Kathia Magloire  
CABINET GASSANT  
Joseph Paillant  
BUCOFISC  
Micosky Pompilus  
CABINET D'AVOCATS CHALMERS  
Leon Saint -Louis  
AVOCAT  
Margarette Sanon  
BANQUE DE LA RÉPUBLIQUE D'HAÏTI  
Michel Succar  
SUCCAR AND ASSOCIATES  
Salim Succar  
CABINET LISSADE  
Antoine Turnier  
FIRME TURNIER - COMPTABLE  
PROFESSIONNELS AGRÉÉS CONSEILS DE  
DIRECTION

**HONDURAS**

CNBS - COMISION NACIONAL DE  
BANCOS Y SEGUROS  
EMPRESA NACIONAL DE ENERGIA  
ELÉCTRICA  
José Antonio Abate  
ABAS CONSULTORES  
Juan José Alcerro Milla  
AGUILAR CASTILLO LOVE  
Jose Miguel Alvarez  
CONSORTIUM CENTRO AMÉRICA  
ABOGADOS  
José Simón Azcona  
INMOBILIARIA ALIANZA SA  
Adrián Burgos  
CONSORTIUM CENTRO AMÉRICA  
ABOGADOS  
César Augusto Cabrera Zapata  
TRANSUNION  
Fredy Castillo  
GARCÍA & BODÁN  
Jaime Alberto Colindres Rosales  
DYCELES S DE R.L.  
Graciela Cruz  
GARCÍA & BODÁN  
Victor Manuel Cuadra Burlero  
CONSTRUCTORA URBE  
Gilda Espinal Veliz  
ASJ - ASOCIACION PARA UNA  
SOCIEDAD MAS JUSTA  
Oscar Armando Girón  
ASOCIACIÓN HONDUREÑA DE  
COMPAÑÍAS Y REPRESENTANTES  
NAVIEROS (AHCORENA)  
Jessica Handal  
ARIAS & MUÑOZ  
Juan Diego Lacayo González  
AGUILAR CASTILLO LOVE  
Evangelina Lardizábal  
ARIAS & MUÑOZ

Guadalupe Martinez Casas  
CENTRAL LAW MEDINA, ROSENTHAL &  
ASOCIADOS  
Claribel Medina  
CENTRAL LAW MEDINA, ROSENTHAL &  
ASOCIADOS  
Jesús Humberto Medina-Alva  
CENTRAL LAW MEDINA, ROSENTHAL &  
ASOCIADOS  
Juan Carlos Mejía Cotto  
INSTITUTO DE LA PROPIEDAD  
Iván Alfredo Vigil Molina  
ABOGADO  
Ricardo Montes Belot  
ARIAS & MUÑOZ  
Ramón E. Morales  
PWC HONDURAS  
Vanessa Ouelí  
GARCÍA & BODÁN  
Danna Paredes  
PWC HONDURAS  
José Ramón Paz  
CONSORTIUM CENTRO AMÉRICA  
ABOGADOS  
Marco Ponce  
CENTRAL LAW MEDINA, ROSENTHAL &  
ASOCIADOS  
Milton Rivera  
PWC HONDURAS  
José Rafael Rivera Ferrari  
CONSORTIUM CENTRO AMÉRICA  
ABOGADOS  
Enrique Rodriguez Burchard  
AGUILAR CASTILLO LOVE  
Fanny Rodriguez del Cid  
ARIAS & MUÑOZ  
René Serrano  
ARIAS & MUÑOZ  
Gricelda Urquía  
TRANSUNION  
Armando Urtecho López  
COHEP (CONSEJO HONDUREÑO DE LA  
EMPRESA PRIVADA)  
Roberto Manuel Zacarías  
Urrutia  
ZACARIAS & ASOCIADOS  
Mario Rubén Zelaya  
ENERGÍA INTEGRAL S. DE R.L. DE C.V.  
Carlos Zuniga  
IRIAS & ASOCIADOS - CORRESPONDENT  
OF RUSSELL BEDFORD INTERNATIONAL

**HONG KONG SAR, CHINA**

ALLEN & OVERY  
GUANGDONG AND HONG KONG FEEDER  
ASSOCIATION LTD.  
Duncan Abate  
MAYER BROWN JSM  
Albert P.C. Chan  
THE HONG KONG POLYTECHNIC  
UNIVERSITY  
Kenneth Chan  
HONG KONG ECONOMIC & TRADE  
OFFICE  
Nicholas Chan  
SQUIRE SANDERS  
Rico Chan  
BAKER & MCKENZIE  
Wendy O. Chan  
FAIRBAIRN CATLEY LOW & KONG  
Vashi Chandiramani  
EXCELLENCE INTERNATIONAL  
Beverly Cheung  
MAYER BROWN JSM  
Winnie Cheung  
THE LAND REGISTRY OF HONG KONG  
Michael Chiang  
MCAA LTD.  
Stephanie Chiu  
MAYER BROWN JSM  
Robert Chu  
ECONOMIC ANALYSIS AND BUSINESS  
FACILITATION UNIT  
Tony Chu  
VICTON REGISTRATIONS LTD.  
Jimmy Chung  
JAMES NGAI & PARTNERS CPA LIMITED  
- MEMBER OF RUSSELL BEDFORD  
INTERNATIONAL  
Vicky Chung  
GILT CHAMBERS  
Joshua Cole  
MALLESONS STEPHEN JACQUES  
Keith Man Kei Ho  
WILKINSON & GRIST  
Vivian Ho  
BAKER & MCKENZIE  
Basil Hwang  
DECHERT  
Salina Ko  
APL  
Peter Kwon  
ASHURST LLP  
Billy Lam  
MAYER BROWN JSM  
Christie Lam  
HONG KONG FINANCIAL SECRETARY  
Cindy Lam  
THE LAND REGISTRY OF HONG KONG  
Lauren Lau  
KLC KENNIC LUI & Co  
Candas Lee  
EDMUND W. H. CHOW & Co  
Juliana Lee  
MAYER BROWN JSM  
Alice Leung  
CUSTOMS AND EXCISE DEPARTMENT  
Dennis Li  
SIMON REID-KAY & ASSOCIATES  
Tommy Li  
EDMUND W. H. CHOW & Co  
Kennic L H Lui  
KLC KENNIC LUI & Co  
Psyche S.F. Luk  
FAIRBAIRN CATLEY LOW & KONG  
Louise Ng  
SQUIRE SANDERS  
Kok Leong Ngan  
CLP Power Hong Kong LIMITED  
Kenneth Poon  
THE LAND REGISTRY OF HONG KONG  
Martinal Quan  
METROPRO ASSOCIATES LIMITED  
Yash A. Rana  
GOODWIN PROCTER LLP  
Kim Rooney  
GILT CHAMBERS  
Matthias Schemuth  
ASHURST LLP  
Eric Tang  
ASIA BUSINESS SERVICE LIMITED  
Hong Tran  
MAYER BROWN JSM  
Anita Tsang  
PWC HONG KONG  
Derek Tsang  
MAYER BROWN JSM  
Laurence Tsong  
TRANSUNION HONG KONG

Paul Tsui  
HONG KONG ASSOCIATION OF FREIGHT  
FORWARDING & LOGISTICS LTD.  
(HAFFA)

Leung Wan  
INLAND REVENUE DEPARTMENT,  
HKSAR

Yeeling Wan  
STEPHENSON HARWOOD

Christopher Whiteley  
ASHURST LLP

Agnes Wong  
COMPANIES REGISTRY, HKSAR

Bill Wong  
HONG KONG ECONOMIC & TRADE  
OFFICE

Chester Wong  
MAYER BROWN JSM

Fergus Wong  
PwC HONG KONG

Patrick Wong  
MAYER BROWN JSM

Winston Yau  
ORIENTAL BUSINESS SERVICES LIMITED

Ricky Yiu  
BAKER & MCKENZIE

Hai Yong  
BAKER & MCKENZIE

Peter Yu  
PwC HONG KONG

Frank Yuen  
KLC KENNIC LUI & CO

#### HUNGARY

CARGO-PARTNER

JONES LANG LASALLE

Mark Balastyai  
FUTUREAL GROUP

Diana Balazs  
PwC HUNGARY

Péter Bárdos  
LAW FIRM DR. PÉTER AND RITA  
BÁRDOS

Marianna Bártfai  
BDO HUNGARY

Sándor Békési  
PARTOS & NOBLET HOGAN LOVELLS

Péter Berethalmi  
NAGY ÉS TRÓCSÁNYI LAW OFFICE,  
MEMBER OF LEX MUNDI

Hedi Bozsonyik  
SZECSKAY ATTORNEYS AT LAW

Beata Bujnóczki  
RETI, ANTALL AND PARTNERS LAW FIRM

Zsuzsanna Cseri  
CSERI & PARTNERS LAW FIRM

Gábor Dohány  
PARTOS & NOBLET HOGAN LOVELLS

Gabriella Erdos  
PwC HUNGARY

Tamás Esze  
BPV | JÁDI NÉMETH ATTORNEYS  
AT LAW

Agnes Fábry  
PRK PARTNERS / FÁBRY LAW OFFICE

György Fehér  
PRK PARTNERS / FÁBRY LAW OFFICE

Hajnalka Fekő  
BPV | JÁDI NÉMETH ATTORNEYS  
AT LAW

Éva Fülöp  
BPV | JÁDI NÉMETH ATTORNEYS  
AT LAW

Gyula Gábrriel  
BOGSCH & PARTNERS

Ernö Garamvölgyi  
BUDAPEST IX DISTRICT MUNICIPALITY

Éva Gargya  
NAGY ÉS TRÓCSÁNYI LAW OFFICE,  
MEMBER OF LEX MUNDI

Anna Gáspár  
BUILD-ECON LTD.

Csaba Attila Hajdu  
BNT SZABÓ TOM BURMEISTER ÜGYVÉDI  
IRODA

Tamas Halmos  
PARTOS & NOBLET HOGAN LOVELLS

Dóra Horváth  
RETI, ANTALL AND PARTNERS LAW FIRM

István Illés  
RETI, ANTALL AND PARTNERS LAW FIRM

Norbert Izer  
PwC HUNGARY

Andrea Jádi Németh  
BPV | JÁDI NÉMETH ATTORNEYS  
AT LAW

Dorottya Kovacsics  
PARTOS & NOBLET HOGAN LOVELLS

Petra Lencs  
CSERI & PARTNERS LAW FIRM

László Mohai  
MOHAI LAW OFFICE

András Multas  
PARTOS & NOBLET HOGAN LOVELLS

Robert Nagy  
BISZ CENTRAL CREDIT INFORMATION  
(PLC)

Sándor Németh  
SZECSKAY ATTORNEYS AT LAW

Christopher Noblet  
PARTOS & NOBLET HOGAN LOVELLS

István Sándor  
KELEMEN, MESZAROS, SANDOR &  
PARTNERS

Tamas Sotet  
INTERNATIONAL LOGISTIC GATEWAY

Krisztina Stachó  
BPV | JÁDI NÉMETH ATTORNEYS  
AT LAW

Gergely Szabó  
RETI, ANTALL AND PARTNERS LAW FIRM

Tibor Szabó  
RETI, ANTALL AND PARTNERS LAW FIRM

Ágnes Szent-Ivány  
SÁNDOR SZEGEDI SZENT-IVÁNY  
KOMÁROMI EVERSHEDS

Viktória Szilágyi  
NAGY ÉS TRÓCSÁNYI LAW OFFICE,  
MEMBER OF LEX MUNDI

Angéla Szőke  
BDO HUNGARY

Adrienn Tar  
SZECSKAY ATTORNEYS AT LAW

Ágnes Tigelmann  
BPV | JÁDI NÉMETH ATTORNEYS  
AT LAW

Ádám Tóth  
DR. TÓTH ÁDÁM KÖZIEGYŐZŐ IRODA

Gábor Varga  
BISZ CENTRAL CREDIT INFORMATION  
(PLC)

Réka Vizi-Magyarosi  
BNT SZABÓ TOM BURMEISTER ÜGYVÉDI  
IRODA

Blanka Zombori  
PwC HUNGARY

Antónia Zsigmond  
BPV | JÁDI NÉMETH ATTORNEYS  
AT LAW

#### ICELAND

PwC ICELAND

REYKJAVIK MUNICIPAL BUILDING  
CONTROL OFFICE

Karen Bragadóttir  
TOLLSTJÓRI - DIRECTORATE OF CUSTOMS

Eymundur Einarsson  
ENDURSKOÐUN OG RÁÐGJÖF  
EHF - MEMBER OF RUSSELL BEDFORD  
INTERNATIONAL

Ólafur Eiríksson  
LOGOS, MEMBER OF LEX MUNDI

Skuli Th. Fjeldsted  
FJELDSTED, BLÖNDAL & FJELDSTED

Benedikt Geirsson  
ISTAK

Erlendur Gíslason  
LOGOS, MEMBER OF LEX MUNDI

Guðrún Guðmundsdóttir  
JÓNAR TRANSPORT

Reynir Haraldsson  
JÓNAR TRANSPORT

Hörður Davíð Harðarson  
TOLLSTJÓRI - DIRECTORATE OF CUSTOMS

Margrét Hauksdóttir  
REGISTERS ICELAND

Stefan Ingimarsson  
FULLTINGI LEGAL SERVICES

Sigrun Helga Johannsdóttir  
FULLTINGI LEGAL SERVICES

Erlingur E. Jónasson  
ISTAK

Hróbjartur Jónatansson  
JÓNATANSSON & CO. LEGAL SERVICES

Jóhanna Áskels Jónsdóttir  
PRICEWATERHOUSECOOPERS LEGAL EHF

Thora Jónsdóttir  
JURIS LAW OFFICE

Jóhann Magnús Jóhannsson  
LOGOS, MEMBER OF LEX MUNDI

Benedetto Nardini  
BBA LEGAL

Dagbjört Oddsdóttir  
BBA LEGAL

Kristján Pálsson  
JÓNAR TRANSPORT

Ásgeir Á. Ragnarsson  
BBA LEGAL

Eyvindur Sólnes  
CATO LÖGMENN

Jóhannes Stephensen  
CREDITINFO ICELAND

Gunnar Sturluson  
LOGOS, MEMBER OF LEX MUNDI

Rúnar Svavar Svavarsson  
ORKVEIÐA REYKJAVÍKUR,  
DISTRIBUTION-ELECTRICAL SYSTEM

Stefán A. Sveinsson  
JURIS LAW OFFICE

Steinþór Þorsteinsson  
TOLLSTJÓRI - DIRECTORATE OF CUSTOMS

INDIA

Jolly Abraham  
DESAI & DIWANJI

Mahima Ahluwalia  
TRILEGAL

Lzafeer Ahmad  
TRILEGAL

Fraser Alexander  
JURIS CORP

P. V. Balasubramaniam  
BFS LEGAL

Ashish Banga  
JURIS CORP

Sumant Batra  
KESAR DASS B & ASSOCIATES

Neeraj Bhagat  
NEERAJ BHAGAT & CO.

M.L. Bhakta  
KANGA & CO.

Pradeep Bhandari  
PROTEAM CONSULTING PRIVATE LIMITED

Sushil Bhasin  
BHASIN INTERNATIONAL

Saurav Bhattacharya  
PwC INDIA

Rewati Bobde  
JURIS CORP

Nidhi Bothra  
VINOD KOTHARI & CO., COMPANY  
SECRETARIES

Leena Chacko  
AMARCHAND & MANGALDAS &  
SURESH A. SHROFF & CO.

Rajarshi Chakrabarti  
KOCHHAR & CO.

Harshala Chandorkar  
CREDIT INFORMATION BUREAU LTD.

Prashant Chauhan  
ADVOCATE

Daizy Chawla  
SINGH & ASSOCIATES, ADVOCATES AND  
SOLICITORS

Manjula Chawla  
PHOENIX LEGAL

Arzineh Chinoy  
DESAI & DIWANJI

Harish Chugh  
PARAM OVERSEAS

Sachin Chugh  
SINGHI CHUGH & KUMAR, CHARTERED  
ACCOUNTANTS

Ketan Dalal  
PwC INDIA

Vishwang Desai  
DESAI & DIWANJI

Devendra Deshmukh  
KHAITAN & CO.

Monika Deshmukh  
DESAI & DIWANJI

Prashant Dharja  
ANANT INDUSTRIES

Farida Dholkawala  
DESAI & DIWANJI

Ashwin Didwania  
NEW GLOBE LOGISTIC PVT. LTD.

Thambi Durai  
T. DURAI & CO.

Ferdinand Duraimanickam  
BFS LEGAL

Ritika Ganju  
PHOENIX LEGAL

Rahul Garg  
PwC INDIA

Tavishi Garg  
MAJUMDAR & CO.

Sameer Guha  
TRILEGAL

Trupti Guha  
KOCHHAR & CO.

Atul Gupta  
TRILEGAL

Ruchira Gupta  
THE JURIS SOCIUS

Akil Hirani  
MAJUMDAR & CO.

Ashok Jain  
RUNTAI INDUSTRY CO. LTD.

Yogesh Jare  
SUHASINI IMPEX

H. Jayesh  
JURIS CORP

Dharmendra Johari  
STONEX INC.

Rajat Joneja  
KNM & PARTNERS, LAW OFFICES

Sumeet Kachwaha  
KESTENBERG RABINOWICZ PARTNERS  
LLP - MEMBER OF RUSSELL BEDFORD  
INTERNATIONAL

Rupen Kanawala  
JURIS CORP

Megha Kapoor  
SINGH & ASSOCIATES, ADVOCATES AND  
SOLICITORS

Jayesh Karandikar  
KOCHHAR & CO.

Rajas Kasbekar  
LITTLE & CO.

Kripi Kathuria  
PHOENIX LEGAL

Charandeep Kaur  
TRILEGAL

Paramjeet Kaur  
PARAM OVERSEAS

Mitalee Kaushal

Shahriar Khan  
CROWN AGENTS LTD.

Ravinder Komaragiri  
THE TATA POWER COMPANY LIMITED

Anuraag Kothari  
TRILEGAL

Vinod Kothari  
VINOD KOTHARI & CO., COMPANY  
SECRETARIES

Harsh Kumar  
SINGHI CHUGH & KUMAR, CHARTERED  
ACCOUNTANTS

Mukesh Kumar  
KNM & PARTNERS, LAW OFFICES

Vikram Kumar  
SUPPLY SOURCE INDIA

Dilip Kumar Niranjan  
SINGH & ASSOCIATES, ADVOCATES AND  
SOLICITORS

Manoj Kumar Singh  
SINGH & ASSOCIATES, ADVOCATES AND  
SOLICITORS

Vijay Kumar Singh  
SINGH & ASSOCIATES, ADVOCATES AND  
SOLICITORS

Shreedhar Kunte  
SHARP AND TANNAN - MEMBER OF  
RUSSELL BEDFORD INTERNATIONAL

C.K.N. Kuppuraajha  
SHRI ABINAYA MERCANTILES PRIVATE  
LIMITED

Harjeet Lall  
AXON PARTNERS LLP

Nitesh Latwal  
CORPORATE PROFESSIONALS

Chandni Lochan  
TRILEGAL

Rajiv K. Luthra  
LUTHRA & LUTHRA

Sarika Malhotra  
PwC INDIA

Aditi Manchanda  
JURIS CORP

Som Mandal  
FOX MANDAL & CO.

Vipender Mann  
KNM & PARTNERS, LAW OFFICES

Vaishali Manubharwala  
DESAI & DIWANJI

Avadesh Marthur  
HARSH IMPEX

Atul Mehta  
MEHTA & MEHTA

Dara Mehta  
LITTLE & CO.

Dipti Mehta  
MEHTA & MEHTA

Jitesh Mehta  
SOURCE INDIA

Preeti G. Mehta  
KANGA & CO.

Vishal Mehta  
MEHTA & MEHTA

Dhiraj Mhetre  
DESAI & DIWANJI

Sharad Mishra  
NEO MULTIMEDIA

Saurabh Misra  
SAURABH MISRA & ASSOCIATES,  
ADVOCATES

Ananya Mitra  
JURIS CHAMBERS

Moiz Motiwala  
SHARP AND TANNAN - MEMBER OF  
RUSSELL BEDFORD INTERNATIONAL

Mustafa Motiwala  
JURIS CORP

Shyamal Mukherjee  
PwC INDIA

Sudip Mullick  
KHAITAN & CO.

Vaidehi Naik  
PHOENIX LEGAL

Puja Nalam  
BMR LEGAL

Gunita Pahwa  
SINGH & ASSOCIATES, ADVOCATES AND  
SOLICITORS

Dharmesh Panchal  
PwC INDIA

Madhav Pande

Janak Pandya  
NISHITH DESAI ASSOCIATES

Tejas R. Parekh  
NISHITH DESAI ASSOCIATES

Vijayta Parmar  
SINGH & ASSOCIATES, ADVOCATES AND  
SOLICITORS

Barasha Pathak  
JURIS CORP

Sanjay Patil  
BDH INDUSTRIES LIMITED

Dhruv Paul  
TRILEGAL

Bhadrinath Madhusudan Pogul  
KALKI INTERNATIONAL

Madhavi Pogul  
KALKI INTERNATIONAL

Madhusudan Venkatesh Pogul  
KALKI INTERNATIONAL

Nitin Potdar  
J. SAGAR ASSOCIATES, ADVOCATES &  
SOLICITORS

M. Prabhakaran  
CONSULTA JURIS

Ajay Raghavan  
TRILEGAL

Ravishankar Raghavan  
MAJUMDAR & CO.

Palaniandavan Ramasamy  
BFS LEGAL

Ashok Ramgir  
HARSH IMPEX

Harsh Ramgir  
HARSH IMPEX

Dipak Rao  
SINGHANIA & PARTNERS LLP  
SOLICITORS & ADVOCATES

Abhishek A. Rastogi  
PwC INDIA

Richie Sancheti  
NISHITH DESAI ASSOCIATES

Ramani Seshadri

Brinda Shah  
MEHTA & MEHTA

Manav Shah  
KOCHHAR & CO.

Sonali Sharma  
JURIS CORP

S.D. Sharma  
PARAM OVERSEAS

Varnika Sharma  
JURIS CORP

K.M. Aasim Shehzad  
BFS LEGAL

Shivanand Shenoy  
SIDDHI FOAMS

Vikram Shroff  
NISHITH DESAI ASSOCIATES

Ravinder Pal Singh  
INTERNATIONAL SURGICAL INDS.

Mukesh Singhal  
KNM & PARTNERS, LAW OFFICES

Ankit Singh  
CORPORATE PROFESSIONALS

Vinay Sirohia  
AXON PARTNERS LLP

Veena Sivaramakrishnan  
JURIS CORP

Harshita Srivastava  
NISHITH DESAI ASSOCIATES

P.N. Swaroop  
MODERN CARGO SERVICES PVT. LTD.

Anil Tanwar  
PARAM OVERSEAS

Rajesh Tayal  
KNM & PARTNERS, LAW OFFICES

Mahesh Thaker  
MJ Co., LTD.

Chetan Thakkar  
KANGA & CO.

Vishnu Thakkar  
PwC INDIA

Piyush Thareja  
NEERAJ BHAGAT & CO.

Kanishka Tyagi  
KESAR DASS B & ASSOCIATES

Rahul Tyagi  
FOX MANDAL & CO.

Navratan Uppal

Ajay Verma  
JURIS CHAMBERS

Hemant Vijay Pandya  
MEHTA & MEHTA

Rajat Vohra  
TRILEGAL

Saral Kumar Yadav  
SAADHAAR MARKETING PVT.LTD.

Pooja Yedukumar  
JURIS CORP

**INDONESIA**  
JAKARTA PROVINCE'S BUILDING  
SUPERVISION & ADMINISTRATION  
OFFICE

Adi Ariantara  
JAKARTA INVESTMENT AND PROMOTION  
BOARD

Hamud M. Balfas  
ALI BUDIARDJO, NUGROHO,  
REKSODIPUTRO, MEMBER OF LEX MUNDI

Fabian Buddy Pascoal  
HANAFIAH PONGGAWA & PARTNERS

Ita Budhi  
PwC INDONESIA

Prianto Budi  
PT PRATAMA INDOMITRA KONSULTAN  
- MEMBER OF RUSSELL BEDFORD  
INTERNATIONAL

Tony Budidjaja  
BUDIDIAJA & ASSOCIATES LAW OFFICES

Harri Budiman  
FRANS WINARTA & PARTNERS

Jimmy Charles  
PT HYPER MEGA SHIPPING

Juni Dani  
BUDIDIAJA & ASSOCIATES LAW OFFICES

Utari Dyah Kusuma  
BRIGITTA I. RAHAYOE & PARTNERS

Sani Eka Duta  
BANK INDONESIA

Donny Fadilah  
BAHAR & PARTNERS

Renita Girsang  
YAN APUL & REKAN

Widigdyta Sukma Gitaya  
WSG TAX ADVISOR

Ayik Gunadi  
ALI BUDIARDJO, NUGROHO,  
REKSODIPUTRO, MEMBER OF LEX MUNDI

Iqbal Hadromi  
HADROMI & PARTNERS

Debet Hardiansyah  
BUDIMAN AND PARTNERS

Jonathan Hariandja  
FRANS WINARTA & PARTNERS

Muhaimin Ibnu Hasan  
MAKARIM & TAIRA S.

Michael Hasian Giovanni  
BRIGITTA I. RAHAYOE & PARTNERS

Erwandi Hendarta  
HADIPUTRANTO, HADINOTO &  
PARTNERS

Firman Setia Herwanto  
INDONESIAN INSTITUTE OF ARCHITECTS

Mohammad Kamal Hidayat

Alexander Augustinus Hutaauruk  
HADIPUTRANTO, HADINOTO &  
PARTNERS

Brigitta Imam Rahayoe  
BRIGITTA I. RAHAYOE & PARTNERS

Robert Buana Jaya  
BUDIDIAJA & ASSOCIATES LAW OFFICES

Mirza Karim  
KARIMSYAH LAW FIRM

Galinar R. Kartakusuma  
MAKARIM & TAIRA S.

Herry N. Kurniawan  
ALI BUDIARDJO, NUGROHO,  
REKSODIPUTRO, MEMBER OF LEX MUNDI

Rudy Kusmanto  
MAKARIM & TAIRA S.

Winita E. Kusnandar  
KUSNANDAR & CO.

Arno F. Rizaldi Kwok  
KUSNANDAR & CO.

Edward N. Lontoh  
LONTOH & PARTNERS LAW OFFICE

Rudhy A. Lontoh  
LONTOH & PARTNERS LAW OFFICE

Noorfina Luthfiany  
BANK INDONESIA

Ferry P. Madian  
ALI BUDIARDJO, NUGROHO,  
REKSODIPUTRO, MEMBER OF LEX MUNDI

Ella Melany  
HANAFIAH PONGGAWA & PARTNERS

Karen Mills  
KARIMSYAH LAW FIRM

Nico Mooduto  
SOEWITO SUHARDIMAN EDDYMURTHY  
KARDONO

Norma Mutalib  
MAKARIM & TAIRA S.

Alexander Nainggolan  
HADROMI & PARTNERS

Suria Nataadmadja  
SURIJA NATAADMADJA & ASSOCIATES

Mia Noni Yuniar  
BRIGITTA I. RAHAYOE & PARTNERS

Meiske Panggabean  
BAHAR & PARTNERS

Ay Tjing Phan  
PwC INDONESIA

Denny Rahmansyah  
SOEWITO SUHARDIMAN EDDYMURTHY  
KARDONO

Sophia Rengganis  
PwC INDONESIA

Adrio Rivadi  
KUSNANDAR & CO.

Iryana W. Sadjarwo  
NOTARIS & PEJABOT PEMBUOT AKTIO  
TANOH

Gatot Sanyoto  
KUSNANDAR & CO.

Nur Asyura Anggini Sari  
BANK INDONESIA

Marinza Savanthy  
WIDYAWAN & PARTNERS

Natasha A. Sebayang  
SOEWITO SUHARDIMAN EDDYMURTHY  
KARDONO

Arie Setiawan  
PT SAHABAT UTAMA INDONESIA

Kevin Omar Sidharta  
ALI BUDIARDJO, NUGROHO,  
REKSODIPUTRO, MEMBER OF LEX MUNDI

Ricardo Simanjuntak  
RICARDO SIMANJUNTAK & PARTNERS

Terma Siregar  
JAKARTA INVESTMENT AND PROMOTION  
BOARD

Yukiko Lyla Usman Tambunan  
BANK INDONESIA

S.H. Anggra Syah Reza Tengku  
ALI BUDIARDJO NUGROHO, MEMBER OF  
LEX MUNDI REKSODIPUTRO

Christian Teo  
CHRISTIAN TEO & ASSOCIATES

Yuliana Tjhai  
BAHAR & PARTNERS

Hanum Ariana Tobing  
BUDIDIAJA & ASSOCIATES LAW OFFICES

Gatot Triprasetyo  
WIDYAWAN & PARTNERS

Runi Tusita  
PwC INDONESIA

Pudji Wahjuni Purbo  
MAKARIM & TAIRA S.

Ilham Wahyu  
ALI BUDIARDJO, NUGROHO,  
REKSODIPUTRO, MEMBER OF LEX MUNDI

Sony Panji Wicaksono  
BANK INDONESIA

Fransiska Ade Kurnia Widodo  
BUDIDIAJA & ASSOCIATES LAW OFFICES

Aditya Kesha Wijayanto  
WIDYAWAN & PARTNERS

Frans Winarta  
FRANS WINARTA & PARTNERS

**IRAN, ISLAMIC REP.**

Hamid Reza Adabi  
STATE ORGANIZATION FOR  
REGISTRATION OF DEEDS & PROPERTIES  
OF ISLAMIC REPUBLIC OF IRAN

Nazem Ahmadian Nasrabadi  
STATE ORGANIZATION FOR  
REGISTRATION OF DEEDS & PROPERTIES  
OF ISLAMIC REPUBLIC OF IRAN

Hamede Akhavan  
SECURITIES AND EXCHANGE  
ORGANIZATION OF IRAN

Gholam Ali Ashgari  
GREAT TEHRAN ELECTRICITY  
DISTRIBUTION COMPANY (GTEDC)

Hamid Berenjar  
OFFICE OF HAMID BERENJAR

Morteza Dezfoulian  
MORTEZA

Mahmoud Ebadi Tabrizi  
LAW OFFICES M. EBADI TABRIZI &  
ASSOCIATES ATTORNEYS AT LAW

Maryam Ebrahimi  
TEHRAN STOCK EXCHANGE (TSE)

Mona Ebrahimi  
IMIDRO

Mahmoud Eskandari  
IRAN TRADE PROMOTION  
ORGANIZATION

Shirzad Esлами  
OJE LAW OFFICE

Hossein Fahimi  
SECURITIES AND EXCHANGE  
ORGANIZATION OF IRAN

Zahra Farzalian  
STATE ORGANIZATION FOR  
REGISTRATION OF DEEDS & PROPERTIES  
OF ISLAMIC REPUBLIC OF IRAN

Hengameh Fazeli Daie Zangi  
STATE ORGANIZATION FOR  
REGISTRATION OF DEEDS & PROPERTIES  
OF ISLAMIC REPUBLIC OF IRAN

Nassim Jahanbani  
GREAT TEHRAN ELECTRICITY  
DISTRIBUTION COMPANY (GTEDC)

Mohammad Jalili  
IRAN CREDIT SCORING

Farid Kani  
ATIEH ASSOCIATES

Behnam Khatami  
ATIEH ASSOCIATES

Amir Kheirollahy  
HT Co, LTD.

Gholam Reza Malekshoar  
CENTRAL BANK OF THE ISLAMIC  
REPUBLIC OF IRAN

Seyed Ali Mirshafiei  
TEHRAN CHAMBER OF COMMERCE,  
INDUSTRY AND MINES

Fatemeh Sadat Mirsharifi  
MINISTRY OF COMMERCE

Seydeh Fatemeh Moghimi  
SADID BAR INT TRANSPORT

Mozaffar Mohammadian  
TEEMA BAR INTERNATIONAL TRANSPORT

Babak Namazi  
ATIEH ASSOCIATES

Rasoul Nowrouzi  
IRAN TRADE PROMOTION  
ORGANIZATION

Ahmad Parkhideh  
IRAN CHAMBER OF COMMERCE

Mohammad Reza Pasban  
ALLAME TABATABAEI UN. - IRANIAN  
CENTRAL BAR ASSOCIATION

Farmand Pourkarim  
TEHRAN MUNICIPALITY

- Mariam Sahrabin  
KHADEM GROUP
- Ahmad Shabanifard  
BASTAN HONAR NAMA
- Cyrus Shafizadeh  
ATIEH ASSOCIATES
- Farzan Shirvanbeigi  
TEHRAN MUNICIPALITY
- Rajat Ratan Sinha  
RCS PVT. LTD. BUSINESS ADVISORS  
GROUP
- Mohammad Soltani  
SECURITIES AND EXCHANGE  
ORGANIZATION OF IRAN
- Abbas Taghipour  
CENTRAL BANK OF THE ISLAMIC  
REPUBLIC OF IRAN
- Ebrahim Tavakoli  
TAVAKOLI & SHAHABI
- Meghdad Torabi  
TAVAKOLI & SHAHABI
- Vrej Torossian  
TOROSSIAN, AVANESSIAN & ASSOCIATE
- Abdolamir Yaghouti  
GREAT TEHRAN ELECTRICITY  
DISTRIBUTION COMPANY (GTEDC)
- IRAQ**  
ERNST & YOUNG
- GEZAIRI TRANSPORT IRAQI COMPANY  
LTD.
- IRAQI ASSOCIATION OF SECURITIES  
DEALERS
- Faik Abdul Rasool  
IRAQI INSTITUTE FOR ECONOMIC  
REFORM
- Emad Abdullatif  
IRAQI INSTITUTE FOR ECONOMIC  
REFORM
- Marie Antoinette Airut  
AIRUT LAW OFFICES
- Omar Al Nemer  
TALAL ABU GHAZALEH LEGAL  
(TAG-LEGAL)
- Ahmed Al-Jannabi  
MENA ASSOCIATES, MEMBER OF  
AMERELLER RECHTSANWÄLTE
- Jafar Albadran  
IRAQI INSTITUTE FOR ECONOMIC  
REFORM
- Mazin Albadran  
IRAQI INSTITUTE FOR ECONOMIC  
REFORM
- Mustafa Alshawi  
IRAQI INSTITUTE FOR ECONOMIC  
REFORM
- Florian Amereller  
AMERELLER RECHTSANWÄLTE
- Munther B. Hamoudi  
AL ATTAR REAL ESTATE OFFICE
- Duraïd Basil  
IRAQI INSTITUTE FOR ECONOMIC  
REFORM
- Thomas David  
PANALPINA GULF
- Husam Addin Hatim
- Stephan Jäger  
AMERELLER RECHTSANWÄLTE
- Imad Makki  
AL QARYA GROUP CO.
- Mudher Mohammed Salih  
IRAQ CENTRAL BANK
- Omar Moneer  
TALAL ABU GHAZALEH LEGAL  
(TAG-LEGAL)
- Auday Najim Ali  
ASHUR INTERNATIONAL BANK
- Ahmed Salih Al-Janabi  
MENA ASSOCIATES, MEMBER OF  
AMERELLER RECHTSANWÄLTE
- Claus Schmidt  
PANALPINA GULF
- Abdelrahman Sherif  
MENA ASSOCIATES, MEMBER OF  
AMERELLER RECHTSANWÄLTE
- Khaled Yaseen
- Ilza Zwein  
AIRUT LAW OFFICES
- IRELAND**  
ESB NETWORKS
- Margaret Austin  
EUGENE F. COLLINS SOLICITORS
- Michael Bergin  
PWC IRELAND
- Finola Boyle  
EUGENE F. COLLINS SOLICITORS
- Alan Browning  
LK SHIELDS SOLICITORS, MEMBER OF  
IUS LABORIS
- John Comerford  
COONEY CAREY - MEMBER OF RUSSELL  
BEDFORD INTERNATIONAL
- Eoin Cunneen  
LK SHIELDS SOLICITORS, MEMBER OF  
IUS LABORIS
- Richard Curran  
LK SHIELDS SOLICITORS, MEMBER OF  
IUS LABORIS
- Kiara Daly  
DANIEL MURPHY SOLICITORS
- Laura Daly  
LK SHIELDS SOLICITORS, MEMBER OF  
IUS LABORIS
- Gavin Doherty  
EUGENE F. COLLINS SOLICITORS
- Eoghan Doyle  
PHILIP LEE
- Ray Duffy  
THE PROPERTY REGISTRATION  
AUTHORITY
- Frank Flanagan  
MASON HAYES+CURRAN
- Sarah Gallagher  
DILLON EUSTACE
- Aileen Gittens  
ARTHUR COX, MEMBER OF LEX MUNDI
- Paul Gough  
EUGENE F. COLLINS SOLICITORS
- Sinéad Greene  
LK SHIELDS SOLICITORS, MEMBER OF  
IUS LABORIS
- William Johnston  
ARTHUR COX, MEMBER OF LEX MUNDI
- Jonathan Kelly  
PHILIP LEE
- Maevae Larkin  
ARTHUR COX, MEMBER OF LEX MUNDI
- MaryLiz Mahony  
ARTHUR COX, MEMBER OF LEX MUNDI
- Gavin McGuire  
PHILIP LEE
- Kevin Meehan  
COMPASS MARITIME LTD.
- Shane Neville  
LK SHIELDS SOLICITORS, MEMBER OF  
IUS LABORIS
- Michael O'Connor  
MATHESON ORMSBY PRENTICE
- Deirdre O'Mahony  
ARTHUR COX, MEMBER OF LEX MUNDI
- Maurice Phelan  
MASON HAYES+CURRAN
- Sinead Power  
IRISH CREDIT BUREAU
- Jilian Pringle  
OLM CONSULTANCY
- Brendan Sharkey  
REDDY CHARLTON
- Gavin Simons  
DANIEL MURPHY SOLICITORS
- Lorcan Tiernan  
DILLON EUSTACE
- Mark Traynor  
A&L GOODBODY
- Joe Tynan  
PWC IRELAND
- Colm Walsh  
IRISH INTERNATIONAL FREIGHT  
ASSOCIATION
- Maevae Walsh  
REDDY CHARLTON
- Emma Weld-Moore  
DANIEL MURPHY SOLICITORS
- ISRAEL**  
A. MOSKOVITS & SONS LTD.
- Ofer Bar-On  
SHAVIT BAR-ON GAL-ON TZIN  
YAGUR, LAW OFFICES
- Jacob Ben-Chitrit  
YIGAL ARNON & CO.
- Moshe Ben-Yair  
PUBLIC UTILITY  
AUTHORITY-ELECTRICITY
- Jeremy Benjamin  
GOLDFARB SELIGMAN & CO.
- Marina Benvenisti  
RUTH CARGO
- Yitzchak Chikorel  
DELOITTE LLP
- Doron Cohon  
RAVEH, RAVID & CO CPAs - MEMBER  
OF RUSSELL BEDFORD INTERNATIONAL
- Danny Dilibary  
GOLDFARB SELIGMAN & CO.
- Tuvia Geffen  
NASDCHITZ, BRANDES & CO.
- Ido Gonen  
GOLDFARB SELIGMAN & CO.
- Amos Hacmun  
HESKIA-HACMUN LAW FIRM
- Liron HaCohen  
YIGAL ARNON & CO.
- Yossi Katsav  
RUTH CARGO
- Zeev Katz  
PWC ISRAEL
- Vered Kirshner  
PWC ISRAEL
- Adam Klein  
GOLDFARB SELIGMAN & CO.
- Gideon Koren  
GIDEON KOREN & CO. LAW OFFICES
- Orna Kornreich-Cohen  
SHAVIT BAR-ON GAL-ON TZIN  
YAGUR, LAW OFFICES
- Meira Kowalsky  
EFRAT-KOWALSKY ARCHITECTS
- Michael Lagon  
THE ISRAEL ELECTRIC CORPORATION  
LTD.- DAN DISTRICT
- Benjamin Leventhal  
GIDEON FISHER & CO.
- Michelle Liberman  
S. HOROWITZ & CO., MEMBER OF  
LEX MUNDI
- Danielle Loewenstein  
S. HOROWITZ & CO., MEMBER OF  
LEX MUNDI
- Rotem Muntner  
RUTH CARGO
- Meir Nussbaum  
DELOITTE LLP
- Mirit Reif  
HACHOEN WOLF LAW OFFICES
- Liat Rothschild  
GOLDFARB SELIGMAN & CO.
- Gerry Seligman  
PWC ISRAEL
- Edward Shtait  
THE ISRAEL ELECTRIC CORPORATION  
LTD.- DAN DISTRICT
- Daniel Singerman  
BUSINESS DATA ISRAEL + PERSONAL  
CHECK
- Maya Tiomkin  
EFRAT-KOWALSKY ARCHITECTS
- Daphna Tsarfaty  
GOLDFARB SELIGMAN & CO.
- Eylam Weiss  
WEISS-PORAT & CO.
- Zeev Weiss  
WEISS-PORAT & CO.
- Dave Wolf  
HACHOEN WOLF LAW OFFICES
- ITALY**  
Marianna Abbaticchio  
RISTUCCIA & TUFARELLI
- Marco Sebastiano Accorà  
TLS - ASSOCIAZIONE PROFESSIONALE DI  
AVVOCATI E COMMERCIALISTI
- Fabrizio Acerbis  
PWC ITALY
- Mario Altavilla  
UNIONCAMERE
- Federico Antich  
STUDIO DELL'AVVOCATO ANTICH
- Stefano Aprile  
PENAL COURT OF ROME
- Roberto Argeri  
CLEARY GOTTlieb STEEN & HAMILTON  
LLP
- Gaetano Arnò  
TLS - ASSOCIAZIONE PROFESSIONALE DI  
AVVOCATI E COMMERCIALISTI
- Romina Ballanca  
TLS - ASSOCIAZIONE PROFESSIONALE DI  
AVVOCATI E COMMERCIALISTI
- Paola Barazzetta  
TLS - ASSOCIAZIONE PROFESSIONALE DI  
AVVOCATI E COMMERCIALISTI
- Lamberto Barbieri  
CRIF S. P. A.
- Giuseppe Battaglia  
PORTOLANO CAVALLO STUDIO LEGALE
- Vlad Beffa  
STUDIO SAVOIA
- Susanna Beltramo  
STUDIO LEGALE BELTRAMO
- Stefano Biagioli  
TLS - ASSOCIAZIONE PROFESSIONALE DI  
AVVOCATI E COMMERCIALISTI
- Giampaolo Botta  
SPEDIPTO - ASSOCIAZIONE  
SPEDIZIONIERI CORRIERI E  
TRASPORTATORI DI GENOVA
- Giuseppe Broccoli  
BDA STUDIO LEGALE
- Sergio Calderara  
ALMAVIVA S.P.A. - DIREZIONE AFFARI  
LEGALI
- Gianluca Cambareri  
TONUCCI & PARTNERS, IN ALLIANCE  
WITH MAYER BROWN LLP
- Stefano Cancarini  
TLS - ASSOCIAZIONE PROFESSIONALE DI  
AVVOCATI E COMMERCIALISTI
- Alessandro Cardia  
GRIECO E ASSOCIATI
- Cecilia Carrara  
LEGANCE
- Paolo Carta  
ACEA S.P.A.
- Fausto Caruso  
NCTM - STUDIO LEGALE ASSOCIATO
- Genaro Cassiani  
GC ARCHITECTURE BUREAU
- Lucia Ceccarelli  
PORTOLANO CAVALLO STUDIO LEGALE
- Giorgio Cherubini  
PIROLA PENNUTO ZEI & ASSOCIATI
- Domenico Colella  
PORTOLANO CAVALLO STUDIO LEGALE
- Fabrizio Colonna  
LCA - LEGA COLUCCI E ASSOCIATI
- Mattia Colonnelli de Gasperis  
COLONNELLI DE GASPERIS STUDIO  
LEGALE
- Dorella Concadoro  
PORTOLANO CAVALLO STUDIO LEGALE
- Barbara Corsetti  
PORTOLANO CAVALLO STUDIO LEGALE
- Filippo Corsini  
CHIOIMENTI STUDIO LEGALE
- Barbara Cortesi  
STUDIO LEGALE GUAISTI
- Domenica Cotroneo  
TLS - ASSOCIAZIONE PROFESSIONALE DI  
AVVOCATI E COMMERCIALISTI
- Massimo Cremona  
PIROLA PENNUTO ZEI & ASSOCIATI
- Salvatore Cuzzocrea  
TLS - ASSOCIAZIONE PROFESSIONALE DI  
AVVOCATI E COMMERCIALISTI
- Antonio De Martinis  
SPASARO DE MARTINIS LAW FIRM
- Raffaella De Martinis  
SPASARO DE MARTINIS LAW FIRM
- Francesca De Paolis  
INTERNATIONAL CENTRE FOR DISPUTE  
RESOLUTION
- Claudio Di Falco  
CLEARY GOTTlieb STEEN & HAMILTON  
LLP
- Antonella Di Maria  
M&M ASSOCIATI
- Massimiliano Di Tommaso  
CLEARY GOTTlieb STEEN & HAMILTON  
LLP
- Emanuele Ferrari  
STUDIO NOTARILE FERRARI
- Maddalena Ferrari  
STUDIO NOTARILE FERRARI
- Giuseppe Ferrelli  
STUDIO LEGALE SINATRA
- Paola Flora  
STUDIO LEGALE ASSOCIATO AD ASHURST  
LLP
- Alberto Forte  
NOTAIO FORTE
- Pier Andrea Fré Torelli Massini  
CARABBA & PARTNERS
- Linda Nicoletta Frigo  
GRUPPO PAM S.P.A.
- Paolo Gallarati  
NCTM - STUDIO LEGALE ASSOCIATO
- Andrea Gangemi  
PORTOLANO CAVALLO STUDIO LEGALE
- Enrica Maria Ghia  
GHIA LAW FIRM



- Lucio Ghia  
GHIA LAW FIRM
- Vincenzo Scabbio Giglio  
GIGLIO & SCOFFERI STUDIO LEGALE DEL LAVORO
- Andrea Grappelli  
TONUCCI & PARTNERS, IN ALLIANCE WITH MAYER BROWN LLP
- Antonio Grieco  
GRIECO E ASSOCIATI
- Tommaso Gualco  
BRE-ENGINEERING SRL
- Valentino Guarini  
TLS - ASSOCIAZIONE PROFESSIONALE DI AVVOCATI E COMMERCIALISTI
- Federico Guasti  
STUDIO LEGALE GUAISTI
- Giovanni Izzo  
ABBATESCIANNI STUDIO LEGALE E TRIBUTARIO
- Ignazio la Candia  
PIROLA PENNUTO ZEI & ASSOCIATI
- Enrico Lodi  
CRIF S. P. A.
- Cesare Lombrossa  
STUDIO LEGALE LOMBRASSA
- Artemisia Lorusso  
TONUCCI & PARTNERS, IN ALLIANCE WITH MAYER BROWN LLP
- Francesco Losappio  
TLS - ASSOCIAZIONE PROFESSIONALE DI AVVOCATI E COMMERCIALISTI
- Paolo Lucarini  
PwC ITALY
- Stefano Macchi di Cellere  
JONES DAY
- Matteo Magistrelli  
PORTOLANO CAVALLO STUDIO LEGALE
- Fabrizio Mariotti  
STUDIO LEGALE BELTRAMO
- Laura Marretta  
ROMOLOTTI MARRETTA
- Donatella Martinelli  
STUDIO LEGALE ASSOCIATO TOMMASINI E MARTINELLI
- Pietro Masi  
PORTOLANO CAVALLO STUDIO LEGALE
- Genaro Mazzuoccolo  
NORTON ROSE
- Laura Mellone  
BANK OF ITALY
- Regina Meo  
PORTOLANO CAVALLO STUDIO LEGALE
- Andrea Messuti  
LCA - LEGA COLUCCI E ASSOCIATI
- Mario Miccoli  
NOTAIO MICCOLI
- Luca Milan  
STUDIO ASSOCIATO GIANNESI MILAN
- Nunzia Moliterni  
JONES LANG LASALLE
- Marco Monaco Sorge  
TONUCCI & PARTNERS, IN ALLIANCE WITH MAYER BROWN LLP
- Micael Montinari  
PORTOLANO CAVALLO STUDIO LEGALE
- Eliana Morandi  
STUDIO NOTARILE ELIANA MORANDI
- Daniela Morante  
MILAN CHAMBER OF ARBITRATION
- Valeria Morosini  
TOFFOLETTO E SOCI LAW FIRM, MEMBER OF IUS LABORIS
- Gianmatteo Nunziante  
NUNZIANTE MAGRONE
- Francesco Nuzzolo  
PwC ITALY
- Ferdinando Offredi  
VENOSTA R.E. S.R.L.
- Aldo Olivo  
ARCHITECT
- Fabiana Padroni  
RISTUCCIA & TUFARELLI
- Luciano Panzani  
TORINO COURT OF FIRST INSTANCE
- Giovanni Patti  
ABBATESCIANNI STUDIO LEGALE E TRIBUTARIO
- Yan Pecoraro  
PORTOLANO CAVALLO STUDIO LEGALE
- Federica Peres  
PORTOLANO CAVALLO STUDIO LEGALE
- Davide Petris  
PORTOLANO CAVALLO STUDIO LEGALE
- Martina Pivetti  
TLS - ASSOCIAZIONE PROFESSIONALE DI AVVOCATI E COMMERCIALISTI
- Laura Prosperetti  
CLEARY GOTTlieb STEEN & HAMILTON LLP
- Giuseppe Ramondelli  
RAMONDELLI E ASSOCIATI STUDIO LEGALE NOTARILE
- Marianna Ristuccia  
RISTUCCIA & TUFARELLI
- Tommaso Edoardo Romolotti  
ROMOLOTTI MARRETTA
- Silvia Sandrin  
STUDIO LEGALE ASSOCIATO AD ASHURST LLP
- Filippo Savoia  
STUDIO SAVOIA
- Azzurra Scasso  
SPEDIPOORTO - ASSOCIAZIONE SPEDIZIONIERI CORRIERE E TRASPORTATORI DI GENOVA
- Mario Scofferi  
GIGLIO & SCOFFERI STUDIO LEGALE DEL LAVORO
- Susanna Servi  
CARABBA & PARTNERS
- Massimiliano Silveti  
NUNZIANTE MAGRONE
- Carlo Sinatra  
STUDIO LEGALE SINATRA
- Pierluigi Sodini  
UNIONCAMERE
- Piervincenzo Spasaro  
SPASARO DE MARTINIS LAW FIRM
- Elisa Sulcis  
STUDIO LEGALE SINATRA
- Maria Antonietta Tanico  
STUDIO LEGALE TANICO
- Andrea Tedioli  
TEDIOLI LAW FIRM
- Francesca Tironi  
TLS - ASSOCIAZIONE PROFESSIONALE DI AVVOCATI E COMMERCIALISTI
- Giacinto Tommasini  
STUDIO LEGALE ASSOCIATO TOMMASINI E MARTINELLI
- Stefano Tresca  
T AND PARTNERS
- Luca Tufarelli  
RISTUCCIA & TUFARELLI
- Laura Tumolo  
NCTM - STUDIO LEGALE ASSOCIATO
- Rachele Vacca de Dominicis  
GRIECO E ASSOCIATI
- Mario Valentini  
PIROLA PENNUTO ZEI & ASSOCIATI
- Elisabetta Ventrella  
BDA STUDIO LEGALE
- Antonio Virgallita  
TLS - ASSOCIAZIONE PROFESSIONALE DI AVVOCATI E COMMERCIALISTI
- Angelo Zambelli  
DEWEY & LOEBEUF
- Bruno Benvenuto Zerbini  
STUDIO LEGALE BELTRAMO
- Filippo Zucchini  
TLS - ASSOCIAZIONE PROFESSIONALE DI AVVOCATI E COMMERCIALISTI
- JAMAICA**  
ATTORNEY GENERAL'S OFFICE, JAMAICA
- ERNST & YOUNG
- Cheronne Allen  
JAMAICA PROMOTIONS CORPORATION (JAMPRO)
- Judith Allen  
KPMG JAMAICA
- Malene Alleyne  
MYERS, FLETCHER & GORDON, MEMBER OF LEX MUNDI
- Francine Blair  
NATIONAL ENVIRONMENT & PLANNING AGENCY
- Mitzi W. Gordon Burke-Green  
JAMAICA TRADING SERVICES LTD.
- Raymond Campbell  
KPMG JAMAICA
- Colleen Coleman-Wright  
LEX CARIBBEAN
- Eric Alexander Crawford  
PwC JAMAICA
- Lincoln A.C. Eatmon  
DUNN COX ATTORNEYS-AT-LAW
- Vitus Evans  
JAMAICA EXPORTERS ASSOCIATION
- Natalie Farrell-Ross  
MYERS, FLETCHER & GORDON, MEMBER OF LEX MUNDI
- Nicole Foga  
FOGA DALEY
- Yvonne Godfrey  
DELOITTE & TOUCHE CHARTERED ACCOUNTANTS
- Gavin Goffe  
MYERS, FLETCHER & GORDON, MEMBER OF LEX MUNDI
- Lisa-Ann S. Grant  
MINISTRY OF LABOUR AND SOCIAL SECURITY
- Lissa L. Grant  
PRIDE JAMAICA
- Carla-Anne Harris Roper  
MINISTRY OF LABOUR AND SOCIAL SECURITY
- Kerry-Ann Heavens  
MYERS, FLETCHER & GORDON, MEMBER OF LEX MUNDI
- Corrine N. Henry  
MYERS, FLETCHER & GORDON, MEMBER OF LEX MUNDI
- Roger Hinds  
THE SHIPPING ASSOCIATION OF JAMAICA
- Wilbert Hoo  
JAMAICA MECHANICAL & ELECTRICAL ENGINEERING
- Alicia P. Hussey  
MYERS, FLETCHER & GORDON, MEMBER OF LEX MUNDI
- Donovan Jackson  
NUNES, SCHOLEFIELD DELEON & CO
- Peter Knight  
NATIONAL ENVIRONMENT & PLANNING AGENCY
- Viralee Latibeaudiere  
JAMAICA'S TAX ADMINISTRATION AT THE MINISTRY OF FINANCE & PUBLIC SERVICE
- Joan Lawla  
MANAGER, ACADEMICIAN
- Jerome I. Lee  
DUNN COX ATTORNEYS-AT-LAW
- Grace Lindo  
NUNES, SCHOLEFIELD DELEON & CO
- Melinda Lloyd  
JAMAICA PUBLIC SERVICE COMPANY LIMITED
- Karen McHugh  
PwC JAMAICA
- Marlene McIntosh  
FERSAN
- Andrine McLaren  
KINGSTON AND ST. ANDREW CORPORATION
- Alton E. Morgan  
LEGIS-ALTON E. MORGAN & CO. ATTORNEYS-AT-LAW
- Janet E. Morrison  
DUNN COX ATTORNEYS-AT-LAW
- Viveen Morrison  
PwC JAMAICA
- Dana Morrison Dixon  
JAMAICA PROMOTIONS CORPORATION (JAMPRO)
- Gary Parker  
JAMAICA PROMOTIONS CORPORATION (JAMPRO)
- Gina Phillipps Black  
MYERS, FLETCHER & GORDON, MEMBER OF LEX MUNDI
- Norman Rainford  
KPMG JAMAICA
- Judith Ramlogan  
COMPANIES OFFICE OF JAMAICA
- Stephan Rampair  
WEST INDIES HOME CONTRACTORS
- Hilary Reid  
MYERS, FLETCHER & GORDON, MEMBER OF LEX MUNDI
- Venice Ricketts  
JAMAICA INLAND REVENUE DEPARTMENT
- Corah Ann Robertson-Sylvestre  
SEABOARD FREIGHT AND SHIPPING
- Milton J. Samuda  
SAMUDA & JOHNSON ATTORNEYS-AT-LAW
- Norman Shand  
KINGSTON AND ST. ANDREW CORPORATION
- Bernard Shepherd  
LEX CARIBBEAN
- Stephanie Sterling  
MYERS, FLETCHER & GORDON, MEMBER OF LEX MUNDI
- Douglas Stiebel  
STIEBEL & COMPANY LIMITED
- Marjorie Straw  
JAMAICA PROMOTIONS CORPORATION (JAMPRO)
- Paul Tai  
NUNES, SCHOLEFIELD DELEON & CO
- Lorraine Thomas  
LTN LOGISTICS INTERNATIONAL CO. LTD.
- Denzil Thorpe  
MINISTRY OF LABOUR AND SOCIAL SECURITY
- Junior Waugh  
JAMAICA SOCIETY OF CUSTOMS BROKERS
- Patricka Wiggan Chambers  
JAMAICA CUSTOMS DEPARTMENT
- Donovan Wignall  
MAIRTRANS INTERNATIONAL LOGISTICS LTD.
- Sophia Williams  
NATIONAL LAND AGENCY
- Maia Wilson  
LEX CARIBBEAN
- Angelean Young-Daley  
JAMAICA PUBLIC SERVICE COMPANY LIMITED
- JAPAN**  
ERNST & YOUNG
- PwC JAPAN
- TOKYO ELECTRIC POWER COMPANY INC.
- Miho Arimura  
HATASAWA & WAKAI LAW FIRM
- Marie Eguchi  
ATSUMI & SAKAI
- Toyoki Emoto  
ATSUMI & SAKAI
- Tatsuya Fukui  
ATSUMI & SAKAI
- Shinnosuke Fukuoka  
NISHIMURA & ASAHI
- Beppu Fumiya  
NISHIMURA & ASAHI
- Mika Haga  
DAVIS & TAKAHASHI
- Tamotsu Hatasawa  
HATASAWA & WAKAI LAW FIRM
- Akiko Hiraoka  
ATSUMI & SAKAI
- Takashi Hirose  
OH-EBASHI LPC & PARTNERS
- Hiroyasu Horimoto  
CITY-YUWA PARTNERS
- Katsuo Hosoyama  
AZABU AIWA & CO.
- Yuko Ishida  
NISHIMURA & ASAHI
- Michiya Iwasaki  
ATSUMI & SAKAI
- Tomomi Kagawa
- Yosuke Kanegae  
OH-EBASHI LPC & PARTNERS
- Chie Kasahara  
ATSUMI & SAKAI
- Takahiro Kato  
NISHIMURA & ASAHI
- Kohei Kawamura  
NISHIMURA & ASAHI
- Yasuyuki Kuribayashi  
CITY-YUWA PARTNERS
- Yukie Kurosawa  
O'MELVENY & MYERS LLP
- Yoji Maeda  
O'MELVENY & MYERS LLP
- Nobuaki Matsuoka  
OSAKA INTERNATIONAL LAW OFFICES
- Toshio Miyatake  
ADACHI, HENDERSON, MIYATAKE & FUJITA
- Michihiro Mori  
NISHIMURA & ASAHI
- Masahiro Murashima  
KITAHAMA PARTNERS
- Hirosato Nabika  
CITY-YUWA PARTNERS
- Masahiro Nakatsukasa  
CHUO SOGO LAW OFFICE, P.C.
- Hiroyuki Ota  
CHUO SOGO LAW OFFICE, P.C.

Takashi Saito  
CITY-YUWA PARTNERS

Yuka Sakai  
CITY-YUWA PARTNERS

Sara Sandford  
GARVEY SCHUBERT BARER LAW FIRM

Rieko Sasaki  
ATSUMI & SAKAI

Takefumi Sato  
ANDERSON MORI & TOMOTSUNE

Tetsuro Sato  
BAKER & MCKENZIE

Yoshihito Shibata  
BINGHAM MCCUTCHEEN MURASE,  
SAKAI & MIMURA FOREIGN LAW JOINT  
ENTERPRISE

Tomoko Shimomukai  
NISHIMURA & ASAHI

Hiroaki Shinomiya  
DAVIS & TAKAHASHI

Hisako Shiotani  
ATSUMI & SAKAI

Kentaro Shoji  
O'MELVENY & MYERS LLP

Sachiko Sugawara  
ATSUMI & SAKAI

Yuri Suzuki  
ATSUMI & SAKAI

Hiroaki Takahashi  
DAVIS & TAKAHASHI

Mikio Tasaka  
NITTSU RESEARCH INSTITUTE AND  
CONSULTING, INC.

Atsushi Tempaku  
NIPPON EXPRESS CO., LTD.

Junichi Tobimatsu  
MORI HAMADA & MATSUMOTO

Yoshito Tsuji  
OBAYASHI CORPORATION

Yoshiki Tsurumaki  
ATSUMI & SAKAI

Kenji Utsumi  
NAGASHIMA OHNO & TSUNEMATSU

Jun Yamada  
ANDERSON MORI & TOMOTSUNE

Michi Yamagami  
ANDERSON MORI & TOMOTSUNE

Akio Yamamoto  
KAJIMA CORPORATION

Yusuke Yukawa  
NISHIMURA & ASAHI

**JORDAN**  
ERNST & YOUNG  
SOCIAL SECURITY CORPORATION

Hassan Abdullah  
THE JORDANIAN ELECTRIC POWER CO.  
LTD. (JEPKO)

Mazen Abu Alghanam

Hayja'a Abu AlHayja'a  
HAYJA'A

Nayef Abu Alim  
PREMIER LAW FIRM LLP

Deema Abu Zulaikha  
HAYJA'A

Ibrahim Abunameh  
ABUNAMEH & PARTNERS LAW FIRM

Maha Al Abdallat  
CENTRAL BANK OF JORDAN

Omar Al Sawadha  
HAMMOURI & PARTNERS

Mohammad Al Smadi  
INTERNATIONAL BUSINESS LEGAL  
ASSOCIATES

Eman M. Al-Dabbas  
INTERNATIONAL BUSINESS LEGAL  
ASSOCIATES

Razan Al-Hosban  
ALI SHARIF ZU'BI, ADVOCATES & LEGAL  
CONSULTANTS, MEMBER OF LEX MUNDI

Sabri S. Al-Khassib  
AMMAN CHAMBER OF COMMERCE

Ala Al-Louzi  
HAMMOURI & PARTNERS

Mohammad Al-Said  
NATHAN ASSOCIATES

Omar Aljazy  
ALJAZY & CO. ADVOCATES & LEGAL  
CONSULTANTS

Khaled Asfour  
ALI SHARIF ZU'BI, ADVOCATES & LEGAL  
CONSULTANTS, MEMBER OF LEX MUNDI

Michael T. Dabit  
MICHAEL T. DABIT & ASSOCIATES

Richard Davidsen  
AQABA CONTAINER TERMINAL CO.  
(ACT)

Anwar Elliyian  
THE JORDANIAN ELECTRIC POWER CO.  
LTD. (JEPKO)

Tariq Hammouri  
HAMMOURI & PARTNERS

Lubna Hawamdeh  
ALI SHARIF ZU'BI, ADVOCATES & LEGAL  
CONSULTANTS, MEMBER OF LEX MUNDI

George Hazboun  
HAZBOUN & CO. FOR INTERNATIONAL  
LEGAL BUSINESS CONSULTATIONS

Reem Hazboun  
HAZBOUN & CO. FOR INTERNATIONAL  
LEGAL BUSINESS CONSULTATIONS

Tayseer Ismail  
EAST ECHO CO.

Emad Karkar  
PWC JORDAN

Basel Kawar  
KAWAR TRANSPORT & TRANSIT KARGO

Hussein Kofahy  
CENTRAL BANK OF JORDAN

Rasha Laswi  
ZALLOUM & LASWI LAW FIRM

Firas Malhas  
INTERNATIONAL BUSINESS LEGAL  
ASSOCIATES

Daniah Murad  
ALI SHARIF ZU'BI, ADVOCATES & LEGAL  
CONSULTANTS, MEMBER OF LEX MUNDI

Nizar Musleh  
HAZBOUN & CO. FOR INTERNATIONAL  
LEGAL BUSINESS CONSULTATIONS

Omar B. Naim  
NATIONAL CONSTRUCTION COMPANY

Sami Naimat  
KHALIFEH & PARTNERS LAWYERS

Laith Nasrawin  
ALJAZY & CO. ADVOCATES & LEGAL  
CONSULTANTS

Khalidoun Nazer  
KHALIFEH & PARTNERS LAWYERS

Main Nsaïr  
NSAÏR & PARTNERS - LAWYERS

Mutasem Nsaïr  
NSAÏR & PARTNERS - LAWYERS

Osama Y. Sabbagh  
THE JORDANIAN ELECTRIC POWER CO.  
LTD. (JEPKO)

Fouad Shaban  
ALI SHARIF ZU'BI, ADVOCATES & LEGAL  
CONSULTANTS, MEMBER OF LEX MUNDI

Stephan Stephan  
PWC JORDAN

Mohammed Tarawneh

Mahmoud Wafa

Azzam Zalloum  
ZALLOUM & LASWI LAW FIRM

Salma Zibdeh  
ALI SHARIF ZU'BI, ADVOCATES & LEGAL  
CONSULTANTS, MEMBER OF LEX MUNDI

Malek Zreiqat  
ALI SHARIF ZU'BI, ADVOCATES & LEGAL  
CONSULTANTS, MEMBER OF LEX MUNDI

**KAZAKHSTAN**

Yerkin Abdрахmanov  
PWC KAZAKHSTAN

Askar Abubakirov  
AEQUITAS LAW FIRM

Bulat Ahmetov  
ARHICO ARHSTUDIO

Zulfiya Akchurina  
GRATA LAW FIRM

Aktan Akhmetov  
FIRST CREDIT BUREAU

Botagoz Aliakbarova  
OLYMPLEX ADVISERS

Zhabelov Alim  
PANALPINA WORLD TRANSPORT LLP

Uzackbay Aytzhanov  
ATAMEKEN HOLDING

Nailya Azizova  
PANALPINA WORLD TRANSPORT LLP

Rahat Baisuanov  
SIGNUM LAW FIRM

Amir Begdesenov  
SAYAT ZHOLSHY & PARTNERS

Jypar Beishenalieva  
MICHAEL WILSON & PARTNERS LTD.

Joel Benjamin  
SNR DENTON KAZAKHSTAN LIMITED

Arman Berdalin  
SAYAT ZHOLSHY & PARTNERS

Aidyn Bikebayev  
SAYAT ZHOLSHY & PARTNERS

Richard Bregonje  
PWC KAZAKHSTAN

Yelena Bychkova  
AEQUITAS LAW FIRM

Irina Chen  
M&M LOGISTICS

Shaimerden Chikanayev  
GRATA LAW FIRM

Richard Chudzynski  
MICHAEL WILSON & PARTNERS LTD.

Oksana Danilova  
RBS

Aida Daulenova  
BMF GROUP LLP

Dina Daumova  
GRATA LAW FIRM

Minyailova Dinara  
ARICARGO

Arday Dyusseembayeva  
AEQUITAS LAW FIRM

Indira Eleuszova  
SAYAT ZHOLSHY & PARTNERS

Vladimir P. Furman  
BMF GROUP LLP

Sevil Gassanova  
NORTON ROSE

Shestakov Gennady  
KAZAKHSTAN LOGISTICS SERVICE

Alexandr Giros  
ARISTAN PROJECT MANAGEMENT  
GROUP (APMG)

Stephan Gonov  
I.P. PETROVA

Ali Imanalin  
GRATA LAW FIRM

Semion Issyk  
AEQUITAS LAW FIRM

Kamil Jambakiyev  
NORTON ROSE

Thomas Johnson  
SNR DENTON KAZAKHSTAN LIMITED

Mariyash Kabikenova  
REHABILITATION MANAGER

Elena Kaeva  
PWC KAZAKHSTAN

Marina Kahiani  
GRATA LAW FIRM

Alibek Kaliyev  
ARISTAN PROJECT MANAGEMENT  
GROUP (APMG)

Andrey Kim  
KUEHNE & NAGEL KAZAKHSTAN

Marina Kolesnikova  
GRATA LAW FIRM

Yerbol Konarbayev  
SNR DENTON KAZAKHSTAN LIMITED

Askar Konysbayev  
GRATA LAW FIRM

Anna Kravchenko  
GRATA LAW FIRM

Natalya Kulagina  
M&M LOGISTICS

Alina Larina  
M&M LOGISTICS

Irina Latipova  
MARKA AUDIT ACF LLP

Madina Lavrenova  
SIGNUM LAW FIRM

Aigerim Malikova  
PWC KAZAKHSTAN

Vsevolod Markov  
BMF GROUP LLP

Yessen Massalin  
OLYMPLEX ADVISERS

Bolat Miyatov  
GRATA LAW FIRM

Saida Moldasheva  
CRUZ LOGISTICS

Toregali Muhamedzhanov  
REHABILITATION MANAGER

Abdul-Gaziz Mukashev  
BDO

Assel Mukhambekova  
GRATA LAW FIRM

Elena Murzabekova  
KUEHNE & NAGEL KAZAKHSTAN

Daniyar Mussakhan  
NORTON ROSE

Assel Mussina  
SNR DENTON KAZAKHSTAN LIMITED

Abylkhair Nakipov  
SIGNUM LAW FIRM

Nazira Nurbayeva  
PWC KAZAKHSTAN

Berik Nurgazyev  
ARISTAN PROJECT MANAGEMENT  
GROUP (APMG)

Saktagana Nurmahanov  
REHABILITATION MANAGER

Zhanar Ordabayeva  
BMF GROUP LLP

Yuliya V. Petrenko  
BMF GROUP LLP

Nikolay Popov  
BDO

Elvis Roberts  
CRUZ LOGISTICS

Olga Salimova  
ORIS LAW FIRM

Talgat Sariyev  
SIGNUM LAW FIRM

Kuanysb Sarsenbayev  
OLYMPLEX ADVISERS

Ruslan Serkebulanov  
REHABILITATION MANAGER

Alzhan Stankulov  
SYNERGY PARTNERS LAW FIRM

Nurzhan Stankulov  
SYNERGY PARTNERS LAW FIRM

Timur Suleymanov  
GRATA LAW FIRM

Bolatkhon Turtbajev  
ALATAU ZHARYK

Amir Tussupkhanov  
ORIS LAW FIRM

Alida Tuyebekova  
MICHAEL WILSON & PARTNERS LTD.

Shakhrukh Usmanov  
GRATA LAW FIRM

Zhaniya Ussen  
ASSISTANCE, LLC LAW FIRM

Yekaterina V. Kim  
MICHAEL WILSON & PARTNERS LTD.

Marla Valdez  
SNR DENTON KAZAKHSTAN LIMITED

Vitaliy Vodolazkin  
SAYAT ZHOLSHY & PARTNERS

Arlan Yerzhanov  
GRATA LAW FIRM

Yerzhan Yessimkhanov  
GRATA LAW FIRM

Marina Yudina  
PANALPINA WORLD TRANSPORT LLP

Kogarshin Zhamikanova  
REHABILITATION MANAGER

Adeliya Zhunusova  
SNR DENTON KAZAKHSTAN LIMITED

Sofiya Zhylkaidarova  
SIGNUM LAW FIRM

Anton Zinoviev  
BOOZ ALLEN HAMILTON

**KENYA**  
METROPOL CORPORATION LTD.

Oliver Fowler  
KAPLAN & STRATTON

Peter Gachuhi  
KAPLAN & STRATTON

Edmond Gichuru  
POST BANK

William Ikutha Maema  
ISEME, KAMAU & MAEMA ADVOCATES

Shellomith Irungu  
ANJARWALLA & KHANNA ADVOCATES

Milly Jalega  
ISEME, KAMAU & MAEMA ADVOCATES

Benson Kamau  
PWC KENYA

Hamish Keith  
DALY & FIGGIS ADVOCATES

Peter Kiara  
ARCHITECT

Jinaro Kibet  
OCHIENG, ONYANGO, KIBET & OHAGA

Timothy Kiman  
SIGNON FREIGHT LTD.

Morris Kimuli  
B.M. MUSAU & CO. ADVOCATES

Meshack T. Kipturgo  
SIGNON FREIGHT LTD.



Owen Koimburi  
KOKA KOIMBURI & CO., MEMBER OF  
MAZARS

David Lekerai  
ISEME, KAMAU & MAEMA ADVOCATES

Victor Majani  
CROWE HORWATH EA, MEMBER  
CROWE HORWATH INTERNATIONAL

Bakari Mangale  
NATIONAL ENVIRONMENT  
MANAGEMENT AUTHORITY

James Mburu Kamau  
ISEME, KAMAU & MAEMA ADVOCATES

Mansoor A. Mohamed  
RUMAN SHIP CONTRACTORS LIMITED

Bernard Muange  
ANJARWALLA & KHANNA ADVOCATES

John Muoria  
WARUHIU K'OWADE & NG'ANG'A  
ADVOCATES

Murigu Murithi  
ARCS AFRICA

Benjamin Musau  
B.M. MUSAU & CO. ADVOCATES

Wachira Ndege  
CREDIT REFERENCE BUREAU AFRICA  
LTD.

Mbage Ng'ang'a  
WARUHIU K'OWADE & NG'ANG'A  
ADVOCATES

Joseph Ng'ang'ira  
DALY & FIGGIS ADVOCATES

Killian Ngala  
MEDITERRANEAN SHIPPING COMPANY  
(MSC), OCEANFREIGHT (E.A.) LTD.

James Ngomeli  
THE KENYA POWER AND LIGHTING  
COMPANY LTD.

Kenneth Njuguna  
PwC KENYA

Conrad Nyukuri  
CHUNGA ASSOCIATES

Denis Augustine Onyango  
FRONTIER DESIGNS

Cephas Osoro  
CROWE HORWATH EA, MEMBER  
CROWE HORWATH INTERNATIONAL

Prakash  
MASTER POWER SYSTEMS LTD.

Don Priestman  
THE KENYA POWER AND LIGHTING  
COMPANY LTD.

Sonal Sejpal  
ANJARWALLA & KHANNA ADVOCATES

Rajesh Shah  
PwC KENYA

Deepen Shah  
WALKER KONTOS ADVOCATES

David Tanki  
LAN-X AFRICA LTD.

Joseph Taracha  
CENTRAL BANK OF KENYA

Harpreet Ubhi  
DALY & FIGGIS ADVOCATES

Peter Wahome  
PwC KENYA

Nicholas Wambua  
B.M. MUSAU & CO. ADVOCATES

Angela Waweru  
KAPLAN & STRATTON

#### KIRIBATI

Kibae Akaaka  
MINISTRY OF FINANCE

Neiran Areta  
MINISTRY OF COMMERCE, INDUSTRY  
AND COOPERATIVES

Kenneth Barden  
ATTORNEY-AT-LAW

Rengaua Bauro  
MINISTRY OF FINANCE

Taake Cama  
MINISTRY OF FINANCE

Kiata Tebau Kabure  
KK & SONS

Seri Kautuntamoa  
REGISTRY OF COMPANIES

Paul McLaughlin  
CA'BELLA BETIO CONSTRUCTION

Moaniti Teuea  
JOYCE SHIPPING LINE

Eliza Tokataake  
BETIO TOWN COUNCIL

Isikeli Tuituku  
ANZ BANK (KIRIBATI) LTD.

#### KOREA, REP.

Won-Mo Ahn  
AHN & CHANG

Jong-Hyun Baek  
JEIL BROKER

Sang Mi Baek  
SHIN & KIM

Jennifer Min-Sook Chae  
KOREA CREDIT BUREAU

Kyoung Soo Chang  
SHIN & KIM

Han-Jun Chon  
SAMIL PRICewaterHOUSECOOPERS

Eui Jong Chung  
BAE, KIM & LEE LLC

Seok Jong Chung  
SUPREME COURT OF KOREA

Jong Ki Hong  
HWANG MOK PARK P.C.

C.W. Hyun  
KIM & CHANG

James I.S. Jeon  
SOJONG PARTNERS

Goo-Chun Jeong  
KOREA CUSTOMS SERVICE

Jeong Hwa Jeong  
SHIN & KIM

Hwan-Chul Jeung  
SAMIL PRICewaterHOUSECOOPERS

Bo Moon Jung  
KIM & CHANG

Sang Wook Kang  
KOREAN ELECTRICAL CONTRACTORS  
ASSOCIATION

Young-Ju Kang  
SOJONG PARTNERS

Byung-Tae Kim  
SHIN & KIM

Eun-Kyung Kim  
KOREA CREDIT BUREAU

Hyo-Sang Kim  
KIM & CHANG

Ji Yeoun Kim  
HWANG MOK PARK P.C.

Jinsoon Kim  
AGL Co., Ltd.

Jung-In Kim  
KOREA CREDIT BUREAU

Kwang Soo Kim  
WOOSUN ELECTRIC COMPANY LTD.

Stephan Kim  
SOJONG PARTNERS

Sung Won (David) Kim  
HANARO TNS

Wan-Seok Kim  
SAMIL PRICewaterHOUSECOOPERS

Wonhyung Kim  
YOON & YANG LLC

Yoon Young Kim  
HWANG MOK PARK P.C.

Joong Hoon Kwak  
LEE & KO

Ji-Ha Kwon  
KOREA CREDIT BUREAU

Hee-Ryoung Lee  
SOJONG PARTNERS

Hongyou Lee  
PANALPINA IAF LTD.

Hye Jeong Lee  
AHNSE LAW OFFICES

Jin-Young Lee  
SAMIL PRICewaterHOUSECOOPERS

Jong Ho Lee  
SOJONG PARTNERS

Kwon H. Lee  
HANJIN SHIPPING CO. LTD.

Kyu Wha Lee  
LEE & KO

Sang-don Lee  
SHIN & KIM

Sang-Woon Lee  
KOREA CUSTOMS SERVICE

Seung Yoon Lee  
KIM & CHANG

Sung Whan Lee  
AHNSE LAW OFFICES

Jul-Ki Lim  
KOREA CREDIT BUREAU

Chul-Gue Maeng  
KOREA CUSTOMS SERVICE

Soogeun Oh  
EWHHA WOMANS UNIVERSITY

Yon-Kyun Oh  
KIM & CHANG

Joo Seok Paik  
SOJONG PARTNERS

Sang Il Park  
HWANG MOK PARK P.C.

Soo-Hwan Park  
SAMIL PRICewaterHOUSECOOPERS

Yong Seok Park  
SHIN & KIM

Jeong Seo  
KIM & CHANG

Mi-Jin Shin  
KIM & CHANG

Philippe Shin  
SHIN & KIM

Bong Woo Song  
HANJIN SHIPPING CO. LTD.

Jiwon Suh  
MINISTRY OF STRATEGY AND FINANCE

Kiwon Suh  
CHEON JI ACCOUNTING CORPORATION  
- MEMBER OF RUSSELL BEDFORD  
INTERNATIONAL

Huh Uoung-uhk  
KEPCO ECONOMY MANAGEMENT  
RESEARCH INSTITUTE (KEMRI)

Ju-Hyun Yoo  
SHIN & KIM

#### KOSOVO

KOSOVO ENERGY CORPORATION J.S.C.

TAX ADMINISTRATION OF KOSOVO

USAID SYSTEMS FOR ENFORCING  
AGREEMENTS AND DECISIONS (SEAD)  
PROGRAM

Serton Ajeti  
IPAK

Albert Avdiu  
KOSOVO JUDICIAL COUNCIL  
SECRETARIAT

Agon Baruti  
KOMTEL PROJECT ENGINEERING

Arsim Behrami  
ALBERT ISLAMI & PARTNERS

Ardiana Bunjaku  
SOCIETY OF CERTIFIED ACCOUNTANTS  
AND AUDITORS OF KOSOVO (SCAAK)

Shyqiri Bytyqi  
VALA CONSULTING

Muzafer Çaka  
KOSOVO CADASTRAL AGENCY

Burim Cena  
BDO KOSOVA LLC

Fadil Dalipi  
VNV STUDIO INC.

Faton Demaj  
SHEGA PRO

Amir Dërmala  
BDO KOSOVA LLC

Agron S. Dida  
KOMTEL PROJECT ENGINEERING

Atthe Dika  
KALO & ASSOCIATES

Muhamed Disha  
IPAK

Sokol Elmazaj  
BOGA & ASSOCIATES TIRANA

Mirjeta Emini  
BOGA & ASSOCIATES

Rezak Fetaj

Lorena Gega  
PwC ALBANIA

Fazli Gjonbalaj  
LIGJI LAW FIRM

Maliq Gjyshinca  
INTEREUROPA KOSOVA LLC

Valon Hasani  
INTERLEX ASSOCIATES LLC

Ahmet Hasolli  
KALO & ASSOCIATES

Rrahim Hoxha  
ISARS

Naim Huruglica  
KOSOVO CUSTOMS

Virtyt Ibrahimaga  
LAW FIRM IBRAHIMAGA OSAMNI  
TIGANI

Albert Islami  
ALBERT ISLAMI & PARTNERS

Besarta Killokoqi  
BOGA & ASSOCIATES

Vegim Kraja  
KALO & ASSOCIATES

Naim Krasniqi  
LIGJI LAW FIRM

Sabina Lalaj  
BOGA & ASSOCIATES TIRANA

Valdrin Llluka  
IPAK

Florim Maxharraj  
CENTRAL BANK OF THE REPUBLIC OF  
KOSOVO

Murat Meha  
KOSOVO CADASTRAL AGENCY

Fitore Mekaj  
BOGA & ASSOCIATES

Bajram Morina

Fitim Mucaj  
4M GROUP LTD.

Ilir Murseli  
MURSELI ARCHITECTS & PARTNERS

Lekë Musa  
BU & PARTNERS

Arben Mustafa  
INTEREUROPA KOSOVA LLC

Bernard Nikaj  
MINISTRY OF TRADE AND INDUSTRY

Gazmend Nushi  
KALO & ASSOCIATES

Valdet Osmani  
ARCHITECT ASSOCIATION OF KOSOVO

Dastid Pallaska  
PALLASKA & ASSOCIATES

Gazmend Pallaska  
PALLASKA & ASSOCIATES

Loreta Peci  
PwC ALBANIA

Denis Pitarka  
KOSOVO CADASTRAL AGENCY

Bujar Prestreshi  
USAID KOSOVO PRIVATE ENTERPRISE  
PROGRAM (KPEP)

Ilaz Ramajli  
RAMAJLI & PARTNERS CO.

Vigan Rogova  
ETHEM ROGOVA LAW FIRM

Ariana Rozhaja  
VALA CONSULTING

Valentina Salihu  
VALA CONSULTING

Suzana Sejdu  
COMMERCIAL COURT KOSOVO

Shiqeri Spahiu  
MUNICIPALITY OF PRISHTINA

Dardan Sylaj  
KOSOVA CHAMBER OF COMMERCE

Elez Sylaj  
KOSOVA CHAMBER OF COMMERCE

Flakron Sylejmani  
LAW FIRM IBRAHIMAGA OSAMNI  
TIGANI

Bardha Tahiri  
ALBERT ISLAMI & PARTNERS

Kreshnik Thaqi  
IPAK

Anita Tigani  
LAW FIRM IBRAHIMAGA OSAMNI  
TIGANI

Paul Tobin  
PwC BULGARIA

Valon Ukaj  
CIMAROSTI

Gëzim Xharavina  
ARCHITECTURAL, DESIGN AND  
ENGINEERING

Petrit Zeka  
BU & PARTNERS

Ruzhdi Zenelaj  
PwC

Shaha Zylfiu  
CENTRAL BANK OF THE REPUBLIC OF  
KOSOVO

#### KUWAIT

Labeed Abdal  
THE LAW FIRM OF LABEED ABDAL

Hossam Abdul Fetouh

Lina A.K. Adlouni  
KIPCO ASSET MANAGEMENT  
COMPANY K.S.C

Hussein Mohammed Hassan  
Ahmed  
ABDULLAH KH. AL-AYOUB &  
ASSOCIATES, MEMBER OF LEX MUNDI

Abdullah Musfir Al Hayyan  
KUWAIT UNIVERSITY

Homoud Al Mutawa  
SMP LAW FIRM

- Faten Al Naqeeb  
ALI & PARTNERS
- Faisal Al Sarraf  
SMP LAW FIRM
- Abdullah Al-Ayoub  
ABDULLAH KH. AL-AYOUB & ASSOCIATES, MEMBER OF LEX MUNDI
- Omar Hamad Yousuf Al-Essa  
THE LAW OFFICE OF AL-ESSA & PARTNERS
- Nada F. A. Al-Fahad  
GEC DAR
- Mishari M. Al-Ghazali  
THE LAW OFFICES OF MISHARI AL-GHAZALI
- Aiman Alaraj  
KEO INTERNATIONAL CONSULTANTS
- Reema Ali  
ALI & PARTNERS
- Akusa Batwala  
ASAR – AL RUWAYEH & PARTNERS
- Abdullah Bin Ali  
PACKAGING AND PLASTIC INDUSTRIES Co. (KSC)
- Nada Bourahmah  
THE LAW OFFICES OF MISHARI AL-GHAZALI
- Fouad Douglas  
PRICEWATERHOUSECOOPERS AL-SHATTI & Co.
- Mohammed Eissa  
ASAR – AL RUWAYEH & PARTNERS
- Charbel Fadel  
ASAR – AL RUWAYEH & PARTNERS
- Sam Habbas  
ASAR – AL RUWAYEH & PARTNERS
- Mazen A. Khourshed  
PACKAGING AND PLASTIC INDUSTRIES Co. (KSC)
- Chirine Krayem Moujaes  
THE LAW OFFICES OF MISHARI AL-GHAZALI
- Dany Labaky  
THE LAW OFFICE OF AL-ESSA & PARTNERS
- Mohammed Maamoun  
PACKAGING AND PLASTIC INDUSTRIES Co. (KSC)
- Medhat Mubarak  
THE LAW OFFICES OF MISHARI AL-GHAZALI
- Sasidhara Panicker  
SMP LAW FIRM
- Hanaa Razzouqi  
CREDIT INFORMATION NETWORK
- Abdul Qayyum Saeed  
GHF LAWYERS
- Ibrahim Sattout  
ASAR – AL RUWAYEH & PARTNERS
- Sherif Shawki  
PRICEWATERHOUSECOOPERS AL-SHATTI & Co.
- Prateek Shete  
ABDULLAH KH. AL-AYOUB & ASSOCIATES, MEMBER OF LEX MUNDI
- KYRGYZ REPUBLIC**
- Alexander Ahn  
KALIKOVA & ASSOCIATES LAW FIRM
- Shuhrat Akhmatakhunov  
KALIKOVA & ASSOCIATES LAW FIRM
- Gulnara Akhmatova  
INTERNATIONAL BUSINESS COUNCIL
- Niyazbek Aldashev  
LORENZ INTERNATIONAL LAW FIRM
- Ruslan Alybayev  
BIOR
- Rahman Asylbekov  
OAO KYRGYZGIPROSTROY
- Kerim Begaliev  
COLIBRI LAW FIRM
- Bakytbek Djusupbekov  
DEPARTMENT OF CADASTRE AND REGISTRATION OF RIGHTS ON IMMOVABLE PROPERTY
- Samara Dumanava  
LORENZ INTERNATIONAL LAW FIRM
- Akjoltoi Elebesova  
CREDIT INFORMATION BUREAU ISHENIM
- Leyla Gulieva  
LORENZ INTERNATIONAL LAW FIRM
- Gribova Irina  
TRANSYSYSTEM LTD.
- Nurbek Ismankulov  
M&M TRANSPORT LOGISTIC SERVICES
- Amanbek Kebekov  
DEPARTMENT OF CADASTRE AND REGISTRATION OF RIGHTS ON IMMOVABLE PROPERTY
- Aleksandr Klishevich  
ARHSTROYPROEKT
- Svetlana Lebedeva  
LORENZ INTERNATIONAL LAW FIRM
- Marina Lim  
KALIKOVA & ASSOCIATES LAW FIRM
- Asel Momoshova  
KALIKOVA & ASSOCIATES LAW FIRM
- Taalay Chorevich Murzakulov  
COLISEUM
- Aigul Myrzabekova  
LORENZ INTERNATIONAL LAW FIRM
- Almas Nakipov  
PwC KAZAKHSTAN
- Dmitry No  
PARTNER LAW FIRM
- Karlygash Ospankulova  
KALIKOVA & ASSOCIATES LAW FIRM
- Kubanychbek Sagaliev  
PwC KAZAKHSTAN
- Erkin Sakiev
- Kanat Seidaliev  
COLIBRI LAW FIRM
- Tatyana Shapovalova  
Elvira Sharshkeeva  
COLIBRI LAW FIRM
- Saken Shayakhmetov  
PwC KAZAKHSTAN
- Anna Shirshova  
CUSTOMS CARGO SERVICE LTD.
- Mirgul Smanalieva  
PARTNER LAW FIRM
- Ruslan Sulaimanov  
KALIKOVA & ASSOCIATES LAW FIRM
- Ulan Tilenbaev  
KALIKOVA & ASSOCIATES LAW FIRM
- Daniyar Ubyshhev  
PARTNER LAW FIRM
- Gulnara Uskenbaeva  
AUDIT PLUS
- Azim Usmanov  
COLIBRI LAW FIRM
- Ali Ramazanovich Vodyanov  
ELECTROSILA
- LAO PDR**
- Gnokyham Aphayalath
- John Biddle  
LS HORIZON LIMITED (LAO)
- Xaynari Chanthala  
LS HORIZON LIMITED (LAO)
- Sithong Chanthasouk
- Lasonexay Chanthavong  
DFDL MEKONG LAW GROUP
- Chatchai Chanyuttasart  
HUNG HUANG (LAO) LOGISTICS Co., LTD.
- Brennan Coleman  
DFDL MEKONG LAW GROUP
- Aristotle David  
DFDL MEKONG LAW GROUP
- William D. Greenlee Jr.  
DFDL MEKONG LAW GROUP
- Duangkamol Ingkapattanakul  
DFDL MEKONG LAW GROUP
- Litsamy Latsavong
- Varavudh Meesaiyati  
PRICEWATERHOUSECOOPERS (LAO) LTD.
- Phanthasak Mingnakhone
- Somlack Nhoibouakong  
LAO FREIGHT FORWARDER Co. LTD.
- Vongphacnahn Onepanseuth  
DFDL MEKONG LAW GROUP
- Somphone Phasavath  
LAO FREIGHT FORWARDER Co. LTD.
- Thavorn Rujivanarom  
PwC THAILAND
- Sivath Sengdouangchanh  
R&T KHOUN MUANG LAO Co., LTD.
- Senesakoune Sihanouvang  
DFDL MEKONG LAW GROUP
- Valloph Sisopha
- Phonexay Southiphong  
DESIGN GROUP Co LTD.
- LATVIA**
- COLLIERS INTERNATIONAL
- Ilze Abika  
SKUDRA & UDRIS LAW OFFICES
- Martins Ajens  
RAIDLA LEJINS & NORCOUS
- Svetlana Beitane  
ESTIMA LTD.
- Eva Berlaus  
SORAINEN
- Jevgenija Brike  
STATE SOCIAL INSURANCE AGENCY
- Kristine Bumbure  
PwC LATVIA
- Andis Burkevics  
SORAINEN
- Andis Cõnka  
LATVIJAS BANKA
- Ingrida Dimina  
PwC LATVIA
- Valters Diure  
LAWIN
- Zane Džule  
ATTORNEYS AT LAW BORENIUS
- Baiba Felsberga  
STATE SOCIAL INSURANCE AGENCY
- Valters Gencs  
GENCS VALTERS LAW FIRM
- Andris Ignatenko  
ESTIMA LTD.
- Janis Irbe  
LATVENERGO AS, SADALES TIKLS
- Zinta Jansons  
LAWIN
- Andris Jakobsons  
LEXTAL
- Sandis Jermuts  
PUBLIC UTILITIES COMMISSION LATVIA
- Julija Jerneva  
VARUL
- Aris Kakstans  
EVERSHEDS BITANS
- Inese Kalvane  
STATE EMPLOYMENT AGENCY
- Irina Kostina  
LAWIN
- Gunda Leite  
GENCS VALTERS LAW FIRM
- Dainis Leons  
SADALES TIKLS AS
- Alisa Leškoviča  
SORAINEN
- Alla Lichkovska  
LATVIAN INSOLVENCY ADMINISTRATION
- Indrikis Liepa  
ATTORNEYS AT LAW BORENIUS
- Irina Olevska  
ATTORNEYS AT LAW BORENIUS
- Baiba Orbidane  
LAWIN
- Zane Paeglite  
SORAINEN
- Kristine Parsonse  
ECB SIA - CORRESPONDENT OF RUSSELL BEDFORD INTERNATIONAL
- Galina Pitulina  
ECB SIA - CORRESPONDENT OF RUSSELL BEDFORD INTERNATIONAL
- Baiba Plaude  
LAW OFFICES BLUEGER & PLAUDE
- Katrine Plavina  
VARUL
- Lāsma Rugāte  
SORAINEN
- Jevgenijs Salims  
RAIDLA LEJINS & NORCOUS
- Anita Sondore  
GENCS VALTERS LAW FIRM
- Mihails Špika  
JSC DZINTARS
- Sarmis Spilbergs  
LAWIN
- Zane Štālberga – Markvarte  
MARKVARTE LEXCHANGE LAW OFFICE
- Girts Strazdins  
VARUL
- Ruta Teresko  
AZ SERVICE LTD.
- Edgars Timpa  
STATE LABOUR INSPECTORATE
- Maija Tipaine  
RAIDLA LEJINS & NORCOUS
- Ziedonis Udris  
SKUDRA & UDRIS LAW OFFICES
- Maris Vainovskis  
EVERSHEDS BITANS
- Agate Ziverte  
PwC LATVIA
- Daiga Zivtina  
LAWIN
- LEBANON**
- ELECTRICITÉ DU LIBAN  
KORDAHI ESTABLISHMENT COMPANY
- Hanan Abboud  
PwC LEBANON
- Nadim Abboud  
LAW OFFICE OF A. ABBOUD & ASSOCIATES
- Suzane AbiKhalil  
PwC LEBANON
- Wassim Abou Nader  
MENA CITY LAWYERS
- Wadih Abou Nasr  
PwC LEBANON
- Samir Ali Ahmad  
AA ARCHITECTS
- Karen Baroud  
PwC LEBANON
- Jean Baroudi  
BAROUDI & ASSOCIATES
- Tarek Baz  
HYAM G. MALLAT LAW FIRM
- Katia Bou Assi  
MOGHAIZEL LAW OFFICE
- Nayla Chemaly  
MENA CITY LAWYERS
- Najib Choucair  
CENTRAL BANK OF LEBANON
- Alice Choueiri  
MENA CITY LAWYERS
- Sanaa Daakour  
MENA CITY LAWYERS
- Aline Dantziguian  
CHAMBER OF COMMERCE, INDUSTRY & AGRICULTURE OF BEIRUT
- Michel Doueihy  
BADRI AND SALIM EL MEOUCHI LAW FIRM, MEMBER OF INTERLEGES
- Hanadi El Hajj  
MENA CITY LAWYERS
- Sarah Fakhry  
BADRI AND SALIM EL MEOUCHI LAW FIRM, MEMBER OF INTERLEGES
- Hadi Fathallah  
ESCO FATHALLAH & Co.
- Izzat Fathallah  
ESCO FATHALLAH & Co.
- Dania George  
PwC LEBANON
- Abdallah Hayek  
HAYEK GROUP
- Alexa Hechaime  
HECHAIME LAW FIRM
- Wajih Hechaime  
HECHAIME LAW FIRM
- Walid Honein  
BADRI AND SALIM EL MEOUCHI LAW FIRM, MEMBER OF INTERLEGES
- Dany Issa  
MOGHAIZEL LAW OFFICE
- Fady Jamaledine  
MENA CITY LAWYERS
- Elie Kachouh  
ELC TRANSPORT SERVICES SAL
- Georges Kadige  
KADIGE & KADIGE LAW FIRM
- Michel Kadige  
KADIGE & KADIGE LAW FIRM
- Lea Kai  
MENA CITY LAWYERS
- Najib Khattar  
KHATTAR ASSOCIATES
- Georges Mallat  
HYAM G. MALLAT LAW FIRM
- Nabil Mallat  
HYAM G. MALLAT LAW FIRM
- Rachad Medawar  
OBEID & MEDAWAR LAW FIRM
- Fadi Moghaizel  
MOGHAIZEL LAW OFFICE
- Mirvat Mostafa  
MENA CITY LAWYERS
- Myriam Moughabghab  
BADRI AND SALIM EL MEOUCHI LAW FIRM, MEMBER OF INTERLEGES
- Andre Nader  
NADER LAW OFFICE
- Rana Nader  
NADER LAW OFFICE

Toufic Nehme  
LAW OFFICES OF ALBERT LAHAM

Mireille Richa  
TYAN & ZGHEIB LAW FIRM

Jihan Rizk Khattar  
KHATTAR ASSOCIATES

Jihad Rizkallah  
BADRI AND SALIM EL MEOUCHI LAW  
FIRM, MEMBER OF INTERLEGES

Samir Safa  
BAROUDI & ASSOCIATES

Joseph Safar  
HAYEK GROUP

Rached Sarkis  
CONSULTANT

Antoine Sfeir  
BADRI AND SALIM EL MEOUCHI LAW  
FIRM, MEMBER OF INTERLEGES

Mona Sfeir  
HYAM G. MALLAT LAW FIRM

Rami Smayra  
SMAYRA LAW OFFICE

George Tannous  
BEIRUT INTERNATIONAL MOVERS

Bassel Tohme  
MENA CITY LAWYERS

Nady Tyán  
TYAN & ZGHEIB LAW FIRM

Rania Yazbeck  
TYAN & ZGHEIB LAW FIRM

**LESOTHO**

ARCHIPLAN STUDIO  
HARLEY & MORRIS  
REGISTRAR-GENERAL

Mark Badenhorst  
PWC SOUTH AFRICA

Thakane Chimombe  
NALEDI CHAMBERS INC.

Paul De Chalaín  
PWC SOUTH AFRICA

Fumane Khabo  
LABOUR COURT

Gerhard Gouws  
NEDBANK LESOTHO LTD.

M. HooHo  
HIGH COURT

Lebereko Lethobane  
LABOUR COURT LESOTHO

Realebaha Makamane  
HIGH COURT

Tseliso Daniel Makhaphela  
LAND ADMINISTRATION AUTHORITY

Thakane Makume  
LESOTHO ELECTRICITY COMPANY  
(PTY) LTD.

Moeketsi Marumo  
POWERCONSULT (PTY) LTD.

Leoma Matamne  
MOLEPE QUANTITY SURVEYORS

Kolisang Mochesane Lephohisa  
DU PREZZ LIEBETRAU & CO.

Denis Molyneaux  
WEBBER NEWDIGATE

Tseliso Monaphathi  
HIGH COURT

Phillip Mopethe  
PHILLIPS CLEARING & FORWARDING  
AGENT (PTY) LTD.

Molemo Motseki

Bulane None  
ULTIMATE SOLUTION

Poulo Nono  
THE LEGAL VOICE

Theodore Ntlatlapa  
DNT ARCHITECTS

Pulane Ramonene  
NEDBANK LESOTHO LTD.

Duduzile Seamatha  
SHEERAN & ASSOCIATES

Tiisetso Sello-Mafatle  
SELLO-MAFATLE ATTORNEYS

Lindiwe Sephomolo  
L. SEPHOMOLO CHAMBERS

Moorese Tau Thabane  
MOPOLO, TAU - THABANE AND CO.

Phoka Thene

Sehaba Thibeli  
TRIANGLE FREIGHT

George Thokoa  
MASERU ELECTRO SERVICES PTY LTD.

Refiloe Thulo  
K. R. CONSULTANTS

**LIBERIA**

JAFAIN CONSORTIUM  
LIBERIA LAW SERVICES

Andrew Anderson  
GENTLE CLEARING & FORWARDING LTD.

Gideon Ayi-Owoo  
PWC GHANA

Khalil Azar  
BEEVER COMPANY

Golda A. Bonah  
SHERMAN & SHERMAN

F. Augustus Caesar Jr.  
CAESAR ARCHITECTS, INC.

Henry Reed Cooper  
COOPER & TOGBAH LAW OFFICE

Frank Musah Dean  
DEAN & ASSOCIATES

Fonsia Donzo  
CENTRAL BANK OF LIBERIA

Christine Sonpon Freeman  
COOPER & TOGBAH LAW OFFICE

Paul Greene  
MINISTRY OF FINANCE

Anthony Henry  
CUTTINGTON UNIVERSITY GRADUATE  
SCHOOL

Cyril Jones  
JONES & JONES

Mohamedu F. Jones  
LIBERIAN LEGAL INTERNATIONAL INC.

Abu Kamara  
MINISTRY OF COMMERCE & INDUSTRY

Monkpeh Karr  
FRONTIER LOGISTICS

Samuel T. K. Kortimai  
COOPER & TOGBAH LAW OFFICE

Samuel F. Kpakio  
MINISTRY OF PUBLIC WORKS

George Kwatia  
PWC GHANA

Marie Norman  
CITY CORPORATION OF MONROVIA

Christiana Osei-Mensah  
PWC GHANA

Sylvester Rennie  
COOPER & TOGBAH LAW OFFICE

Kwame L. Richardson  
ODEBRECHT

Lasana Sasay  
MINISTRY OF PUBLIC WORKS

Yancy Seeboe  
NATIONAL CUSTOM BROKERS  
ASSOCIATION OF LIBERIA

Amos Siebo  
MINISTRY OF STATE FOR PRESIDENTIAL  
AFFAIRS

Pierre Valentin Tchol Kaldjob  
PWC GHANA

Benjamin M. Togbah  
COOPER & TOGBAH LAW OFFICE

G. Lahaison Waritay  
MINISTRY OF PUBLIC WORKS

Darcy White  
PWC GHANA

Melvin Yates  
COMPASS INC., CLEARING AND  
FORWARDING

**LITHUANIA**

BANK OF LITHUANIA

Tomas Ambrasas  
TARK GRUNTE SUTKIENE

Loreta Andziulyte  
PROVENTUSLAW LT

Dovile Aukstuolyte  
ECOVIS MISKINIS, KVAINAUSKAS IR  
PARTNERIAI ADVOKATU KONTORA

Pavel Balbatunov

Petras Baltusevičius  
DSV TRANSPORT UAB

Donatas Baranauskas  
VILNIAUS MIESTO 14 - ASIS NOTARU  
BIURAS

Šarūnas Basijokas  
GLIMSTEDT

Vilius Bernatonis  
TARK GRUNTE SUTKIENE

Renata Beržanskienė  
SORAINEN

Andrius Bogdanovičius  
JSC CREDITINGO LIETUVA

Dovile Cepulyte  
LAW FIRM LAWWIN

Giedre Cerniauske  
LAW FIRM LAWWIN

Giedre Dailidenaitė  
VARUL

Giedre Domkute  
AAA BALTIC SERVICE COMPANY  
-LAW FIRM

Dalia Foigt-Norvaišienė  
ATTORNEYS AT LAW BORENIUS

Rimante Gentvilaite  
VARUL

Yvonne Goldammer  
BNT HEEMANN KLAUBERG KRAUKLIS  
APB

Simas Gudynas  
LAW FIRM LAWWIN

Arturas Gutauskas  
ECOVIS MISKINIS, KVAINAUSKAS IR  
PARTNERIAI ADVOKATU KONTORA

Frank Heemann  
BNT HEEMANN KLAUBERG KRAUKLIS  
APB

Eglė Jankauskaitė  
GLIMSTEDT

Indrė Jonaitytė  
LAW FIRM LAWWIN

Ieva Kairyte  
PWC LITHUANIA

Povilas Karlonas  
SORAINEN

Inga Karulaityte-Kvainauskiene  
PROVENTUSLAW LT

Romualdas Kasperavičius  
STATE ENTERPRISE CENTRE OF REGISTERS

Jonas Kiauleikis  
ATTORNEYS AT LAW BORENIUS

Jurgita Kiškūnaitė  
LAW FIRM ZABIELA, ZABELAITE &  
PARTNERS

Kristina Kriščiūnaitė  
PWC LITHUANIA

Ronaldas Kubilius  
PWC LITHUANIA

Egidijus Kundelis  
PWC LITHUANIA

Žilvinas Kvietkus  
RAIDLA LEJINS & NORCOUS

Gytis Malinauskas  
SORAINEN

Linas Margevičius  
LEGAL BUREAU OF LINAS MARGEVICIUS

Rūta Matonienė  
VILNIUS CITY MUNICIPALITY

Vaidotas Melynavičius  
AAA BALTIC SERVICE COMPANY  
-LAW FIRM

Tomas Mieliauskas  
LAW FIRM FORESTA

Ana Mikuliene  
PROVENTUSLAW LT

Bronislovas Mikūta  
STATE ENTERPRISE CENTRE OF REGISTERS

Jurate Misionyte  
TARK GRUNTE SUTKIENE

Asta Misiukiene  
MINISTRY OF ECONOMY

Žygmantas Pacevičius  
ATTORNEYS AT LAW BORENIUS

Rytis Paukste  
LAW FIRM LAWWIN

Algirdas Pekšys  
SORAINEN

Angelija Petrauskienė  
VILNIUS CITY MUNICIPALITY

Aidas Petrosius  
STATE ENTERPRISE CENTRE OF REGISTERS

Lina Radavičienė  
LAW FIRM LAWWIN

Justina Rakauskaitė  
GLIMSTEDT

Lina Ramanauskaite

Marius Rindinas  
LAW FIRM ZABIELA, ZABELAITE &  
PARTNERS

Andrius Sidlauskas  
ATTORNEYS AT LAW BORENIUS

Rimantas Simaitis  
RAIDLA LEJINS & NORCOUS

Diana Skripetiene  
STATE ENTERPRISE CENTRE OF REGISTERS

Alius Stamkauskas  
UAB ELMONTA

Jonas Stamkauskas  
UAB ELMONTA

Marius Stračkaitis  
LITHUANIAN NOTARY CHAMBER

Ieva Tarailiene  
STATE ENTERPRISE CENTRE OF REGISTERS

Vilija Vaitkutė Pavan  
LAW FIRM LAWWIN

Darius Zabiela  
LAW FIRM ZABIELA, ZABELAITE &  
PARTNERS

Audrius Žyvas  
GLIMSTEDT

**LUXEMBOURG**

ALLEN & OVERY LUXEMBOURG  
PWC LUXEMBOURG

SERVICE DE L'URBANISME POLICE DES  
BATISSES

Sebastien Bos  
OPF PARTNERS

Eleonora Broman  
LOYENS & LOEFF

Guy Castegnaro  
IUS LABORIS LUXEMBOURG,  
CASTEGNARO

Gérard Eischen  
CHAMBER OF COMMERCE OF THE  
GRAND-DUCHY OF LUXEMBOURG

Annie Elfassi  
LOYENS & LOEFF

Ambroise Foerster  
LOYENS & LOEFF

Peggy Goossens  
PIERRE THIELEN AVOCATS

Alain Grosjean  
BONN & SCHMITT

Vincent Hieff  
CHAMBER OF COMMERCE OF THE  
GRAND-DUCHY OF LUXEMBOURG

Véronique Hoffeld  
LOYENS & LOEFF

Paul Hoffmann  
CREOS LUXEMBOURG S.A.

Christian Jungers  
KLEYR GRASSO ASSOCIES

Tom Loesch  
ETUDE LOESCH

Nathalie Mangen  
BONN & SCHMITT

Marc Meyer  
CREOS LUXEMBOURG S.A.

Marco Peters  
CREOS LUXEMBOURG S.A.

Judith Raijmackers  
LOYENS & LOEFF

Sandra Rapp  
KLEYR GRASSO ASSOCIES

Jean-Luc Schaus  
PIERRE THIELEN AVOCATS

Roger Schintgen  
PAUL WURTH S.A. SOCIÉTÉ ANONYME

Alex Schmitt  
BONN & SCHMITT

Danielle Schmit  
CREOS LUXEMBOURG S.A.

Alessandro Sorcinelli  
LINKLATERS

**MACEDONIA, FYR**

Natasa Andreeva  
NATIONAL BANK OF THE REPUBLIC OF  
MACEDONIA

Zlatko Antevski  
LAWYERS ANTEVSKI

Aleksandra Arsovska  
IKRP ROKAS & PARTNERS

Rubin Atanasoski  
TIMELPROJECT ENGINEERING

Benita Beleshkova  
IKRP ROKAS & PARTNERS

Dragan Blažev  
TIMELPROJECT ENGINEERING

Dejan Bogdanovski  
REPUBLIC OF MACEDONIA,  
MUNICIPALITY OF ILINDEN

Slavica Bogojeva  
MACEDONIAN CREDIT BUREAU AD  
SKOPIE

Viktor Bogorojceski  
STOJKOSKA ATTORNEY AT LAW

Ema Cubrinovska  
ENERGO DIZAIN

Ljupco Cubrinovski  
ENERGO DIZAIN

- Andrej Dameski  
PwC MACEDONIA
- Julijana Dimitrievska  
REPUBLIC OF MACEDONIA,  
MUNICIPALITY OF ILINDEN
- Mile Doldurov  
STOJKOSKA ATTORNEY AT LAW
- Ljupco Georgievski  
AGENCY FOR REAL ESTATE CADASTRE
- Marijana Gjoreska  
CENTRAL REGISTRY OF THE REPUBLIC OF  
MACEDONIA
- Sonja Gjirevska  
CAKMAKOVA ADVOCATES
- Zoranco Griovski  
REPUBLIC OF MACEDONIA,  
MUNICIPALITY OF ILINDEN
- Werner Hengst  
EVN MACEDONIA
- Biljana Ickovska  
LAW OFFICE NIKOLOVSKI & ASSOCIATES
- Aleksandar Ickovski  
TAX & LEGAL CONSULTANT
- Maja Jakimovska  
CAKMAKOVA ADVOCATES
- Dragana Jashevica  
LAW OFFICE NIKOLOVSKI & ASSOCIATES
- Aneta Jovanoska Trajanovska  
LAWYERS ANTEVSKI
- Lenche Karpuzovska  
EVN MACEDONIA
- Dejan Knezović  
LAW OFFICE KNEZOVIC & ASSOCIATES
- Vancho Kostadinovski  
CENTRAL REGISTRY OF THE REPUBLIC OF  
MACEDONIA
- Antonio Kostanov  
ENFORCEMENT AGENT REPUBLIC OF  
MACEDONIA
- Aleksandra Kostovska  
STOJKOSKA ATTORNEY AT LAW
- Ivana Lekic  
PwC MACEDONIA
- Miroslav Marchev  
PwC MACEDONIA
- Mirjana Markovska  
STOJKOSKA ATTORNEY AT LAW
- Oliver Mirchevski  
EVN MACEDONIA
- Irena Mitkovska  
LAWYERS ANTEVSKI
- Martin Monevski  
MONEVSKI LAW FIRM
- Valerjan Monevski  
MONEVSKI LAW FIRM
- Elena Mucheva  
NATIONAL BANK OF THE REPUBLIC OF  
MACEDONIA
- Svetlana Neceva  
LAW OFFICE PEPELJUGOSKI
- Marina Nikoloska  
CAKMAKOVA ADVOCATES
- Marija Nikolova  
LAW OFFICE KNEZOVIC & ASSOCIATES
- Vesna Nikolovska  
LAW OFFICE NIKOLOVSKI & ASSOCIATES
- Goran Nikolovski  
LAW OFFICE NIKOLOVSKI & ASSOCIATES
- Zlatko Nikolovski  
NOTARY CHAMBER OF R. OF  
MACEDONIA
- Martin Odzaklieski  
MINISTRY OF TRANSPORT AND  
COMMUNICATIONS
- Vasil Pavloski  
MINISTRY OF ECONOMY
- Valentin Pepeljuginoski  
LAW OFFICE PEPELJUGOSKI
- Sonja Peshevska  
LAW OFFICE PEPELJUGOSKI
- Zorica Pulejkova  
REPUBLIC OF MACEDONIA NOTARY  
PUBLIC
- Viktor Ristovski  
CAKMAKOVA ADVOCATES
- Ljubica Ruben  
MENS LEGIS LAW FIRM
- Biljana Saraginoва  
MONEVSKI LAW FIRM
- Simonida  
Shosholceva-Giannitsakis  
IKRP ROKAS & PARTNERS
- Milica Shutova  
CAKMAKOVA ADVOCATES
- Alexander Sipek  
EVN MACEDONIA
- Ivica Smilevski  
CHAMBER OF BANKRUPTCY MANAGERS  
OF THE REPUBLIC OF MACEDONIA
- Ljupka Stojanovska  
LAW OFFICE NIKOLOVSKI & ASSOCIATES
- Zika Stojanovski  
REPUBLIC OF MACEDONIA,  
MUNICIPALITY OF ILINDEN
- Suzana Stojkoska  
STOJKOSKA ATTORNEY AT LAW
- Margareta Taseva  
CAKMAKOVA ADVOCATES
- Dragica Tasevska  
NATIONAL BANK OF THE REPUBLIC OF  
MACEDONIA
- Stefan Trost  
EVN MACEDONIA
- Vladimir Vasilevski  
BETASPED D.O.O.
- Tome Velkovski  
MINISTRY OF ECONOMY
- Zlatko Veterovski  
CUSTOMS ADMINISTRATION
- Milica Zafirova  
STOJKOSKA ATTORNEY AT LAW
- MADAGASCAR**  
BUREAU DE LIAISON SGS  
CABINET JOHN W. FFOOKS & CO.  
CABINET SIGMA CONSULTING  
Eric Robson Andriamihaja  
ECONOMIC DEVELOPMENT BOARD OF  
MADAGASCAR  
Tsiry Andriamisamanana  
MADAGASCAR CONSEIL INTERNATIONAL  
Andriamanalina Andrianjaka  
OFFICE NOTARIAL DE TAMATAVE  
Wasoudeou Balloo  
KPMG MADAGASCAR  
Yves Duchateau  
SDV LOGISTICS  
Raphaël Jakob  
MADAGASCAR CONSEIL INTERNATIONAL  
Hanna Keyserlingk  
CABINET HK JURIFISC  
Jean Claude Liong  
KPMG MADAGASCAR  
Pascaline R. Rasamoelirisoa  
DELTA AUDIT DELOITTE  
Julie R. Ratsimisetra  
GROUPEMENT DES ENTREPRISES  
FRANCHES ET PARTENAIRES (GEFF)  
Sahondra Rabenarivo  
MADAGASCAR LAW OFFICES  
Pierrette Rajaonarisoa  
SDV LOGISTICS
- Serge Lucien Rajoelina  
JIRO SY RANO MALAGASY (JIRAMA)
- Tojo Rakotomamonjy  
ETUDE RAZANADRAKOTO RUA
- Danielle Rakotomanana  
CABINET RAKOTOMANANA
- Heritiana Rakotosalama  
LEGISLINK CONSULTING
- Mamisoa Rakotosalama  
LEGISLINK CONSULTING
- Lanto Tiana Ralison  
PwC MADAGASCAR
- Martial Ralison  
JIRO SY RANO MALAGASY (JIRAMA)
- Gérard Ramarijaona  
PRIME LEX
- Roland Ramarijaona  
DELTA AUDIT DELOITTE
- Laingo Ramarimbahoaka  
MADAGASCAR CONSEIL INTERNATIONAL
- Heritiana Rabeloson  
JIRO SY RANO MALAGASY (JIRAMA)
- Zakazo Ranaivoson  
CABINET DE CONSEILS D'ENTREPRISES
- William Randrianarivo  
PwC MADAGASCAR
- Sahondra Rasoarisoa  
DELTA AUDIT DELOITTE
- Michael Ratrimo  
MADAGASCAR INTERNATIONAL  
CONTAINER TERMINAL SERVICES LTD.
- Mahery Ratsimandresy  
PRIME LEX
- Théodore Raveloarison  
JARY - BUREAU D'ÉTUDES  
ARCHITECTURE INGENIERIE
- Andry Nirina Ravelojaona  
BANQUE CENTRALE DE MADAGASCAR
- Andriamisa Ravelomanana  
PwC MADAGASCAR
- Jean Marcel Razafimahenina  
DELTA AUDIT DELOITTE
- Rija Nirina Razanadrakoto  
ETUDE RAZANADRAKOTO RUA
- Rivolala Razanatsimba  
JIRO SY RANO MALAGASY (JIRAMA)
- Ida Soamiliarimana  
MADAGASCAR CONSEIL INTERNATIONAL
- MALAWI**  
MALAWI REVENUE AUTHORITY  
MANICA AFRICA PTY. LTD.  
Dino Amritlal Raval  
WILSON & MORGAN  
Kevin M. Carpenter  
PwC MALAWI  
Richard Chakana  
2PS CARGO CO.  
Joseph Chavula  
FIRST MERCHANT BANK LTD.  
Marshal Chilenga  
TF & PARTNERS  
Gautoni D. Kainja  
KAINJA & DZONZI  
Chimwemwe Kalua  
GOLDEN & LAW  
Dannie J. Kamwaza  
KAMWAZA DESIGN PARTNERSHIP  
Frank Edgar Kapanda  
HIGH COURT OF MALAWI  
Andrews Katuya  
DOWELL & JONES, ATTORNEYS-AT-LAW  
Shabir Latif  
SACRANIE, GOW & CO.
- Alfred Majamanda  
MBENDERA & NKHONO ASSOCIATES
- James Masumbu  
TEMBUJ, MASUMBU & CO.
- Raphael Mhone  
RACANE ASSOCIATES
- Vyamala Moyo  
PwC MALAWI
- Charles Mvula  
DUMA ELECTRICS - CONTROL  
SYSTEMS AND ENERGY MANAGEMENT
- Davis Njobvu  
SAVJANI & CO.
- Dinker A. Raval  
WILSON & MORGAN
- MALAYSIA**  
BANK NEGARA MALAYSIA  
INTEGRATED LOGISTICS SOLUTIONS  
SDN BHD  
PORT KLANG AUTHORITIES  
Halimi Abd Manaf  
MINISTRY OF HOUSING AND LOCAL  
GOVERNMENT  
Nor Azimah Abdul Aziz  
COMPANIES COMMISSION OF MALAYSIA  
Abdul Karim Abdul Jalil  
MALAYSIA DEPARTMENT OF INSOLVENCY  
Mohammad Rohaimy Abdul  
Rahim  
MINISTRY OF INTERNATIONAL TRADE  
AND INDUSTRY  
Sonia Abraham  
AZMAN, DAVIDSON & CO.  
Wilfred Abraham  
ZUL RAFIQUE & PARTNERS, ADVOCATE  
& SOLICITORS  
Alwizah Al-Yafii Ahmad Kamal  
ZAID IBRAHIM & CO (ZICO)  
Dato' Abdul Halim Ain  
DEPARTMENT OF DIRECTOR GENERAL OF  
LAND & MINES  
Dato' Sh. Yahya bin Sh.  
Mohamed Almurisi  
MINISTRY OF HUMAN RESOURCE  
Adrian Azlan  
WESTPORTS MALAYSIA SDN BHD  
Mohd Azlan B. Mohd Radzi  
LAND & MINES OFFICE  
Anita Balakrishnan  
SHEARN DELAMORE & CO.  
Abdul Murad Bin Che Chik  
KC Chan  
FREIGHT TRANSPORT NETWORK SDN.  
BHD.  
Hong Yun Chang  
TAY & PARTNERS  
Ar Teoh Chee Wui  
Ruban Chelliah  
STANCO AND RUCHE CONSULTING  
Andrew Ean Vooi Chiew  
LEE HISHAMMUDDIN ALLEN & GELDHILL  
Tze Keong Chung  
CTOS DATA SYSTEMS SDN BHD  
Walter Culas  
AIR FREIGHT FORWARDERS ASSOCIATION  
OF MALAYSIA (AFAM)  
Nadesh Ganabaskaran  
ZUL RAFIQUE & PARTNERS, ADVOCATE  
& SOLICITORS  
Tiew Hai San  
MINISTRY OF FEDERAL TERRITORIES AND  
URBAN WELLBEING  
Dato' Hashim Hamzah  
FEDERAL COURT OF MALAYSIA  
Betty Hasan  
MINISTRY OF HUMAN RESOURCE
- Ramli Hazra Izadi  
LKMD ARCHITECTURE
- Ang Seng Hing  
USHAMAS FORWARDING (M) SDN.  
BHD.
- Hj. Hasim Hj. Ismail  
LAND & MINES OFFICE
- Hung Hoong  
SHEARN DELAMORE & CO.
- Rohani Ismail  
SESSION COURT KUALA LUMPUR
- Norhaiza Jemon  
COMPANIES COMMISSION OF MALAYSIA
- Kumar Kanagasabai  
SKRINE, MEMBER OF LEX MUNDI
- Kumar Kanagasingam  
LEE HISHAMMUDDIN ALLEN & GELDHILL
- Kesavan Karupiah  
MINISTRY OF HUMAN RESOURCE
- Azemi Kasim  
DEPARTMENT OF DIRECTOR GENERAL OF  
LAND & MINES
- Geeta Kaur  
SDV TRANSPORT
- Teh Wai Keong  
EQUATORIAL LOGISTICS SDN BHD.
- Chuan Keat Khoo  
PwC MALAYSIA
- Loh Kok Leong  
RUSSELL BEDFORD LC & COMPANY  
- MEMBER OF RUSSELL BEDFORD  
INTERNATIONAL
- Christopher Lee  
CHRISTOPHER LEE & CO.
- Bernard Lim  
PHK MANAGEMENT SERVICES SDN BHD
- Koon Huan Lim  
SKRINE, MEMBER OF LEX MUNDI
- Seok Hua Lim  
NORTH PORT (MALAYSIA) BHD
- Len Toong Low  
NORTH PORT (MALAYSIA) BHD
- Ir. Bashir Ahamed Maideen  
NADI CONSULT ERA SDN BHD
- Alias Marjoh  
KUALA LUMPUR CITY HALL
- Chuah Meng Sim  
RUSSELL BEDFORD LC & COMPANY  
- MEMBER OF RUSSELL BEDFORD  
INTERNATIONAL
- Rokiah Mhd Noor  
COMPANIES COMMISSION OF MALAYSIA
- Adura Mizan  
COMPANIES COMMISSION OF MALAYSIA
- Zuhaidi Mohd Shahari  
AZMI & ASSOCIATES
- Saran Nair  
CIMB GROUP
- Marina Nathan  
COMPANIES COMMISSION OF MALAYSIA
- Oy Moon Ng  
CTOS DATA SYSTEMS SDN BHD
- Swee Kee Ng  
SHEARN DELAMORE & CO.
- Shahri Omar  
NORTH PORT (MALAYSIA) BHD
- Allison Ong  
AZMAN, DAVIDSON & CO.
- Hock An Ong  
KPMG
- Aminah BT Abd. Rahman  
MINISTRY OF HOUSING AND LOCAL  
GOVERNMENT
- Sakaya Johns Rani  
PwC MALAYSIA



Sugumar Saminathan  
MALAYSIA PRODUCTIVITY CORPORATION

Andy Seo

Fiona Sequerah  
CHRISTOPHER LEE & CO.

Chan Kum Siew  
MALAYSIA PRODUCTIVITY CORPORATION

Hadiman Bin Simin  
MINISTRY OF HOUSING AND LOCAL GOVERNMENT

Rishwant Singh  
ZUL RAFIQUE & PARTNERS, ADVOCATE & SOLICITORS

Sukhbir Singh  
M & N MANAGEMENT CONSULTANTS

Kenneth Tiong  
THE ASSOCIATED CHINESE CHAMBERS OF COMMERCE AND INDUSTRY OF MALAYSIA (ACCCIM)

Sugumaran Vairavappillai  
TENAGA NASIONAL BERHAD

Heng Choon Wan  
PWC MALAYSIA

Chee Lin Wong  
SKRINE, MEMBER OF LEX MUNDI

Keat Ching Wong  
ZUL RAFIQUE & PARTNERS, ADVOCATE & SOLICITORS

Clifford Eng Hong Yap  
PWC MALAYSIA

#### MALDIVES

Mohamed Abdul Azeez  
AIMA CONSTRUCTION COMPANY PVT LTD.

Mohamed Ahsan  
ARCHENG STUDIO PVT LTD.

Yamuna Amaraperuma  
KPMG

Arafath  
GLOBAL CARGO CARE

Jatindra Bhatray  
PWC MALDIVES

Asma Chan-Rahim  
SHAH, HUSSAIN & CO. BARRISTERS & ATTORNEYS

Mohamed Fahad  
GLOBAL CARGO CARE

Mohamed Fizan  
SHAH, HUSSAIN & CO. BARRISTERS & ATTORNEYS

Charith Gunathilaka  
KPMG

Mohamed Hameed  
ANTRAC PVT. LTD.

Shamila Jayasekera  
KPMG

Laila Manik  
SHAH, HUSSAIN & CO. BARRISTERS & ATTORNEYS

Prasanta Misra  
PWC MALDIVES

Abdul Samad Mohamed  
SMD AUDIT & CONSULTANCY

Ahmed Murad  
MAZLAN & MURAD LAW ASSOCIATES

Jagath Perera  
KPMG

Mazlan Rasheed  
MAZLAN & MURAD LAW ASSOCIATES

Sam  
GLOBAL CARGO CARE

Ishan Sampath  
KPMG

Shuaib M. Shah  
SHAH, HUSSAIN & CO. BARRISTERS & ATTORNEYS

Upul Shantha  
KPMG

Mizna Shareef  
SHAH, HUSSAIN & CO. BARRISTERS & ATTORNEYS

Abdul Malik Thoufeeg  
STELCO

#### MALI

CABINET JOHN W. FHOOKS & CO.

DAMCO

Ahmadou Al Aminou Lo  
BCEAO

Oumar Bane  
JURIFIS CONSULT

Amadou Camara  
SCP CAMARA TRAORÉ

Céline Camara Sib  
ETUDE ME CELINE CAMARA SIB

Boubacar Coulibaly  
MATRANS

Elvis Dano  
PWC CÔTE D'IVOIRE

Fatoumata D. Diarra  
AFRICAN LEGAL & TAX MALI (ALT-MALI)

Aboubacar S. Diarra  
MINISTÈRE DE LA JUSTICE, GARDE DES SCEAUX

Fatimata Dicko Zouboye

Djibril Guindo  
JURIFIS CONSULT

Maiga Seydou Ibrahim  
CABINET D'AVOCATS SEYDOU IBRAHIM MAIGA

Awa Kane  
MATRANS

Mamadou Ismaila Konate  
JURIFIS CONSULT

Amadou Maiga  
MAIRIE DU MALI

Maiga Mamadou  
AGENCE NATIONALE D'ASSISTANCE MEDICALE

Adeline Messou  
PWC CÔTE D'IVOIRE

Bérenger Y. Meuke  
JURIFIS CONSULT

Keita Zeinabou Sacko  
API MALI

Alassane T. Sangaré  
NOTARY

Djibril Semega  
CABINET SEAG CONSEIL

Désiré Sidibé  
ETUDE ME CELINE CAMARA SIB

Toumani Sidibe  
MINISTÈRE DES AFFAIRES ETRANGÈRES ET DE LA COOPÉRATION INTERNATIONALE

Perignama Sylla  
ARCHITECT DE/AU

Dominique Taty  
PWC CÔTE D'IVOIRE

Imirane A. Touré  
DIRECTION NATIONALE DE L'URBANISME ET DE L'HABITAT

Alassane Traoré  
ICON SARL

Fousséni Traoré  
PWC CÔTE D'IVOIRE

Mahamadou Traore

Emmanuel Yehouessi  
BCEAO

#### MALTA

Shawn Agius  
INLAND REVENUE DEPARTMENT

Alexia Albani  
BANK OF VALLETTA

Randolph Aquilina  
INLAND REVENUE DEPARTMENT

Matthew Attard  
GANADO & ASSOCIATES - ADVOCATES

John Bonello  
SCERRI & BONELLO ADVOCATES

Leonard Bonello  
GANADO & ASSOCIATES - ADVOCATES

Paul Bonello  
MINISTRY OF FINANCE DEPARTMENT OF CUSTOMS

Caroline Borg  
MALTA FREEPORT TERMINALS LIMITED

Kris Borg  
DR KRIS BORG & ASSOCIATES - ADVOCATES

Maria Clara Borg  
EMD ADVOCATES

Mario Raymond Borg  
INLAND REVENUE DEPARTMENT

Katrina Borg Cardona  
MALTA ENTERPRISE

Joseph P. Brincat  
MINISTRY OF FINANCE DEPARTMENT OF CUSTOMS

Ann M. Bugeja  
CSB ADVOCATES

George Bugeja  
GANADO & ASSOCIATES - ADVOCATES

Adrian Cachia  
MALTA FREEPORT TERMINALS LIMITED

André Camilleri  
MALTA FINANCIAL SERVICES AUTHORITY (MFSA)

Kenneth Camilleri  
CHETCUTI CAUCHI ADVOCATES

Paul Camilleri  
PAUL CAMILLERI & ASSOCIATES

Simon Camilleri  
CREDITINFO

Joseph Caruana  
MALTA FINANCIAL SERVICES AUTHORITY (MFSA)

David Cassar  
MALTA ENVIRONMENT & PLANNING AUTHORITY (MEPA)

Jean-Philippe Chetcuti  
CHETCUTI CAUCHI ADVOCATES

Maria Chetcuti Cauchi  
CHETCUTI CAUCHI ADVOCATES

Jeanette Ciantar  
FENECH & FENECH ADVOCATES

Edward Dalmas  
MALTA FINANCIAL SERVICES AUTHORITY (MFSA)

Edward DeBono  
FENECH & FENECH ADVOCATES

Sergio Ebejer  
INLAND REVENUE DEPARTMENT

Italo Ellul  
EMD ADVOCATES

Hilda Ellul-Mercer  
DR KRIS BORG & ASSOCIATES - ADVOCATES

Alfred Farrugia  
WORLD EXPRESS LOGISTICS

David Felice  
ARCHITECTURE PROJECT

Ramon Fiott  
MALTA ENTERPRISE

George Francalanza  
MALTA ENTERPRISE

Antoine S Galea  
ENEMALTA CORPORATION

Matthew Galea Debono  
CSB ADVOCATES

Neville Gatt  
PWC

Christabelle Gauci  
CSB ADVOCATES

Mark Gauci  
OCCUPATIONAL HEALTH AND SAFETY AUTHORITY (OHSAA)

Keith German  
LAND REGISTRY

Joseph Ghio  
FENECH & FENECH ADVOCATES

Steve Gingell  
PWC

Joseph Grech  
MALTA ENTERPRISE

Marisa Grech  
LAND REGISTRY

Sandro Grech  
SG MALTA LIMITED - CORRESPONDENT OF RUSSELL BEDFORD INTERNATIONAL

Karl Grech Orr  
GANADO & ASSOCIATES - ADVOCATES

Peter Grima  
ENEMALTA CORPORATION

Stefan Grima  
BANK OF VALLETTA

Josef Laferla  
SCERRI & BONELLO ADVOCATES

Kevin Loughborough  
COBRA INSTALLATIONS

Adrian Mallia  
MALTA FREEPORT TERMINALS LIMITED

Chris Mallia  
GANADO & ASSOCIATES - ADVOCATES

Allan Micallef  
ENEMALTA CORPORATION

Priscilla Mifsud Parker  
CHETCUTI CAUCHI ADVOCATES

Henri Mizzi  
CAMILLERI PREZIOSI

Robert Mizzi  
GANADO & ASSOCIATES - ADVOCATES

John Paris  
CREDITINFO

Reynold Portelli  
MALTA FREEPORT TERMINALS LIMITED

Julienne Portelli Demajo  
GANADO & ASSOCIATES - ADVOCATES

Dion Buhagiar Said  
SMS LOGISTICS

Claude Sapiano  
LAND REGISTRY

Albert Scerri  
MINISTRY OF FINANCE DEPARTMENT OF CUSTOMS

Joseph Scicluna  
SCICLUNA & ASSOCIATES

Simon Scicluna  
SCICLUNA & ASSOCIATES

Andrei Vella  
CAMILLERI PREZIOSI

Noel Vella  
DEPARTMENT OF INDUSTRIAL AND EMPLOYMENT RELATIONS

Simone Vella Lenicker  
ARCHITECTURE PROJECT

Austin Walker  
MALTA ENVIRONMENT & PLANNING AUTHORITY (MEPA)

Mark Wirth  
PWC

Angelo Xuereb  
AX HOLDINGS

Quentin Zahra  
EUROFREIGHT

Silvana Zammit  
CHETCUTI CAUCHI ADVOCATES

Andrew J. Zammit  
CSB ADVOCATES

John Zarb  
PWC

#### MARSHALL ISLANDS

BANK OF MARSHALL ISLANDS

MARSHALLS ENERGY COMPANY

Helkena Anni  
MARSHALL ISLANDS REGISTRY

Kenneth Barden  
DR ATTORNEY-AT-LAW

Raquel De Leon  
MARSHALL ISLANDS SOCIAL SECURITY ADMINISTRATION

Jerry Kramer  
PACIFIC INTERNATIONAL, INC.

James McCaffrey  
THE MCCAFFREY FIRM, LTD.

Dennis Reeder  
RMI RECEIVERSHIPS

Liz Rodick  
EZ PRICE MART

Scott H. Stege  
LAW OFFICES OF SCOTT STEGE

Anthony Tomlinson  
BECA INTERNATIONAL CONSULTANTS LTD.

Bori Ysawa  
ROBERT REIMERS ENTERPRISES, INC.

#### MAURITANIA

Mohamed Salem Abdy  
CABINET D'AVOCATS SALEM ABDY

Moussa Aw  
BSD & ASSOCIÉS

Tidiane Bal  
BSD & ASSOCIÉS

Mohamed El Hassen Boukhreis  
DIRECTION DES DOMAINES, DE L'ENREGISTREMENT ET DU TIMBRE

Hamoud Ismail  
SMPN

Cheikany Jules  
CHEIKHANY JULES LAW OFFICE

Abdou M'Bodj  
COMMUNAUTÉ URBAINE DE NOUAKCHOTT

Wedou Mohamed  
MAURIHANDLING

Bekaye Ould Abdelkader  
MINISTÈRE DE LA FONCTION PUBLIQUE, DU TRAVAIL ET DE LA MODERNISATION DE L'ADMINISTRATION

Mine Ould Abdoullah  
CABINET D'AVOCAT OULD ABDOULLAH

Ishagh Ould Ahmed Miské  
CABINET ISHAGH MISKE

Mohamed Ould Bouddida  
ETUDE MAÎTRE MOHAMED OULD BOUDDIDA

Abdellahi Ould Charrouk  
ATELIER ARCHITECTURE ET DESIGN

Brahim Ould Daddah  
CABINET DADDDAH CONSEILS

Brahim Ould Ebety  
LAWYER

Mohamed Mahmoud Ould  
Mohamedou  
GENISERVICES  
Ahmed Ould Radhi  
BANQUE CENTRALE DE MAURITANIE  
Abdel Fettah Ould Sidi  
Mohamed  
SOCIÉTÉ MAURITANIENNE D'ÉLECTRICITÉ  
(SOMELEC)  
Aliou Sall  
ASSURIM CONSULTING  
Aissetou Sy  
BSD & ASSOCIÉS  
Dominique Taty  
PwC CÔTE D'IVOIRE

**MAURITIUS**

Ryan Allas  
PwC MAURITIUS  
Anishah Aujayeb  
JURISTCONSULT CHAMBERS  
Mohamed Iqbal Belath  
BANK OF MAURITIUS  
Vanessa Babooa Bissonauth  
DE COMARMOND & KOENIG  
Jean-François Boisvenu  
BLC CHAMBERS  
Urmila Boolell  
BANYMANDHUB BOOLELL CHAMBERS  
James Boucher  
HSBC  
Nicolas Carcasse  
DAGON INGENIEUR CONSEIL LTÉE  
Jagwantsing Chetlall  
GAMMA  
Jaimie Chiniyah  
BANYMANDHUB BOOLELL CHAMBERS  
D.P. Chinien  
REGISTRAR OF COMPANIES AND  
BUSINESSES, OFFICE OF THE REGISTRAR  
OF COMPANIES  
Vincent Chong Leung  
UTILIS CORPORATE SERVICE  
Sandy Chuong  
GEROUDISGLOVER GHURBURRUN  
Chandansingh Chutoori  
DAGON INGENIEUR CONSEIL LTÉE  
Martine de Fleuriot de la  
Colinière  
DE COMARMOND & KOENIG  
Catherine de Rosnay  
LEGIS & PARTNERS  
Shalinee Dreepaul-Halkhoree  
JURISTCONSULT CHAMBERS  
Sapna Dwarka  
BANYMANDHUB BOOLELL CHAMBERS  
Robert Ferrat  
LEGIS & PARTNERS  
Yannick Fok  
GEROUDISGLOVER GHURBURRUN  
Poonam Geemul  
BANYMANDHUB BOOLELL CHAMBERS  
Gavin Glover  
GEROUDISGLOVER GHURBURRUN  
J. Gilbert Gnany  
THE MAURITIUS COMMERCIAL BANK  
LIMITED  
Arvin Halkhoree  
NS MANAGEMENT LTD.  
Mikash Hassamal  
GEROUDISGLOVER GHURBURRUN  
Marc Hein  
JURISTCONSULT CHAMBERS  
Reshma Hurday  
KROSS BORDER TRUST SERVICES  
LTD. - MEMBER OF RUSSELL BEDFORD  
INTERNATIONAL

Nitish Hurnaum  
GEROUDISGLOVER GHURBURRUN  
Thierry Koenig  
DE COMARMOND & KOENIG  
Anthony Leung Shing  
PwC MAURITIUS  
Jayram Luximon  
CEB  
Malcolm Moller  
APPLEBY GLOBAL  
Ramdas Mootanah  
ARCHITECTURE & DESIGN LTD.  
R. Mungly-Gulbul  
SUPREME COURT  
Loganayagan Munian  
ARTISCO INTERNATIONAL  
Mushthaq Namdarkhan  
BLC CHAMBERS  
Marie Cristelle Joanna  
Parsooramen  
BANYMANDHUB BOOLELL CHAMBERS  
Priscilla Pattoo-Mungur  
JURISTCONSULT CHAMBERS  
Siv Potayya  
WORTELS LEXUS  
Nicolas Pougnat  
BUILDING AND CIVIL ENGINEERING  
CO LTD.  
Iqbal Rajahbalee  
BLC CHAMBERS  
Vivekanand Ramburun  
MAURITIUS REVENUE AUTHORITY  
André Robert  
ATTORNEY-AT-LAW  
Wenda Sawmyaden  
CABINET DE NOTAIRE SAWMYADEN  
Gilbert Seeyave  
DCDM FINANCIAL SERVICES LTD.  
Sentokee  
CITY COUNCIL OF PORT LOUIS  
Gaetan Siew  
LAMPOTANG & SIEW ARCHITECTS LTD.

Deviantee Sobaran  
MINISTRY OF FINANCE & ECONOMIC  
DEVELOPMENT  
Chitra Soobagrah  
GEROUDISGLOVER GHURBURRUN  
Oudesh Suddul  
KROSS BORDER TRUST SERVICES  
LTD. - MEMBER OF RUSSELL BEDFORD  
INTERNATIONAL  
Vikash Takoor  
BANK OF MAURITIUS  
Parikshat Teeluck  
DAMCO LOGISTICS (MAURITIUS)  
Shamina Toofanee  
PwC MAURITIUS  
Natasha Towokul-Jiagoo  
JURISTCONSULT CHAMBERS

**MEXICO**

NDA  
Gustavo I. Alarcón Caballero  
BAKER & MCKENZIE  
Arelí Archundia  
GALAZ, YAMAZAKI, RUIZ URQUIZA,  
S.C., MEMBER OF DELOITTE TOUCHE  
TOHMATSU LIMITED  
Rafael Barragan Mendoza  
COMAD, S.C.  
Guillermo Barragan Toledo  
GONZALEZ CALVILLO, S.C.  
Ana Rosa Bobadilla  
GONZALEZ CALVILLO, S.C.  
Gilberto Calderon  
GALAZ, YAMAZAKI, RUIZ URQUIZA,  
S.C., MEMBER OF DELOITTE TOUCHE  
TOHMATSU LIMITED  
Carlos Cano  
PwC MEXICO  
Oscar O. Cano  
ADEATH LOGISTICS S.A. DE C.V.  
Santiago Carrillo  
RITCH MUELLER, S.C.  
María Casas López  
BAKER & MCKENZIE  
Hermilo Ceja  
COMISIÓN FEDERAL DE ELECTRICIDAD  
Carlos Chávez  
GALICIA Y ROBLES, S.C.  
Ernesto Chávez  
INTERCONTINENTAL NETWORK SERVICES  
Rodrigo Conesa  
RITCH MUELLER, S.C.  
Eduardo Corzo Ramos  
HOLLAND & KNIGHT-GALLÁSTEGUI Y  
LOZANO, S.C.  
Jose Covarrubias-Azuela  
SOLORZANO, CARVAJAL, GONZALEZ Y  
PEREZ-CORREA, S.C.  
Elvira Creel  
SECRETARÍA DE ENERGÍA  
Cecilia Curiel  
SÁNCHEZ DEVANNY ESEVERRI, S.C.  
Miguel de la Fuente  
NADER, HAYALUX & GOEBEL  
Oscar de la Vega  
LITTLER DE LA VEGA Y CONDE, S.C.  
Jorge de Presno  
BASHAM, RINGE Y CORREA, MEMBER OF  
IUS LABORIS  
Nicolas del Olmo  
NDA  
Luis Enrique Díaz Mirón S.  
BUFETE DIAZ MIRÓN  
Carlos Ramon Diaz Sordo  
LOPEZ VELARDE, HEFTYE Y SORIA, S.C.  
Carlos Diez Garcia  
GONZALEZ CALVILLO, S.C.  
Felipe Dominguez P.  
MOORE STEPHENS OROZCO MEDINA,  
S.C.  
Mariana Eguarte Morett  
SÁNCHEZ DEVANNY ESEVERRI, S.C.  
Lourdes Elizondo  
RITCH MUELLER, S.C.  
Dolores Enriquez  
PwC MEXICO  
Miguel Espitia  
BUFETE INTERNACIONAL  
Roberto Fagoaga  
SÁNCHEZ DEVANNY ESEVERRI, S.C.  
Lucía Fernández  
GONZALEZ CALVILLO, S.C.  
Pedro Flores Carillo  
MOORE STEPHENS OROZCO MEDINA,  
S.C.  
Julio Flores Luna  
GOODRICH, RIQUELME Y ASOCIADOS  
Manuel Galicia  
GALICIA Y ROBLES, S.C.  
Mauricio Gamboa  
TRANSUNION DE MEXICO SA SIC  
Emilio García  
SÁNCHEZ DEVANNY ESEVERRI, S.C.  
Jose Martin Garcia  
GALAZ, YAMAZAKI, RUIZ URQUIZA,  
S.C., MEMBER OF DELOITTE TOUCHE  
TOHMATSU LIMITED  
Mauricio Garza Bulnes  
J.A. TREVIÑO ABOGADOS S.A. DE C.V.

Hans Goebel  
NADER, HAYALUX & GOEBEL  
Patricia Gonzalez  
PwC MEXICO  
Marisol González Echevarría  
SÁNCHEZ DEVANNY ESEVERRI, S.C.  
Eugenia González Rivas  
GOODRICH, RIQUELME Y ASOCIADOS  
Luis Enrique Graham  
CHADBOURNE & PARKE LLP  
Mario Alberto Gutiérrez  
PwC MEXICO  
Yves Hayaux-du-Tilly  
NADER, HAYALUX & GOEBEL  
Roberto Hernandez Garcia  
COMAD, S.C.  
Angélica Huacuja  
CHADBOURNE & PARKE LLP  
Agustin Humann  
SÁNCHEZ DEVANNY ESEVERRI, S.C.  
Mauricio Hurtado  
PwC MEXICO  
Jose Ricardo Ibarra Cordova  
SÁNCHEZ DEVANNY ESEVERRI, S.C.  
Maria Isoard  
RITCH MUELLER, S.C.  
Jorge Jimenez  
LOPEZ VELARDE, HEFTYE Y SORIA, S.C.  
Jorge Jiménez  
RUSSELL BEDFORD MEXICO - MEMBER  
OF RUSSELL BEDFORD INTERNATIONAL  
Diana Juárez Martínez  
BAKER & MCKENZIE  
Alfredo Kupfer-Dominguez  
SÁNCHEZ DEVANNY ESEVERRI, S.C.  
Ricardo León-Santacruz  
SÁNCHEZ DEVANNY ESEVERRI, S.C.  
Alfonso Lopez Lajud  
GONZALEZ CALVILLO, S.C.  
Julio Luna Castillo  
COLEGIO DE INGENIEROS MECÁNICOS Y  
ELECTRICISTAS (CIME)  
Daniel Maldonado  
SÁNCHEZ DEVANNY ESEVERRI, S.C.  
Lucía Manzo  
GALICIA Y ROBLES, S.C.  
Esteban Maqueo Barnette  
MAQUEO ABOGADOS, S.C.  
José Antonio Marquez González  
NOTARY PUBLIC #2  
Bernardo Martínez Negrete  
GALICIA Y ROBLES, S.C.  
Carla E. Mendoza Pérez  
BAKER & MCKENZIE  
Carlos E. Montemayor  
PwC MEXICO  
Erika Mora  
SÁNCHEZ DEVANNY ESEVERRI, S.C.  
Guillermo Moran  
GALAZ, YAMAZAKI, RUIZ URQUIZA,  
S.C., MEMBER OF DELOITTE TOUCHE  
TOHMATSU LIMITED  
Oscar Moreno Silva  
GONZALEZ CALVILLO, S.C.  
Enrique Muñoz  
GONZALEZ CALVILLO, S.C.  
Eloy F. Muñoz M.  
IMEYEL SOLUCIONES INTEGRALES,  
S.A. DE C.V.  
Manuel Najera  
NDA  
Jorge Narváez Hasfura  
BAKER & MCKENZIE  
Marco Nava  
PwC MEXICO

Isabel Nuñez  
GONZALEZ CALVILLO, S.C.  
Diego Ortiz  
PwC MEXICO  
Juan Manuel Ortiz  
PwC MEXICO  
Arturo Pedromo  
GALICIA Y ROBLES, S.C.  
Arturo Pedromo  
GALICIA Y ROBLES, S.C.  
Eduardo Perez Armienta  
MOORE STEPHENS OROZCO MEDINA,  
S.C.  
Gerardo Perez Monter  
COLEGIO DE INGENIEROS MECÁNICOS Y  
ELECTRICISTAS (CIME)  
Fernando Perez-Correa  
SOLORZANO, CARVAJAL, GONZALEZ Y  
PEREZ-CORREA, S.C.  
Pablo Perezalonso Eguía  
RITCH MUELLER, S.C.  
Guillermo Picararchic  
PMC & ASOCIADOS  
Jose Picararchic Cohen  
PMC & ASOCIADOS  
Gizeth Polo Ballinas  
CREEL, GARCÍA-CUÉLLAR, AIZA Y  
ENRIQUEZ, S.C.  
Jose Antonio Postigo-Urbe  
SÁNCHEZ DEVANNY ESEVERRI, S.C.  
Daniel Puente  
J.A. TREVIÑO ABOGADOS S.A. DE C.V.  
David Puente-Tostado  
SÁNCHEZ DEVANNY ESEVERRI, S.C.  
Alvaro Quintana  
ALVARO QUINTANA S.C.  
Brindisi Reyes  
RITCH MUELLER, S.C.  
Eduardo Reyes Díaz-Leal  
BUFETE INTERNACIONAL  
Héctor Reyes Freaner  
BAKER & MCKENZIE  
Claudia Ríos  
PwC MEXICO  
Jose Ignacio Rivero  
GONZALEZ CALVILLO, S.C.  
Cecilia Rojas  
GALICIA Y ROBLES, S.C.  
Ivonne M. Rojas Rangel  
PMC & ASOCIADOS  
Luis M. Sada-Beltrán  
SÁNCHEZ DEVANNY ESEVERRI, S.C.  
Raúl Sahagun  
BUFETE INTERNACIONAL  
Ana Cristina Sanchez  
SECRETARÍA DE ENERGÍA  
Lucero Sánchez de la Concha  
BAKER & MCKENZIE  
Cristina Sanchez Vebber  
SÁNCHEZ DEVANNY ESEVERRI, S.C.  
Cristina Sánchez-Urtiz  
MIRANDA & ESTAVILLO, S.C.  
Francisco Santoyo  
COMISIÓN FEDERAL DE ELECTRICIDAD  
Monica Schiaffino Pérez  
LITTLER DE LA VEGA Y CONDE, S.C.  
Ernesto Silvas  
SÁNCHEZ DEVANNY ESEVERRI, S.C.  
Pietro Straulino-Rodriguez  
SÁNCHEZ DEVANNY ESEVERRI, S.C.  
Juan Francisco Torres Landa  
Ruffo  
BARRERA, SIQUEIROS Y TORRES  
LANDA, S.C.  
Jaime A. Treviño  
J.A. TREVIÑO ABOGADOS



Maribel Trigo Aja  
GOODRICH, RIQUELME Y ASOCIADOS

Rafael Vallejo  
GONZALEZ CALVILLO, S.C.

Layla Vargas Muga  
GOODRICH, RIQUELME Y ASOCIADOS

Jose Villa Ramirez  
COMAD, S.C.

Guillermo Villaseñor  
SÁNCHEZ DeVANNY ESEVERRI, S.C.

Claudio Villavicencio  
GALAZ, YAMAZAKI, RUIZ URQUIZA,  
S.C., MEMBER OF DELOITTE TOUCHE  
TOHMATSU LIMITED

Humberto Zapien  
GALAZ, YAMAZAKI, RUIZ URQUIZA,  
S.C., MEMBER OF DELOITTE TOUCHE  
TOHMATSU LIMITED

#### MICRONESIA, FED. STS.

BANK OF FSM

FSM DEVELOPMENT BANK

POHNPEI TRANSFER & STORAGE, INC.

Sweeter Aaron  
FOREIGN INVESTMENT BOARD, POHNPEI  
STATE GOVERNMENT

Kenneth Barden  
ATTORNEY-AT-LAW

Marstella Jack  
LAWYER

Simon Lihpai  
DIVISION OF FORESTRY & MARINE  
CONSERVATION

Quirino Loyola  
FOREIGN INVESTMENT BOARD, POHNPEI  
STATE GOVERNMENT

Sisananto Loyola  
POHNPEI STATE ENVIRONMENTAL  
PROTECTION AGENCY

Silberio S. Mathias  
MICROPC

Douglas Nelber  
POHNPEI STATE DEPARTMENT OF LANDS  
AND NATURAL RESOURCES

Kevin Palep  
OFFICE OF THE REGISTRAR OF  
CORPORATIONS

Ronald Pangelinan  
A&P ENTERPRISES, INC.

Kevin Pelep  
FOREIGN INVESTMENT BOARD, POHNPEI  
STATE GOVERNMENT

Bendura Rodriguez  
FOREIGN INVESTMENT BOARD, POHNPEI  
STATE GOVERNMENT

Salomon Saimon  
MICRONESIAN LEGAL SERVICES  
CORPORATION

#### MOLDOVA

ICS RED UNION FNOSA S.A.

Brian Arnold  
PwC MOLDOVA

Victor Burac  
VICTOR BURAC LAW FIRM

Andrei Caciurencu  
ACI PARTNERS LAW OFFICE

Octavian Cazac  
TURCAN CAZAC

Svetlana Ceban  
PwC MOLDOVA

Vitalie Ciofu  
GLADEI & PARTNERS

Vera Coslet  
VICTOR BURAC LAW FIRM

Sergiu Dumitrascu  
PwC MOLDOVA

Serghei Filatov  
ACI PARTNERS LAW OFFICE

Iulia Furtuna  
TURCAN CAZAC

Ana Galus  
TURCAN CAZAC

Roger Gladei  
GLADEI & PARTNERS

Silvia Grosu  
PwC MOLDOVA

Andrian Guzun  
SCHOENHERR

Vladimir Iurkovski  
SCHOENHERR

Roman Ivanov  
VERNON DAVID & ASSOCIATES

Valentin Kiba  
ELIA SA.

Boyan Kolev  
SRL CONSTRUCTPROJECT

Cristina Martin  
ACI PARTNERS LAW OFFICE

Georgeta Mincu  
IOM

Alexandru Munteanu  
INTREPRINDEREA CU CAPITAL STRAIN  
PRICewaterHOUSECOOPERS LEGAL SRL

Oxana Novicov  
NATIONAL UNION OF JUDICIAL  
OFFICERS

Igor Odobescu  
ACI PARTNERS LAW OFFICE

Aelita Orhei  
GLADEI & PARTNERS

Vladimir Palamarcuc  
TURCAN CAZAC

Ilona Panurco  
INTREPRINDEREA CU CAPITAL STRAIN  
PRICewaterHOUSECOOPERS LEGAL SRL

Carolina Parcalab  
ACI PARTNERS LAW OFFICE

Vladimir Plehov  
MARITIMTRANS

Igor Popa  
POPA & ASOCIATII LAWYERS

Dimitru Popescu  
INTREPRINDEREA CU CAPITAL STRAIN  
PRICewaterHOUSECOOPERS LEGAL SRL

Victor Rusu  
GLADEI & PARTNERS

Olga Saveliev  
TURCAN CAZAC

Alexandru Savva  
TURCAN CAZAC

Foca Silviu  
BIROUL DE CREDIT - MOLDOVA

Viorel Sirghi  
BSMB LEGAL COUNSELLORS

Mariana Stratan  
TURCAN CAZAC

Ruslan Surugiu  
NATIONAL ENERGY REGULATORY  
AGENCY OF THE REPUBLIC OF MOLDOVA

Elena Talmazan  
SC CONTABIL PRINCIPAL SRL

Alexander Tuceac  
TURCAN CAZAC

Alexander Turcan  
TURCAN CAZAC

Tatiana Vasilii  
VERNON DAVID & ASSOCIATES

#### MONGOLIA

PwC MONGOLIA

Munkhjargal Baashuu  
GTS ADVOCATES LLC

Telenged Baast  
MONOLOGISTICS WORLDWIDE LLC

Bolortsogoo Baldandorj  
ULAANBAATAR ELECTRICITY  
DISTRIBUTION NETWORK COMPANY

Buyantogos Baljinyam  
ANDERSON AND ANDERSON LLP

Batdelger  
FEA ENERGY MONGOLIA

Badarch Bayarmaa  
MAHONEY LIOTTA

Ebone. M Bishop  
ANDERSON AND ANDERSON LLP

Batzaya Bodikhuu  
ANAND & BATZAYA ADVOCATES  
LAW FIRM

David C. Buxbaum  
ANDERSON AND ANDERSON LLP

Khatanbat Dashdarjaa  
ARLEX CONSULTING SERVICES

Zoljargal Dashnyam  
GTS ADVOCATES LLC

Uyanga del Sol  
TSETS

Enkhgerel Deleg  
ANDERSON AND ANDERSON LLP

Ganbaatar  
FEA ENERGY MONGOLIA

Uuganbayar Ganbaatar  
TRANS\_GATE CO., LTD.

Batbayar Jigmedsuren  
UB TRANS LLC

Undram Lhagvasuren  
ANAND & BATZAYA ADVOCATES  
LAW FIRM

Zolbayar Luvsansharav  
TSETS

Daniel Mahoney  
MAHONEY LIOTTA

Bayarmanla Manljav  
GTS ADVOCATES LLC

Odonhuu Muuzee  
TSETS

Batragchaa Ragchaa  
A&A GLOBAL LAW FIRM

Norovtseren Sanjmyatav  
ARLEX CONSULTING SERVICES

Tsolmon Shar  
TSOLMON PARTNERS

Baatarsuren Sukhbaatar  
THE BANK OF MONGOLIA

Arslaa Urjin  
ULAANBAATAR ELECTRICITY  
DISTRIBUTION NETWORK COMPANY

Paul Weifnmbach  
ANAND & BATZAYA ADVOCATES  
LAW FIRM

Misheel Zorig  
ARLEX CONSULTING SERVICES

Marija Bojović  
BOJOVIĆ DAŠIĆ KOJOVIĆ

Bojana Bošković  
MINISTRY OF FINANCE

Dragan Ćorac  
LAW OFFICE VUJAČIĆ

Marija Crnogorac  
KN KARANOVIC & NIKOLIĆ

Savo Djurović  
ADRIATIC MARINAS D.O.O.

Dragan Draca  
PwC SERBIA

Vuk Drašković  
BOJOVIĆ DAŠIĆ KOJOVIĆ

Božidar Gogić  
MONTECCO INC D.O.O.

Milorad Janjević  
LAW OFFICE VUJAČIĆ

Maja Jakanović  
MINISTRY OF ECONOMY

Nada Jovanović  
CENTRAL BANK OF MONTENEGRO

Srdan Kalezić  
TAX AUTHORITY MONTENEGRO

Radoš-Lolo Kastratović  
ADVOKATSKA KANCELARIJA

Ana Krsmanović  
MINISTRY OF FINANCE

Sefko Kurpejović  
MINISTRY OF FINANCE

Krzysztof Lipka  
PwC SERBIA

Nebojša Nikitović  
PROINSPECT++

Ivan Nikolic  
BOJOVIĆ DAŠIĆ KOJOVIĆ

Goran Nikolić  
MINISTRY OF ECONOMY

Predrag Pavličić  
MONTECCO INC D.O.O.

Nenad Pavličić  
PAVLIČIĆ LAW OFFICE

Nikola Perović  
PLANTAŽE

Uros Popovic  
BOJOVIĆ DAŠIĆ KOJOVIĆ

Ana Radivojević  
PwC SERBIA

Radmila Radoičić  
LAW OFFICE VUJAČIĆ

Miladin Radošević  
LAW FIRM RADOŠEVIĆ

Slobodan Radovic  
BAST D.O.O.

Ivan Radulović  
MINISTRY OF FINANCE

Vesna Radunović  
R&P AUDITING

Dragan Rakočević  
COMMERCIAL COURT OF PODGORICA

Milena Roncević  
KN KARANOVIC & NIKOLIĆ

Itana Scekc  
HARRISONS SOLICITORS

Velimir Strugar  
EPCG AD NIKŠIĆ

Jelena Vojinović  
MINISTRY OF FINANCE

Saša Vujačić  
LAW OFFICE VUJAČIĆ

Jelena Vujišić  
LAW OFFICE VUJAČIĆ

Lana Vukmirović-Misic  
HARRISONS SOLICITORS

Sandra Zdravkovic  
MONTECCO INC D.O.O.

#### MOROCCO

Sidimohamed Abouchikki  
EXPERIAN

Lamya Alami  
CABINET DE NOTAIRE ALAMI

Fassi-Fihri Bassamat  
BASSAMAT & ASSOCIÉ

Hamid Ben Elfadil  
CENTRE REGIONAL D'INVESTISSEMENT

Said Benjelloun  
ABOUAKIL, BENJELLOUN & MAHFOUD  
AVOCATS

Azel-arab Benjelloun  
AGENCE D'ARCHITECTURE D'URBANISME  
ET DE DECORATION

Karim Benkirane  
ESPACE TRANSIT

Mohamed Benkirane  
ESPACE TRANSIT

Myriam Emmanuelle Bennani  
AMIN HAJJI & ASSOCIÉS ASSOCIATION  
D'AVOCATS

Saad Beygrine  
CABINET DE NOTAIRE ALAMI

Khalid Boumichi  
TECNOMAR

Johan Bruneau  
CMS BUREAU FRANCIS LEFEBVRE

Richard Cantin  
JURISTRUCTIONS - PROJECT  
MANAGEMENT & LEGAL ADVISORY  
SERVICES LLP

Mahat Chraïbi  
PwC ADVISORY MAROC

Driss Debbagh  
KETTANI ASSOCIÉS

Merieme Diouri  
ETUDE DE NOTARIAT MODERNE

Sarah El Couhen  
ETUDE DE NOTARIAT MODERNE

Driss Ettaki  
ADMINISTRATION DES DOUANES ET  
IMPOTS INDIRECTS

Youssef Fassi Fihri  
FYBA LAWYERS

Nasser Filali  
ZIMAG

Fatima Zahrae Gouttaya  
ETUDE DE NOTARIAT MODERNE

Zohra Hasnaoui  
HASNAOUI LAW FIRM

Ahmad Hussein  
TALAL ABU GHAZALEH LEGAL  
(TAG-LEGAL)

Bahya Ibn Khaldoun  
UNIVERSITÉ M.V. SOUSSI RABAT,  
MAROC

Ali Kettani  
KETTANI ASSOCIÉS

Mehdi Kettani  
KETTANI ASSOCIÉS

Nadia Kettani  
KETTANI LAW FIRM

Rita Kettani  
KETTANI ASSOCIÉS

Nabyl Lakhdar  
ADMINISTRATION DES DOUANES ET  
IMPOTS INDIRECTS

Béatrice Larrègle  
EXPERIAN

Amine Mahfoud  
AMINE MAHFOUD NOTAIRE

Anis Mahfoud  
ABOUAKIL, BENJELLOUN & MAHFOUD  
AVOCATS

Noureddine Marzouk  
PwC ADVISORY MAROC

Abdelkhalak Merzouki  
ADMINISTRATION DES DOUANES ET  
IMPOTS INDIRECTS

Kamal Nasrollah  
AUGUST & DEBOUZY AVOCATS

Nesrine Roudane  
NERO BOUTIQUE LAW FIRM

Laëtitia Saulais  
AUGUST & DEBOUZY AVOCATS

Ghalia Sebti  
AIT MANOS

Houcine Sefrioui  
ETUDE DE NOTARIAT MODERNE

Nadia Tajouidi  
ETUDE DE NOTARIAT MODERNE

Marc Veuillot  
CMS BUREAU FRANCIS LEFEBVRE

Khalil Yassir  
YASSIR KHALIL STUDIO

## MOZAMBIQUE

ELECTRICIDADE DE MOÇAMBIQUE E.P.

Eunice Ali  
CGA & ASSOCIADOS, ADVOGADOS

Carolina Balate  
PwC MOZAMBIQUE

José Manuel Caldeira  
SAL & CALDEIRA ADVOGADOS, LDA.

Eduardo Calú  
SAL & CALDEIRA ADVOGADOS, LDA.

Alexandra Carvalho Monjardino  
ATTORNEY-AT-LAW

Sandra Clifton  
AVM ADVOGADOS MOZAMBIQUE

Avelar Da Silva  
INTERTEK INTERNATIONAL LTD.

Thera Dai  
CGA & ASSOCIADOS, ADVOGADOS

Alberto de Deus  
MACURRU LAW, SOCIEDADE  
UNIPessoal, LDA

Elisio De Sousa  
FERNANDA LOPES & ASSOCIADOS  
ADVOGADOS

Carlos de Sousa e Brito  
CARLOS DE SOUSA E BRITO &  
ASSOCIADOS

Tiago Dias José  
MGRA & ASSOCIADOS

Fulgêncio Dimande  
MANICA FREIGHT SERVICES S.A.R.L

Rita Donato  
COUTO GRAÇA E ASSOCIADOS

Telmo Ferreira  
COUTO GRAÇA E ASSOCIADOS

Pinto Fulane  
BANCO DE MOÇAMBIQUE

Xiluva Gonçalves Nogueira da  
Costa  
SAL & CALDEIRA ADVOGADOS, LDA.

Jorge Graça  
CGA - COUTO, GRAÇA E ASSOCIADOS,  
SOCIEDADE DE ADVOGADOS

Victoria Gundanhane  
SDV MOÇAMBIQUE SA

Agnaldo Laice  
DAMCO

Rute Langa  
COUTO GRAÇA E ASSOCIADOS

Daniel Lobo Antunes  
CARLOS DE SOUSA E BRITO &  
ASSOCIADOS

Rui Loforte  
CGA - COUTO, GRAÇA E ASSOCIADOS,  
SOCIEDADE DE ADVOGADOS

Fernanda Lopes  
FERNANDA LOPES & ASSOCIADOS  
ADVOGADOS

Gimina Luís Mahumana  
SAL & CALDEIRA ADVOGADOS, LDA.

Marla Mandlate  
SAL & CALDEIRA ADVOGADOS, LDA.

Vitor Marques da Cruz  
FCB&A IN ASSOCIATION WITH LAW &  
MARK, ADVOGADOS E CONSULTORES  
LAW & MARK, LDA

João Martins  
PwC MOZAMBIQUE

Gonçalo Meneses  
CARLOS DE SOUSA E BRITO &  
ASSOCIADOS

Monica Moti Guerra  
CGA & ASSOCIADOS, ADVOGADOS

Álvaro Pinto Basto  
CGA - COUTO, GRAÇA E ASSOCIADOS,  
SOCIEDADE DE ADVOGADOS

Malaika Ribeiro  
PwC MOZAMBIQUE

Bilal Ismail Seedat  
B'ILM CONSULTING

Paula Castro Silveira  
RAPOSO BERNARDO & ASSOCIADOS

Ricardo Veloso  
VMP - VELOSO, MENDES, PATO E  
ASSOCIADOS

## NAMIBIA

NAMIBIA REAL ESTATE

WOKER FREIGHT SERVICES

Joos Agenbach  
KOEP & PARTNERS

Mark Badenhorst  
PwC SOUTH AFRICA

Tiaan Bazuin  
NAMIBIAN STOCK EXCHANGE

Ronnie Beukes  
CITY OF WINDHOEK ELECTRICITY  
DEPARTMENT

Clifford Bezuidenhout  
ENGLING, STRITTER & PARTNERS

Benita Blume  
H.D. BOSSAU & Co.

Hanno D. Bossau  
H.D. BOSSAU & Co.

Lorna Celliers  
BDO SPENCER STEWARD (NAMIBIA)

Esi Chase  
ADVOCATE

Helené Cronje  
H.D. BOSSAU & Co.

Jana-Marie De Bruyn  
BDO SPENCER STEWARD (NAMIBIA)

Paul De Chalain  
PwC SOUTH AFRICA

Ferdinand Diener  
CITY OF WINDHOEK ELECTRICITY  
DEPARTMENT

Marcha Erni  
TRANSUNION

Hans-Bruno Gerdes  
ENGLING, STRITTER & PARTNERS

Amanda Gous  
PwC NAMIBIA

Ismeralda Hangue  
DEEDS OFFICE

Stefan Hugo  
PwC NAMIBIA

Jaco Jacobs  
ELLIS SHILENGUDWA

Mignon Klein  
G.F. KÖPPLINGER LEGAL PRACTITIONERS

Frank Köpplinger  
G.F. KÖPPLINGER LEGAL PRACTITIONERS

Norbert Liebich  
TRANSWORLD CARGO (PTY) LTD.

John D. Mandy  
NAMIBIAN STOCK EXCHANGE

Brigitte Nependá  
H.D. BOSSAU & Co.

Riana Oosthuizen  
BDO SPENCER STEWARD (NAMIBIA)

Axel Stritter  
ENGLING, STRITTER & PARTNERS

Andreas Vaatz  
ANDREAS VAATZ & PARTNERS

Hugo Van den Berg  
KOEP & PARTNERS

Ockhuizen Welbert  
NAMIBIA WATER CORPORATION  
(NAMWATER)

Renate Williamson  
KOEP & PARTNERS

## NEPAL

Anil Chandra Adhikari  
CREDIT INFORMATION BUREAU LTD.  
NEPAL

Sulakshan Adhikari  
SHANGRI-LA FREIGHT PVT. LTD.

Lalit Aryal  
LA & ASSOCIATES CHARTERED  
ACCOUNTANTS

Tulasi Bhatta  
UNITY LAW FIRM & CONSULTANCY

Tankahari Dahal  
NIRAULA LAW CHAMBER & Co.

Devendra Dongol  
KATHMANDU METROPOLITAN CITY

Ajay Ghimire  
APEX LAW CHAMBER

Sunil Gupta  
LAWYER

Navin Kejriwal

Ananda Raj Khanal  
NEPAL TELECOMMUNICATIONS  
AUTHORITY

Gourish K. Kharel  
KTO INC.

Parsuram Koirala  
KOIRALA & ASSOCIATES

Tek Narayan Kunwar  
MAKANWPUR DISTRICT COURT

Arpana Lama  
CSC & Co.

Bharat Lamsal  
KATHMANDU DISTRICT COURT

Amir Maharjan  
SAFE CONSULTING ARCHITECTS &  
ENGINEERS PVT. LTD.

Lumb Mahat  
CSC & Co.

Ashok Man Kapali  
SHANGRI-LA FREIGHT PVT. LTD.

Purna Man Napit  
NIC BANK

Matrika Niraula  
NIRAULA LAW CHAMBER & Co.

Rajan Niraula  
NIRAULA LAW CHAMBER & Co.

Purnachitra Pradhan  
KARIA SUCHANA KENDRA LTD. (CIB)

Deepak K. Shrestha  
NEPAL INVESTMENT BANK

P. L. Shrestha  
EVERGREEN CARGO SERVICES PVT. LTD.

Rajeshwor Shrestha  
SINHA - VERMA LAW CONCERN

Suman Lal Shrestha  
H.R. LOGISTIC PVT LTD.

Baburam Subedi  
NEPAL ELECTRICITY AUTHORITY

Ram Chandra Subedi  
APEX LAW CHAMBER

Mahesh Kumar Thapa  
SINHA - VERMA LAW CONCERN

## NETHERLANDS

MUNICIPALITY - SOUTH DISTRICT  
OFFICE

Joost Achterberg  
KENNEDY VAN DER LAAN

Jan Biemans  
DE BRAUW BLACKSTONE WESTBROEK

Karin W.M. Bodewes  
BAKER & MCKENZIE

Sytso Boonstra  
PwC NETHERLANDS

Roland Brandsma  
PwC NETHERLANDS

Martin Brink  
VAN BENTHEM & KEULEN NV

Margriet de Boer  
DE BRAUW BLACKSTONE WESTBROEK

Taco de Lange  
LEXENCE

Robert de Vries  
BOSSELAAR & STRENGERS ADVOCATEN

Rolf de Weijs  
HOUTHOFF BURUMA

Hans de Wilde  
KAB ACCOUNTANTS &  
BELASTINGADVISEURS - MEMBER OF  
RUSSELL BEDFORD INTERNATIONAL

Wilfrank Driesprong  
STICHTING BUREAU KREDIET  
REGISTRATIE

Arnold Fajel  
MERZARIO BV

Ingrid Greveling  
NAUTA DUTILH ATTORNEYS

Ruud Hermans  
DE BRAUW BLACKSTONE WESTBROEK

Mark Huijzen  
SIMMONS & SIMMONS LLP

Niels Huurdeman  
HOUTHOFF BURUMA

Bas Jongting  
BOSSELAAR & STRENGERS ADVOCATEN

Marcel Kettendis  
PwC NETHERLANDS

Edwin Kleefstra  
KAB ACCOUNTANTS &  
BELASTINGADVISEURS - MEMBER OF  
RUSSELL BEDFORD INTERNATIONAL

Christian Koedam  
PwC NETHERLANDS

Filip Krsteski  
VAN DOORNE N.V.

Andrej Kwitowski  
AKADIS B.V.

Stefan Leening  
PwC NETHERLANDS

Allard Meine Jansen  
ALLARD ARCHITECTURE

Matthias Noorlander  
OFFICE OF ENERGY REGULATION

Peter Plug  
OFFICE OF ENERGY REGULATION

Johan Polet  
SIMMONS & SIMMONS LLP

Peter Radema  
MERZARIO BV

Mark G. Rebergen  
DE BRAUW BLACKSTONE WESTBROEK

Hugo Reumkens  
VAN DOORNE N.V.

Maayke Rooijendijk  
DE BRAUW BLACKSTONE WESTBROEK

Rutger Schimmelpenninck  
HOUTHOFF BURUMA

Stéphanie Spoelder  
BAKER & MCKENZIE

Michiel Stoove  
BOSSELAAR & STRENGERS ADVOCATEN

Natusia Szeliga  
BAKER & MCKENZIE

Fedor Tanke  
BAKER & MCKENZIE

Maarten Tinnemans  
DE BRAUW BLACKSTONE WESTBROEK

Jaap Jan Trommel  
NAUTA DUTILH ATTORNEYS

Annet van Balen  
BOSSELAAR & STRENGERS ADVOCATEN

Helene van Bommel  
PwC NETHERLANDS

Leonard Van den Ende  
BAKER & MCKENZIE

Berdieke van den Hoek  
BOSSELAAR & STRENGERS ADVOCATEN

Jos van der Schans  
DE BRAUW BLACKSTONE WESTBROEK

Florentine van der Schriek  
DE BRAUW BLACKSTONE WESTBROEK

Gert-Jan van Gijjs  
VAT LOGISTICS (OCEAN FREIGHT) BV

Sjaak van Leeuwen  
STICHTING BUREAU KREDIET  
REGISTRATIE

Christian Van Megchelen  
STIBBE

Jan van Oorschot  
LIANDER

Petra van Raad  
PwC NETHERLANDS

Rodolfo Van Vlooten  
KENNEDY VAN DER LAAN

Frédéric Verhoeven  
HOUTHOFF BURUMA

Janine Verweij  
OFFICE OF ENERGY REGULATION

Reinout Vriesendorp  
DE BRAUW BLACKSTONE WESTBROEK

Frank Werger  
PwC NETHERLANDS

Stephan Westera  
LEXENCE

Marcel Willems  
KENNEDY VAN DER LAAN

Berto Winters  
DE BRAUW BLACKSTONE WESTBROEK

Marleen Zandbergen  
NAUTA DUTILH ATTORNEYS

Christiaan Zijderveld  
SIMMONS & SIMMONS LLP

## NEW ZEALAND

INLAND REVENUE DEPARTMENT

NEW ZEALAND CUSTOMS SERVICE

Connor Archbold  
BELL GULLY

Geoff Bevan  
CHAPMAN TRIPP

Justin Cameron  
LOWNDES ASSOCIATES - CORPORATE  
AND COMMERCIAL LAW SPECIALISTS

Shelley Cave  
SIMPSON GRIERSON, MEMBER OF LEX  
MUNDI

Philip Coombe  
PANALPINA WORLD TRANSPORT LLP

Ross Crotty  
LOWNDES ASSOCIATES - CORPORATE  
AND COMMERCIAL LAW SPECIALISTS

John Cuthbertson  
PWC NEW ZEALAND

Daniel De Vries  
VEDA ADVANTAGE

Kerr Dewe  
LOWNDES ASSOCIATES - CORPORATE  
AND COMMERCIAL LAW SPECIALISTS

Joanne Dickson  
SIMPSON GRIERSON, MEMBER OF LEX  
MUNDI

Igor Drinkovic  
MINTER ELLISON RUDD WATTS

Vince Duffin  
VECTOR ELECTRICITY

Catherine Fonseca  
PWC NEW ZEALAND

Koustabh Gadgil  
INVESTMENT NEW ZEALAND (A  
DIVISION OF NEW ZEALAND TRADE AND  
ENTERPRISE)

Lowry Gladwell  
BELL GULLY

Matt Kersey  
RUSSELL McVEAGH

Greg King  
JACKSON RUSSELL

Mahesh Lala  
JACKSON RUSSELL

Kate Lane  
MINTER ELLISON RUDD WATTS

Leroy Langeveld  
SIMPSON GRIERSON, MEMBER OF LEX  
MUNDI

John Lawrence  
AUCKLAND CITY COUNCIL

Mark Lowndes  
LOWNDES ASSOCIATES - CORPORATE  
AND COMMERCIAL LAW SPECIALISTS

Mandy McDonald  
MINISTRY OF ECONOMIC DEVELOPMENT

Andrew Minturn  
QUALITECH INTERNATIONAL LTD.

Robert Muir  
LAND INFORMATION NEW ZEALAND

Michael O'Brien  
HESKETH HENRY LAWYERS

Catherine Otten  
NEW ZEALAND COMPANIES OFFICE

Mihai Pascariu  
MINTER ELLISON RUDD WATTS

John Powell  
RUSSELL McVEAGH

David Quigg  
QUIGG PARTNERS

Jim Roberts  
HESKETH HENRY LAWYERS

Silvana Schenone  
MINTER ELLISON RUDD WATTS

Howard Thomas  
LOWNDES ASSOCIATES - CORPORATE  
AND COMMERCIAL LAW SPECIALISTS

Ben Thomson  
SIMPSON GRIERSON, MEMBER OF LEX  
MUNDI

Amy Tiong  
PWC NEW ZEALAND

Ben Upton  
SIMPSON GRIERSON, MEMBER OF LEX  
MUNDI

Mike Whale  
LOWNDES ASSOCIATES - CORPORATE  
AND COMMERCIAL LAW SPECIALISTS

Jessica Wilsher  
LOWNDES ASSOCIATES - CORPORATE  
AND COMMERCIAL LAW SPECIALISTS

Richard Wilson  
JACKSON RUSSELL

**NICARAGUA**

EXPORTADORA ATLANTIC S.A

Bertha Argüello de Rizo  
ARIAS & MUÑOZ

Rosa Baca  
GARCÍA & BODÁN

Marco Baldizón  
DISNORTE-DISSUR (UNION FENOSA)

Minerva Adriana Bellorín  
Rodríguez  
ACZALAW

Marco Benavente  
GARCÍA & BODÁN

Flavio Andrés Berríos Zepeda  
MULTICONSULT & CIA LTDA.

Carlos Alberto Bonilla López  
SUPERINTENDENCIA DE BANCOS

Orlando Cardoza  
BUFETE JURIDICO OBREGON Y  
ASOCIADOS

Thelma Carrion  
AGUILAR CASTILLO LOVE

Ramón Castro  
ARIAS & MUÑOZ

Yuri Fernando Cerrato Espinoza  
ALVARADO Y ASOCIADOS, MEMBER OF  
LEX MUNDI

Dorisabel Conrado  
CONSORTIUM TABOADA Y ASOCIADOS

Sergio David Corrales  
Montenegro  
GARCÍA & BODÁN

Juan Carlos Cortes  
PWC NICARAGUA

Eugenia Cruz  
CETREX

Brenda Darce  
CETREX

Gloria Maria de Alvarado  
ALVARADO Y ASOCIADOS, MEMBER OF  
LEX MUNDI

Terencio Garcia Montenegro  
GARCÍA & BODÁN

Engelsberth Gómez  
PRO NICARAGUA

Denis González Torres  
G.E. ELECTROMECAÁNICA & CIA LTDA.

Claudia Guevara  
AGUILAR CASTILLO LOVE

Federico Gurdian  
GARCÍA & BODÁN

Marianela Gutierrez  
AGUILAR CASTILLO LOVE

Gerardo Hernandez  
CONSORTIUM TABOADA Y ASOCIADOS

María Fernanda Jarquín  
ARIAS & MUÑOZ

María José Peña  
DISNORTE-DISSUR (UNION FENOSA)

Eduardo Lacayo  
TRANSUNION

José Mejía  
GARCÍA & BODÁN

Jorge Molina Lacayo  
CETREX

Roberto Montes  
ARIAS & MUÑOZ

Soraya Montoya Herrera  
MOLINA & ASOCIADOS CENTRAL LAW

Jeanethe Morales Núñez  
SUPERINTENDENCIA DE BANCOS

Amilcar Navarro Amador  
GARCÍA & BODÁN

Francisco Ortega  
FRANCISCO ORTEGA & ASOCIADOS

Ramon Ortega  
PWC EL SALVADOR

Róger Pérez Grillo  
ARIAS & MUÑOZ

Alonso Porras  
ACZALAW

Mazziel Rivera  
ACZALAW

Ana Teresa Rizo Briseño  
ARIAS & MUÑOZ

Erwin Rodríguez  
PWC NICARAGUA

Patricia Rodríguez  
MULTICONSULT & CIA LTDA.

Alfonso José Sandino Granera  
CONSORTIUM TABOADA Y ASOCIADOS

Rodrigo Taboada  
CONSORTIUM TABOADA Y ASOCIADOS

Carlos Téllez  
GARCÍA & BODÁN

Diogenes Velasquez  
ACZALAW

**NIGER**

CABINET JOHN W. FFOOKS & Co.  
MAERSK S.A.

Kassoum Abari  
VILLE DE NIAMEY

Ahmadou Al Aminou Lo  
BCEAO

Takoubakoye Aminata  
MILLENNIUM CHALLENGE ACCOUNT

Mamoudou Aoula  
MINISTÈRE DE L'URBANISME, DE  
L'HABITAT ET DU CADASTRE

Sidi Sanoussi Baba Sidi  
CABINET D'AVOCATS SOUNA-COULIBALY

Joël Broux  
BOLLORE AFRICA LOGISTICS

Moussa Coulibaly  
CABINET D'AVOCATS SOUNA-COULIBALY

Moussa Dantia  
CENTRE DES FORMALITES DES  
ENTREPRISES

Abdou Djando  
EMTEF

Jean Claude Gnamien  
PWC CÔTE D'IVOIRE

Souley Hammi Illiassou  
Moussa Gros Ibrahim  
MILLENNIUM CHALLENGE ACCOUNT

Seybou Issifi  
VILLE DE NIAMEY

Bernar-Oliver Kouaovi  
CABINET KOUAOVI

Diallo Rayanatou Loutou  
CABINET LOUOU - ARCHITECTES

Boubacar Nouhou Maiga  
ENGE

Saadou Maiguizo  
BUREAU D'ETUDES TECHNIQUES  
D'ASSISTANCE ET DE SURVEILLANCE EN  
CONSTRUCTION CIVILE

Ari Malla  
MILLENNIUM CHALLENGE ACCOUNT

Marie-Virginie Mamoudou  
CHAMBRE NATIONALE DES NOTAIRES  
DU NIGER

Issaka Manzo  
EGTC

André Abboh Joseph Monso  
PWC CÔTE D'IVOIRE

Amadou Moussa  
MILLENNIUM CHALLENGE ACCOUNT

Moukaïla Nouhou Hamani  
COUR SUPRÊME

Sahabi Oumarou  
THEMIS INTERNATIONAL CONSULTANTS

Daouda Samna  
S.C.P.A, MANDELA

Abdou Moussa Sanoussi  
ENGE

Dominique Taty  
PWC CÔTE D'IVOIRE

Idrissa Tchernaka  
ETUDE D'AVOCATS MARC LE BIHAN &  
COLLABORATEURS

Fousséni Traoré  
PWC CÔTE D'IVOIRE

Hamado Yahaya  
SOCIETE CIVILE PROFESSIONNELLE  
D'AVOCATS YANKORI ET ASSOCIÉS

Emmanuel Yehouessi  
BCEAO

**NIGERIA**

STERLING PARTNERSHIP

Ijeoma Abalogu  
GBENGA BIOBAKU & Co

Mohammed K. Abdulsalam  
GITRAS LTD.

Innocent Abidoye  
NNENNA EJEKAM ASSOCIATES

Lemea Abina  
STERLING PARTNERSHIP

Oluseyi Abiodun Akinwunmi  
AKINWUNMI & BUSARI LEGAL  
PRACTITIONERS

Olalaye Adebisi  
WTS ADEBIYI & ASSOCIATES

Kentuaidei Adefe  
Kunle Adegbite  
CANAN SOLICITORS

Steve Adehi  
STEVE ADEHI AND Co

Olufunke Adekoya  
AELEX, LEGAL PRACTITIONERS &  
ARBITRATORS

Korode Adeola  
WTS ADEBIYI & ASSOCIATES

Tolulope Aderemi  
PERCHSTONE & GRAEYS

Ademola Adesalu  
CRC CREDIT BUREAU LIMITED

Adekunle Adewale  
JACKSON, ETTI & EDU

Yetunde Adewale  
AKINWUNMI & BUSARI LEGAL  
PRACTITIONERS

Daniel Agbor  
UDO UDOMA & BELO-OSAGIE

Kunle Ajagbe  
PERCHSTONE & GRAEYS

Olaoluwa Ajala  
GBENGA BIOBAKU & Co

Koyin Ajayi  
OLANIWUN AJAYI LP

Barbara Ufuoma Akpotaire  
DREAM YARD PROJECT INC.

Overaye Brodrick Akpotaire  
LIDUD NIGERIA LTD.

Folake Alabi  
OLANIWUN AJAYI LP

Jonathan Aluju  
OLANIWUN AJAYI LP

Segun Aluko  
ALUKO & OYEBODE

Godwin Amadi  
ALLIANCE LAW FIRM

Owolabi Animashaun  
SCOTECH UNIVERSAL RESOURCES  
LIMITED

Ifeoma Anwuta  
PUNUKA ATTORNEYS & SOLICITORS

Sola Arifayan  
IKEYI & ARIFAYAN

Temitayo Arikebni  
CRC CREDIT BUREAU LIMITED

Ige Asemudara  
PUNUKA ATTORNEYS & SOLICITORS

Esther Atoyebi  
OKONJO, ODIAWA & EBIE

Ayodeji Balogun  
TONY ELUMELU FOUNDATION

Ngozi Chianakwalam  
LEGAL STANDARD CONSULTING

Stanley Chikwendu  
AELEX, LEGAL PRACTITIONERS &  
ARBITRATORS

Chinwe Chiwete  
PUNUKA ATTORNEYS & SOLICITORS

Peter Crabb  
NNENNA EJEKAM ASSOCIATES

Rebecca Dokun  
ALUKO & OYEBODE

Judith Egbeadumah  
PERCHSTONE & GRAEYS

Colin Egemonye  
COLIN EGEMONYE & ASSOCIATES

Emmanuel Egwuagu  
OBLA & Co.

Oyindamola Ehiwere  
UDO UDOMA & BELO-OSAGIE

Nnenna Ejekam  
NNENNA EJEKAM ASSOCIATES

Mary Ekemezie  
UDO UDOMA & BELO-OSAGIE

Nelson Ekere  
1ST ATTORNEYS

Samuel Etuk  
1ST ATTORNEYS

Marcellina Eya Abang  
NIGERIAN ELECTRICITY REGULATORY  
COMMISSION (NERC)

Chris Eze  
NNENNA EJEKAM ASSOCIATES

Adanna Ezebulam  
WTS ADEBIYI & ASSOCIATES

Anse Agu Ezetah  
CHIEF LAW AGU EZETAH & Co.

Kenechi Ezeziika  
IKEYI & ARIFAYAN

Babatunde Fagbohunlu  
ALUKO & OYEBODE

Omwumi Fajemiroye  
OLANIWUN AJAYI LP

Olawale Fapohunda  
IKEYI & ARIFAYAN

Olubunmi Fayokun  
ALUKO & OYEBODE

Bimbola Fowler-Ekar  
JACKSON, ETTI & EDU

Justice Idehen-Nathaniel  
PERCHSTONE & GRAEYS

Chimezie Iheakweazu  
CHIKIWEAM CHAMBERS

Chidinma Ihemedu  
ALLIANCE LAW FIRM

Agent Benjamin Ihua-Maduenyi  
IHUA & IHUA

Nduka Ikeyi  
IKEYI & ARIFAYAN

Okorie Kalu  
PUNUKA ATTORNEYS & SOLICITORS

Jelilat Kareem  
CRC CREDIT BUREAU LIMITED

Adetola Lawal  
OKONJO, ODIAWA & EBIE

Ishaya Livinus Etsu  
NIGERIAN ELECTRICITY REGULATORY  
COMMISSION (NERC)

Nnenna Nwaakobia  
NNENNA EJEKAM ASSOCIATES

Kenechi Nwizu  
IKEYI & ARIFAYAN

Tochi Nwogu  
PUNUKA ATTORNEYS & SOLICITORS

Wole Obayomi  
KPMG

V. Uche Obi  
ALLIANCE LAW FIRM

Godwin Obla  
OBLA & CO.

Oluwakemi Oduntan  
JADE & STONE SOLICITORS

Tari Ofongo

Nelson Ogbuanya  
NOCS CONSULTS

Godson Ogheneochuko  
UDO UDOMA & BELO-OSAGIE

Ozofu Ogiemudia  
UDO UDOMA & BELO-OSAGIE

Yvonne Ogunoiki  
IKEYI & ARIFAYAN

Ayodeji Ojo  
JACKSON, ETTI & EDU

Titilayo Oke  
PWC NIGERIA

Ifedayo Oke-Lawal  
PERCHSTONE & GRAEYS

Oghenetekevwe Okobiah  
JACKSON, ETTI & EDU

Christine Okokon  
UDO UDOMA & BELO-OSAGIE

Patrick Okonjo  
OKONJO, ODIAWA & EBIE

Dozie Okwuosah  
CENTRAL BANK OF NIGERIA

Ololade Oladipupo  
ALLIANCE LAW FIRM

Adefunke Oladosu  
AKINVLNMI & BUSARI LEGAL  
PRACTITIONERS

Titilola Olateju  
OKONJO, ODIAWA & EBIE

Adebayo Ologe  
PERCHSTONE & GRAEYS

Ayotunde Ologe  
SYNERGY LEGAL PRACTITIONERS AND  
CONSULTANTS

Afolasade Olowe  
JACKSON, ETTI & EDU

Oladiipo Olukeuwu  
OLADIPO OLUKEUWU & COMPANY

Patrick Omeke  
COLUMBIA UNIVERSITY SCHOOL  
OF LAW

Jennifer Omozuwa  
PERCHSTONE & GRAEYS

Ekundayo Onajobi  
UDO UDOMA & BELO-OSAGIE

Fred Onuobia  
G. ELIAS & CO. SOLICITORS AND  
ADVOCATES

Nnamdi Oragwu  
PUNUKA ATTORNEYS & SOLICITORS

Donald Orji  
JACKSON, ETTI & EDU

Tunde Osasona  
WHITESTONE WORLDWIDE LTD.

Yewande Oshile  
ALUKO & OYEBODE

Olufemi Ososanya  
HLB Z.O. OSOSANYA & Co.

Abraham Oyakhilome  
FIRST & FIRST INTERNATIONAL AGENCIES

Taiwo Oyedele  
PWC NIGERIA

Tade Oyewunmi  
ALLIANCE LAW FIRM

Bukola Oyinola  
PERCHSTONE & GRAEYS

Tunde Popoola  
CRC CREDIT BUREAU LIMITED

Titilola Rotifa  
OKONJO, ODIAWA & EBIE

Taofeek Shittu  
IKEYI & ARIFAYAN

Adeola Sunmola  
UDO UDOMA & BELO-OSAGIE

Olufemi Sunmonu  
FEMI SUNMONU & ASSOCIATES,  
SOLICITORS

Olubukola Thomas  
PERCHSTONE & GRAEYS

Chima Polly Ubechu  
CENOUX LOGISTICS LTD.

Aniekan Ukanpah  
UDO UDOMA & BELO-OSAGIE

Adamu M. Usman  
F.O. AKINRELE & CO.

Edward Vera-Cruz  
GBENGA BIOBAKU & CO

## NORWAY

ADVOKATFIRMAET HJORT DA, MEMBER  
OF IUS LABORIS

AGENCY FOR PLANNING AND BUILDING  
SERVICES

Eli Aasheim  
WIERSHOLM LAW OFFICE AS

Sverre Arda  
EXPERIAN

Jan L. Backer  
WIKBORG, REIN & CO.

Guro Bakke Haga  
PWC NORWAY

Stig Berge  
ADVOKATFIRMAET THOMMESSEN AS

Jacob S. Bjønnes-Jacobsen  
GRETTA LAW FIRM DA

Margrethe Buskerud  
Christoffersen  
ADVOKATFIRMAET THOMMESSEN AS

Tron Dalheim  
ARNTZEN DE BËSCHE ADVOKATFIRMA  
AS

Magnar Danielsen  
MINISTRY OF THE ENVIRONMENT

Lars Davidsen  
HAFSLUND

Åsne Dingsør Haukvik  
ADVOKATFIRMAET SCHJØDT AS

Knut Ekern  
PWC NORWAY

Lars Eliassen  
THE BRONNOYSUND REGISTER CENTER

Turid Ellingsen  
STATENS KARTVERK

Simen Aasen Engebretsen  
DELOITTE LLP

Jan Erik Bauge  
SIMONSEN ADVOKATFIRMA DA

Inger Eline Eriksen  
GRETTA LAW FIRM DA

Claus R. Flinder  
SIMONSEN ADVOKATFIRMA DA

Marius Moursund Gisvold  
WIKBORG, REIN & CO.

Hede Glimsdall  
HOMBLE OLSBY ADVOKATFIRMA AS

Maria Therese Haga  
GRETTA LAW FIRM DA

Ruth Haile Tesfazion  
GRETTA LAW FIRM DA

Odd Hylland  
PWC NORWAY

Thomas Urdal Johnsen  
WIKBORG, REIN & CO.

Bjørn H. Kise  
ADVOKATFIRMA VOGT & WIIG AS

Charlotte Kristensen  
PWC NORWAY

Knut Martinsen  
ADVOKATFIRMAET THOMMESSEN AS

Karl Erik Nedregotten  
PWC NORWAY

Halfdan Nitter  
NITTER AS - CORRESPONDENT OF  
RUSSELL BEDFORD INTERNATIONAL

Ole Kristian Olsby  
HOMBLE OLSBY ADVOKATFIRMA AS

Lars S. Haugstvedt  
WIERSHOLM LAW OFFICE AS

Camilla Schøyen Breibøl  
WIERSHOLM LAW OFFICE AS

Ståle Skutle Arneson  
ADVOKATFIRMA VOGT & WIIG AS

Oyvind Vagan  
THE BRONNOYSUND REGISTER CENTER

Ida Winters  
HOMBLE OLSBY ADVOKATFIRMA AS

## OMAN

Hamad Al Abri  
MUSCAT ELECTRICITY DISTRIBUTION  
COMPANY

Zahir Abdulla Al Abri  
MUSCAT ELECTRICITY DISTRIBUTION  
COMPANY

Zubaida Fakir Mohamed Al  
Balushi  
CENTRAL BANK OF OMAN

Salman Ali Al Hattali  
MUSCAT ELECTRICITY DISTRIBUTION  
COMPANY

Hanaan Al Marhuby  
PWC OMAN

Amer Al Rawas  
OMANTEL

Said bin Saad Al Shahry  
SASLO - SAID AL SHAHRY &  
PARTNERS

Majid Al Toky  
TROWERS & HAMLINS

Khalid Khamis Al-Hashmi  
MUSCAT MUNICIPALITY

Zaid Al-Khattab  
TALAL ABU GHAZALEH LEGAL  
(TAG-LEGAL)

Ahmed al-Mukhaini  
SASLO - SAID AL SHAHRY &  
PARTNERS

Ibrahim Albri  
MUSCAT MUNICIPALITY

Hilal Almayahi  
MUSCAT MUNICIPALITY

Mohamed Alrashdi  
MUSCAT MUNICIPALITY

Mohammed Alshahri  
MOHAMMED ALSHAHRI & ASSOCIATES

Russell Aycock  
PWC OMAN

David Augustus Ball  
SASLO - SAID AL SHAHRY &  
PARTNERS

Mahmoud Bilal  
SASLO - SAID AL SHAHRY &  
PARTNERS

Yacoob Bin Salim Abdullah  
Al-Oufy  
MEYER-REUMANN & PARTNERS

Sadaf Buchanan  
SNR DENTON & CO.

Akanksha Choubey  
SNR DENTON & CO.

Francis D'Souza  
BDO JAWAD HABIB

Nasser A. Elhaidib  
TROWERS & HAMLINS

Jamie Gibson  
TROWERS & HAMLINS

Hussein  
MUSCAT ELECTRICITY DISTRIBUTION  
COMPANY

Catherine Jaskiewicz  
MEYER-REUMANN & PARTNERS

Robert Kenedy  
CURTIS MALLET - PREVOST, COLT &  
MOSLE LLP

Philip Keun  
SNR DENTON & CO.

Kenneth Macfarlane  
PWC OMAN

Jose Madukakuzhy  
KHIMIJI RAMIDAS

Siham Mahgoub  
SASLO - SAID AL SHAHRY &  
PARTNERS

Pushpa Malani  
PWC OMAN

Krishnadas Mathilakath  
BANK MUSCAT

Yashpal Mehta  
BDO JAWAD HABIB

Haleem Mohammed  
SNR DENTON & CO.

Subha Mohan  
CURTIS MALLET - PREVOST, COLT &  
MOSLE LLP

Ahmed Naveed Farooqui  
OMAN CABLES INDUSTRY (SAOG)

Bruce Palmer  
CURTIS MALLET - PREVOST, COLT &  
MOSLE LLP

Raghavendra Pangala  
SEMAC & PARTNERS LLC

George Sandars  
SNR DENTON & CO.

Rajshekhhar Singh  
BANK MUSCAT

Ganesan Sridhar  
BANK MUSCAT

Roy Thomas  
OMAN CABLES INDUSTRY (SAOG)

## PAKISTAN

Elsa Abbasi  
ABRAHAM & SARWANA

Sh. Farooq Abdullah  
ABRAHAM & SARWANA

Ali Jafar Abidi  
STATE BANK OF PAKISTAN

Masooma Afzal  
HASEEB LAW ASSOCIATES

Mirza Taqi Ud Din Ahmad  
A.F. FERGLUSON & Co., CHARTERED  
ACCOUNTANTS, A MEMBER FIRM OF  
PWC NETWORK

Nadeem Ahmad  
ORR, DIGNAM & Co., ADVOCATES

Waheed Ahmad  
MAXIM INTERNATIONAL LAW FIRM

Anwaar Ahmed  
SECURITIES AND EXCHANGE  
COMMISSION OF PAKISTAN

Jawad Ahmed  
MUHAMMAD FAROOQ & Co.  
CHARTERED ACCOUNTANTS

Nasir Mehmood Ahmed  
BUNKER LOGISTICS

Syed Akhter Ahmed  
PYRAMID PAKISTAN

Syed Asif Ali  
PYRAMID PAKISTAN

Syed Nasir Ali Gilani  
ZAFAR & ASSOCIATES LLP

Uzma Anwar  
ZAFAR & ASSOCIATES LLP

Sarah Arshad  
SURREIDGE & BEECHENO

Armughan Ashfaq  
SURREIDGE & BEECHENO

Hasnain Ashraf  
AQLAAL ADVOCATES

Khwaja Shaheryar Aziz  
A.F. FERGLUSON & Co., CHARTERED  
ACCOUNTANTS, A MEMBER FIRM OF  
PWC NETWORK

Major Javed Bashir  
GREENFIELDS INTERNATIONAL

Waheed Chaudhary  
LEGIS INN ATTORNEYS & CORPORATE  
CONSULTANTS

Fouad Rashid Dar  
TARGET LOGISTICS INTL. (PVT) LTD.

Faisal Daudpota  
KHALID DAUDPOTA & Co.

Harish Dharamania  
PYRAMID PAKISTAN

Zaki Ejaz  
ZAKI & ZAKI ADVOCATES AND  
SOLICITORS

Salman Faisal  
HASEEB LAW ASSOCIATES

Ikram Fayaz  
QAMAR ABBAS & Co.

Kausar Fecto  
KAUSAR FECTO & Co. CHARTERED  
ACCOUNTANTS

Tahseen Ghani  
HUSSAIN HOME TEXTILE

Irfan Haider  
PYRAMID PAKISTAN

Asim Hameed Khan  
IVON TRADING COMPANY PVT. LTD.

Asma Hameed Khan  
SURREIDGE & BEECHENO

Rashid Ibrahim  
A.F. FERGLUSON & Co., CHARTERED  
ACCOUNTANTS, A MEMBER FIRM OF  
PWC NETWORK

Samson Iqbal  
MY CARGO PVT. LTD.

Hasan Irfan Khan  
IRFAN & IRFAN

Fiza Islam  
LEGIS INN ATTORNEYS & CORPORATE  
CONSULTANTS

Muzaffar Islam  
LEGIS INN ATTORNEYS & CORPORATE  
CONSULTANTS

Masooma Jaffer  
ABRAHAM & SARWANA

Mujtaba Jamal  
MUJTABA JAMAL LAW ASSOCIATES



Tariq Nasim Jan  
DATACHECK PVT. LTD.

Rubina Javed  
TEPERTS INTERNATIONAL

M Javed Hassan  
TEPERTS INTERNATIONAL

Aftab Ahmed Khan  
SURRIDGE & BEECHENO

Arif Khan  
QAMAR ABBAS & CO.

Sara IHayat  
MUJTABA JAMAL LAW ASSOCIATES

Farah Malik  
HASEEB LAW ASSOCIATES

Muhammad Aslam Memon  
UNITED AGENCIES

Moazzam Mughal  
BOXING WINNER

Uzma Munir  
HASSAN KAUNAIN NAFEES

Faiza Muzaffar  
LEGIS INN ATTORNEYS & CORPORATE CONSULTANTS

Jamal Panhwar  
TRAVEL AND CULTURE SERVICES

Abdul Rahman  
QAMAR ABBAS & CO.

Zaki Rahman  
EBRAHIM HOSAIN, ADVOCATES AND CORPORATE COUNSEL

Ameeruddin Rana  
ABRAHAM & SARWANA

Tariq Saeed Rana  
SURRIDGE & BEECHENO

Abdur Razaq  
QAMAR ABBAS & CO.

Jawad A. Sarwana  
ABRAHAM & SARWANA

Huma Shah  
M/S SHEIKH SHAH RANA & IJAZ

Muhammad Siddique  
SECURITIES AND EXCHANGE COMMISSION OF PAKISTAN

Safdar Syed  
ABRAHAM & SARWANA

Muhammad Ashraf Tiwana  
AQLAAL ADVOCATES

Mian Haseeb ul Hassan  
HASEEB LAW ASSOCIATES

Chaudhary Usman  
EBRAHIM HOSAIN, ADVOCATES AND CORPORATE COUNSEL

Saleem uz Zaman  
SALEEM UZ ZAMAN & CO.

Javed Ahmed Vohra  
FAIR BROTHERS INTERNATIONAL

Fareed Yaldram  
MUJTABA JAMAL LAW ASSOCIATES

Muhammad Yousuf  
HAIDER SHAMSI & CO., CHARTERED ACCOUNTANTS

Ilyas Zafar  
ZAFAR & ASSOCIATES LLP

Akhtar Zaidi  
ZAIN CONSULTING

Vaqar Zakaria  
HAGLER BAILLEY PAKISTAN (PVT) LTD

Amer Zia  
KESC

**PALAU**  
BUREAU OF PUBLIC WORKS  
PALAU PUBLIC UTILITY CORPORATION  
Maggy Antonio  
KOROR PLANNING AND ZONING OFFICE

Kenneth Barden  
ATTORNEY-AT-LAW

Cristina Castro  
WESTERN CAROLINE TRADING CO.

Yukiwo P. Dengokl  
DENGOKL, DIMITRUK & NAKAMURA

Rachel Dimitruk  
DENGOKL, DIMITRUK & NAKAMURA

Suzanne Finney  
PALAU HISTORIC PRESERVATION OFFICE

Sterlina Gabriel  
BUREAU OF LAND AND SURVEYS

William Keldermans  
PALAU SHIPPING COMPANY, INC.

Kevin N. Kirk  
THE LAW OFFICE OF KIRK AND SHADEL

Kuniwo Nakamura  
BELAU TRANSFER & TERMINAL CO. GROUP

Ramsey Ngiraibai  
KOROR PLANNING AND ZONING OFFICE

Lily Rdechor  
PALAU ENVIRONMENTAL QUALITY PROTECTION BOARD

Techur Rengulbai  
BUREAU OF PUBLIC WORKS

William L. Ridpath  
WILLIAM L. RIDPATH, ATTORNEY AT LAW

David Shadel  
THE LAW OFFICE OF KIRK AND SHADEL

Peter C. Tsao  
WESTERN CAROLINE TRADING CO.

**PANAMA**  
Aristides Anguizola  
MORGAN & MORGAN

Mercedes Araúz de Grimaldo  
MORGAN & MORGAN

Gilberto Arosemena  
AROSEMENA NORIEGA & CONTRERAS

Amanda Barraza de Wong  
PwC PANAMA

Jovani Bermudez  
FIRE DEPARTMENT OF PANAMA CITY

Gustavo Adolfo Bernal  
SOCIEDAD PANAMEÑA DE INGENIEROS Y ARQUITECTOS

Javier Bouche  
UNION FENOSA - EDEMET - EDECHI

Jose A. Bozzo  
GARRIDO & GARRIDO

Luis Carlos Bustamante  
PANAMÁ SOLUCIONES LOGÍSTICAS INT. - PSLI

Hernando Carrasquilla  
REGISTRO PÚBLICO DE PANAMÁ

Irene Carrizo  
MINISTRY OF ECONOMY AND FINANCES

Luis Chalhoub  
ICAZA, GONZALEZ-RUIZ & ALEMAN

Maria Lourdes Chanis  
CAPAC (CÁMARA PANAMEÑA DE LA CONSTRUCCIÓN)

Aurelia Chen  
MOSSACK FONSECA & CO.

Julio Cesar Contreras III  
AROSEMENA NORIEGA & CONTRERAS

Rigoberto Coronado  
MOSSACK FONSECA & CO.

Eduardo De Alba  
ARIAS FÁBREGA & FÁBREGA

Ana Belen de Zeimetz  
ESKILDSEN & ESKILDSEN

M. Ducasa  
AROSEMENA NORIEGA & CONTRERAS

Manuel Ducasa  
AROSEMENA NORIEGA & CONTRERAS

Ricardo Eskildsen Morales  
ESKILDSEN & ESKILDSEN

Mailyñ Espinosa  
PwC PANAMA

Michael Fernandez  
CAPAC (CÁMARA PANAMEÑA DE LA CONSTRUCCIÓN)

Nicole Fernandez  
PwC PANAMA

Jorge García  
ANAM

Jorge Garrido  
GARRIDO & GARRIDO

William Gonzales  
PwC PANAMA

Yamileth Herrera  
MORGAN & MORGAN

Anny Jordan  
CAPAC (CÁMARA PANAMEÑA DE LA CONSTRUCCIÓN)

Andres Kosmas  
KPMG

Ricardo Lachman  
MORGAN & MORGAN

Ivette Elisa Martínez Saenz  
PATTON, MORENO & ASVAT

Jair Montufar  
KPMG

Erick Rogelio Muñoz  
SUCRE, ARIAS & REYES

Boris Nuñez  
REGISTRO PÚBLICO DE PANAMÁ

Ramon Ortega  
PwC EL SALVADOR

Maximiliano Quintero Dominguez  
PATTON, MORENO & ASVAT

Ricardo Rocha  
KPMG

Mario Rognoni  
AROSEMENA NORIEGA & CONTRERAS

Luz María Salamina  
ASOCIACIÓN PANAMEÑA DE CRÉDITO

Carla Salvatierra  
DIRECCIÓN DE OBRAS Y CONSTRUCCIONES MUNICIPIO DE PANAMA

Verónica Sinisterra  
AROSEMENA NORIEGA & CONTRERAS

Edwin Solis  
PANALPINA WORLD TRANSPORT LLP

Raul Soto  
AROSEMENA NORIEGA & CONTRERAS

Ricardo Tribaldos Hernández  
MINISTRY OF ECONOMY AND FINANCES

Marlaine Tuñón  
MINISTERIO DE COMERCIO E INDUSTRIA

Camilo Valdes  
MORGAN & MORGAN

Ramón Varela  
MORGAN & MORGAN

Juan Manuel Vasquez  
DIRECCIÓN DE OBRAS Y CONSTRUCCIONES MUNICIPIO DE PANAMA

Carlos Villalobos  
ICAZA, GONZALEZ-RUIZ & ALEMAN

**PAPUA NEW GUINEA**  
PT SEA HORSE PACIFIC - PNG  
Marjorie Andrew  
CONSULTATIVE IMPLEMENTATION & MONITORING COUNCIL  
Whitman Atasoa  
PNG POWER LTD.

Paul Barker  
CONSULTATIVE IMPLEMENTATION & MONITORING COUNCIL

Simon Bendo  
DEPARTMENT OF LANDS AND PHYSICAL PLANNING

Moses Billy  
BILLY ARCHITECTS

David Caradus  
PwC PAPUA NEW GUINEA

Richard Flynn  
ASHURST LLP

Vanessa Geita  
PwC PAPUA NEW GUINEA

Iboko Harako  
ELTECH ENGINEERING SERVICES LTD.

Kevin Hebou  
MOREA CUSTOMS AGENCIES

Stevens Kami  
GADENS LAWYERS

Timothy Koris  
PNG POWER LTD.

Sarah Kuman  
ALLENS ARTHUR ROBINSON

John Leahy  
LEAHY LEWIN NUTLEY SULLIVAN LAWYERS

Bruce Mackinlay  
CREDIT & DATA BUREAU LIMITED

Nigel Merrick  
WARNER SHAND LAWYERS LAE

Vaughan Mills  
ALLENS ARTHUR ROBINSON

Antonia Nohou  
PwC PAPUA NEW GUINEA

Lou Pipi  
NCDC MUNICIPALITY

Jason Reclamado  
ELTECH ENGINEERING SERVICES LTD.

Ian Shepherd  
ASHURST LLP

Thomas Taberia  
LEAHY LEWIN NUTLEY SULLIVAN LAWYERS

Tyson Yapao  
ALLENS ARTHUR ROBINSON

**PARAGUAY**  
ADMINISTRACION NACIONAL DE ELECTRICIDAD  
Magalí Rodríguez Alcalá  
BERKEMEYER, ATTORNEYS & COUNSELORS

Perla Alderete  
VOUGA & OLMEDO ABOGADOS

Florinda Benitez  
NOTARY PUBLIC

Enrique Benitez  
BDO RUBINSZTEIN & GUILLÉN

Luis Alberto Breuer  
BERKEMEYER, ATTORNEYS & COUNSELORS

Esteban Burt  
PERONI, SOSA, TELLECHEA, BURT & NARVAJA, MEMBER OF LEX MUNDI

Laura Cabrera  
VOUGA & OLMEDO ABOGADOS

Lorena Dolsa  
BERKEMEYER, ATTORNEYS & COUNSELORS

Estefanía Elicetche  
PERONI, SOSA, TELLECHEA, BURT & NARVAJA, MEMBER OF LEX MUNDI

Natalia Enciso Benitez  
NOTARY PUBLIC

Bruno Fiorio Carrizosa  
FIORIO, CARDOZO & ALVARADO

Juan Bautista Fiorio Gimenez  
FIORIO, CARDOZO & ALVARADO

Veronica Franco  
FERRERE ABOGADOS

Néstor Gamarra  
SERVIMEX SACI

Jorge Guillermo Gomez  
PwC PARAGUAY

Nadia Gorostiaga  
PwC PARAGUAY

Carl Thomas Gwynn  
GWYNN & GWYNN - LEGAL COUNSELLING AND TRANSLATIONS

Norman Gwynn  
GWYNN & GWYNN - LEGAL COUNSELLING AND TRANSLATIONS

Jorge Jimenez Rey  
BANCO CENTRAL DEL PARAGUAY

Pablo Livieres Guggiari  
ESTUDIO JURÍDICO LIVIERES GUGGIARI

Nestor Loizaga  
FERRERE ABOGADOS

Augusto César Mengual  
MAZACOTTE  
FIORIO, CARDOZO & ALVARADO

Maria Esmeralda Moreno  
MORENO RUFFINELLI & ASOCIADOS

Natalia Oddone  
BERKEMEYER, ATTORNEYS & COUNSELORS

Rocio Penayo  
MORENO RUFFINELLI & ASOCIADOS

Yolanda Pereira  
BERKEMEYER, ATTORNEYS & COUNSELORS

Maria Antonia Ramirez de Gwynn  
GWYNN & GWYNN - LEGAL COUNSELLING AND TRANSLATIONS

Natalio Rubinsztein  
BDO RUBINSZTEIN & GUILLÉN

Jorge Saba  
FIORIO, CARDOZO & ALVARADO

Mauricio Salgueiro  
VOUGA & OLMEDO ABOGADOS

Guillermo Sarubbi  
VOUGA & OLMEDO ABOGADOS

Federico Silva  
FERRERE ABOGADOS

Ruben Taboada  
PwC PARAGUAY

Ernesto Velázquez-Argaña  
FIORIO, CARDOZO & ALVARADO

Lia Zanotti  
PERONI, SOSA, TELLECHEA, BURT & NARVAJA, MEMBER OF LEX MUNDI

**PERU**  
PLFA & CIA ABOGADOS, ASESORES Y CONSULTORES  
SOCIEDAD AGRICOLA DROKASA  
Jose Aguado  
PAYET, REY, CAUVI ABOGADOS  
Walter Aguirre  
AGUIRRE ABOGADOS & ASESORES  
Marco Antonio Alarcón Piana  
ESTUDIO LUIS ECHECOPAR GARCÍA S.R.L.  
Alfonso Alvarez Calderón  
ESTUDIO ALVAREZ CALDERON  
Guillermo Auler  
JORGE AVENDAÑO & FORSYTH ABOGADOS  
Adriana Aurazo  
RUSSELL BEDFORD PERÚ / BARZOLA & ASOCIADOS S.C. - MEMBER OF RUSSELL BEDFORD INTERNATIONAL

Raul Barrios  
BARRIOS & FUENTES ABOGADOS

Maritza Barzola  
RUSSELL BEDFORD PERÚ / BARZOLA & ASOCIADOS S.C. - MEMBER OF RUSSELL BEDFORD INTERNATIONAL

Stephany Giovanna Bravo de Rueda Arce  
RANSA

Jorge Calle  
RUBIO LEGUÍA NORMAND

Liliana Callrigos  
BARRIOS & FUENTES ABOGADOS

Renzo Camaiora  
GALLO BARRIOS PICKMANN

Katherine Carranza  
PwC PERU

José Castillo  
RUSSELL BEDFORD PERÚ / BARZOLA & ASOCIADOS S.C. - MEMBER OF RUSSELL BEDFORD INTERNATIONAL

Fernando Castro  
MUÑOZ, RAMÍREZ, PERÉZ-TAIMAN & OLAYA ABOGADOS

Cecilia Catacora  
ESTUDIO OLAECHEA, MEMBER OF LEX MUNDI

Alessandra Cocchella  
RUBIO LEGUÍA NORMAND

Joanna Dawson  
ESTUDIO OLAECHEA, MEMBER OF LEX MUNDI

Ricardo de la Piedra  
ESTUDIO OLAECHEA, MEMBER OF LEX MUNDI

Alfonso De Los Heros Pérez Albelá  
ESTUDIO LUIS ECHECOPAR GARCÍA S.R.L.

Ginnette Deneumostier Carbonell  
CONUDFI

Paula Devescovi  
BARRIOS & FUENTES ABOGADOS

Juan Carlos Durand Grahammer  
DURAND ABOGADOS

Hugo Espinoza Rivera  
SUNARP

Guillermo Ferrero  
ESTUDIO FERRERO ABOGADOS

Mariana Franco  
ESTUDIO FERRERO ABOGADOS

Luis Fuentes  
BARRIOS & FUENTES ABOGADOS

Jorge Fuentes  
RUBIO LEGUÍA NORMAND

Carlos Gallardo Torres  
GENERAL AGENCY OF PUBLIC INCOME POLICY

Javier García  
OFICINA DE LA SECRETARÍA TÉCNICA DE CALIDAD

Juan García Montúfar  
RUBIO LEGUÍA NORMAND

Pamela Goyzueta  
EQUIFAX PERU S.A.

Cecilia Guzmán-Barrón  
GALLO BARRIOS PICKMANN

Giuliana Higuchi  
BARRIOS & FUENTES ABOGADOS

Jose Antonio Honda  
ESTUDIO OLAECHEA, MEMBER OF LEX MUNDI

César Ballón Izquierdo  
RANSA

Paul Jasauí  
AGENCIA SAN REMO

Juan Carlos Leon

Gianfranco Linares  
MUÑOZ, RAMÍREZ, PERÉZ-TAIMAN & OLAYA ABOGADOS

German Lora  
PAYET, REY, CALVI ABOGADOS

Juan Maranon  
PwC PERU

Milagros Maravi Sumar  
RUBIO LEGUÍA NORMAND

Carlos Martínez  
RUBIO LEGUÍA NORMAND

Ricardo Martínez Alvarez  
ACREDITA S.A.C.

Carlos Martínez Ebell  
RUBIO LEGUÍA NORMAND

Jesús Matos  
ESTUDIO OLAECHEA, MEMBER OF LEX MUNDI

Jorge Mogrovejo  
SUPERINTENDENCY OF BANKING, INSURANCE AND PRIVATE PENSION FUND ADMINISTRATOR

Ronaldo Moreno-Aramburú  
BARRIOS & FUENTES ABOGADOS

Javier Mori Cockburn  
EQUIFAX PERU S.A.

Miguel Mur  
PwC PERU

Jorge Olcese  
SUPERINTENDENCY OF BANKING, INSURANCE AND PRIVATE PENSION FUND ADMINISTRATOR

Lilian Oliver  
SUNARP

Ariel Orrego-Villacorta  
BARRIOS & FUENTES ABOGADOS

Jorge Ortiz  
SUNARP

Marco Palacios  
BARDELI & PALACIOS

Max Panay Cuya  
SUNARP

Mario Pereda  
JORGE AVENDAÑO & FORSYTH ABOGADOS

Adolfo Pinillos  
MIRANDA & AMADO ABOGADOS

Lucianna Polar  
ESTUDIO OLAECHEA, MEMBER OF LEX MUNDI

Maribel Príncipe  
RUBIO LEGUÍA NORMAND

María José Puertas  
GALLO BARRIOS PICKMANN

Bruno Marchese Quintana  
RUBIO LEGUÍA NORMAND

Carlos Javier Rabanal Sobrino  
DURAND ABOGADOS

Amilcar Ramos  
EQUIFAX PERU S.A.

Fernando M. Ramos  
BARRIOS & FUENTES ABOGADOS

Jorge Reategui  
ESTUDIO FERRERO ABOGADOS

Sonia L. Rengifo  
BARRIOS & FUENTES ABOGADOS

Alonso Rey Bustamante  
PAYET, REY, CALVI ABOGADOS

Jose M. Reyes  
BARRIOS & FUENTES ABOGADOS

Yulissa Rivero  
JORGE AVENDAÑO & FORSYTH ABOGADOS

Guillermo Acuña Roeder  
RUBIO LEGUÍA NORMAND

Jose Rosas  
LIMA CHAMBER OF COMMERCE

Lucy Ruiz  
OCR ADUANAS

Emil Ruppert  
RUBIO LEGUÍA NORMAND

Carolina Sáenz Llanos  
RUBIO LEGUÍA NORMAND

Mateo Salinas  
ESTUDIO OLAECHEA, MEMBER OF LEX MUNDI

Adolfo Sanabria  
MUÑOZ, RAMÍREZ, PERÉZ-TAIMAN & OLAYA ABOGADOS

Arturo Ruiz Sanchez  
RUBIO LEGUÍA NORMAND

Paola Joselyn Sánchez Alfaro  
RANSA

Victor Scarsi  
LUZ DEL SUR

Martin Serkovic  
ESTUDIO OLAECHEA, MEMBER OF LEX MUNDI

Hugo Silva  
RODRIGO, ELÍAS, MEDRANO ABOGADOS

Liliana Tsuboyama Shiohama  
ESTUDIO LUIS ECHECOPAR GARCÍA S.R.L.

Daniel Ulloa  
REBAZA, ALCAZAR & DE LAS CASAS ABOGADOS FINANCIEROS

Carlos Urbina Ćarcamo  
RANSA

Jack Vainstein  
VAINSTEIN & INGENIEROS S.A.

Erick Valderrama Villalobos  
PwC PERU

José Antonio Valdez  
ESTUDIO OLAECHEA, MEMBER OF LEX MUNDI

Omar Valle  
BARRIOS & FUENTES ABOGADOS

Edwin Vilca  
PwC PERU

Manuel Villa-García  
ESTUDIO OLAECHEA, MEMBER OF LEX MUNDI

Agustín Yrigoyen  
GARCÍA SAYÁN ABOGADOS

Gustavo Zanabria  
GENERAL AGENCY OF FOREIGN ECONOMIC MATTERS, COMPETITION AND PRIVATE INVESTMENT

Hector Zegarra  
PAYET, REY, CALVI ABOGADOS

Heidy Zuzunaga  
AGUIRRE ABOGADOS & ASESORES

## PHILIPPINES

ERNST & YOUNG

Jazmin Banal  
ROMULO, MABANTA, BUENAVENTURA, SAYOC & DE LOS ANGELES, MEMBER OF LEX MUNDI

Manuel Battalones  
BAP CREDIT BUREAU, INC.

Antonio T. Bote  
INTERNATIONAL CONSOLIDATOR PHILIPPINES, INC.

Alexander Cabrera  
ISLA LIPANA & CO.

Ciriaco S. Calalang  
CALALANG LAW OFFICES

Ernesto Caluya Jr.  
JIMENEZ GONZALES BELLO VALDEZ CALUYA & FERNANDEZ

Mylene Capangcol  
DEPARTMENT OF ENERGY

Cecile Margaret Caro  
SyCIP SALAZAR HERNANDEZ & GATMAITAN

Bryant Casiw  
BAKER & MCKENZIE

Domingo Castillo  
SyCIP SALAZAR HERNANDEZ & GATMAITAN

Jon Edmarc Castillo  
SyCIP SALAZAR HERNANDEZ & GATMAITAN

Sandhya Marie Castro  
ROMULO, MABANTA, BUENAVENTURA, SAYOC & DE LOS ANGELES, MEMBER OF LEX MUNDI

Kenneth Chua  
QUISUMBING TORRES, MEMBER FIRM OF BAKER & MCKENZIE INTERNATIONAL

Barbra Jill Clara  
SyCIP SALAZAR HERNANDEZ & GATMAITAN

Juan Paolo Colet  
CASTILLO LAMAN TAN PANTALEON & SAN JOSE

Emerico O. de Guzman  
ANGARA ABELLO CONCEPCION REGALA & CRUZ LAW OFFICES (ACCRALAW)

Dino de los Angeles  
ROMULO, MABANTA, BUENAVENTURA, SAYOC & DE LOS ANGELES, MEMBER OF LEX MUNDI

Anthony Dee  
SyCIP SALAZAR HERNANDEZ & GATMAITAN

Rafael del Rosario  
ROMULO, MABANTA, BUENAVENTURA, SAYOC & DE LOS ANGELES, MEMBER OF LEX MUNDI

Juana M. Dela Cruz  
INTERNATIONAL CONSOLIDATOR PHILIPPINES, INC.

Redel Domingo  
MERALCO

Rachel Folloso  
FOLLOSCO MORALLOS & HERCE

Catherine Franco  
QUISUMBING TORRES, MEMBER FIRM OF BAKER & MCKENZIE INTERNATIONAL

Gilberto Gallos  
ANGARA ABELLO CONCEPCION REGALA & CRUZ LAW OFFICES (ACCRALAW)

Geraldine S. Garcia  
FOLLOSCO MORALLOS & HERCE

Andres Gatmaitan  
SyCIP SALAZAR HERNANDEZ & GATMAITAN

Nicole Dawn Gavine  
ISLA LIPANA & CO.

Victor Genuino  
MERALCO

Vicente Gerochi  
SyCIP SALAZAR HERNANDEZ & GATMAITAN

Gwen Grecia-de Vera  
PUYAT, JACINTO & SANTOS LAW OFFICE

Jessica Hilado  
PUYAT, JACINTO & SANTOS LAW OFFICE

Tadeo F. Hilado  
ANGARA ABELLO CONCEPCION REGALA & CRUZ LAW OFFICES (ACCRALAW)

Thea Marie Jimenez  
QUASHA ANCHETA PENA & NOLASCO

Carina Laforteza  
SyCIP SALAZAR HERNANDEZ & GATMAITAN

Hiyasmin Lapitan  
SyCIP SALAZAR HERNANDEZ & GATMAITAN

Benjamin Lerma  
ROMULO, MABANTA, BUENAVENTURA, SAYOC & DE LOS ANGELES, MEMBER OF LEX MUNDI

Esther Claudine F. Lim  
ANGARA ABELLO CONCEPCION REGALA & CRUZ LAW OFFICES (ACCRALAW)

Erich H. Lingad  
INTERNATIONAL CONSOLIDATOR PHILIPPINES, INC.

Ronald Mark Lleno  
SyCIP SALAZAR HERNANDEZ & GATMAITAN

Roberto Locsin  
INTERNATIONAL CONTAINER TERMINAL SERVICES, INC.

Eleanor Lucas Roque  
PUNONGBAYAN & ARAULLO

Bhong Paulo Macasaet  
SyCIP SALAZAR HERNANDEZ & GATMAITAN

Yolanda Mendoza-Eleazar  
CASTILLO LAMAN TAN PANTALEON & SAN JOSE

Maria Teresa Mercado-Ferrer  
SyCIP SALAZAR HERNANDEZ & GATMAITAN

Marianne Miguel  
SyCIP SALAZAR HERNANDEZ & GATMAITAN

Jose Salvador Mirasol  
ROMULO, MABANTA, BUENAVENTURA, SAYOC & DE LOS ANGELES, MEMBER OF LEX MUNDI

Jesúsito G. Morillos  
FOLLOSCO MORALLOS & HERCE

Freddie Naagas  
SCM CREATIVE CONCEPTS INC.

Jomini C. Nazareno  
ROMULO, MABANTA, BUENAVENTURA, SAYOC & DE LOS ANGELES, MEMBER OF LEX MUNDI

Amanda Nograles  
ROMULO, MABANTA, BUENAVENTURA, SAYOC & DE LOS ANGELES, MEMBER OF LEX MUNDI

Leonid C. Nolasco  
CASTILLO LAMAN TAN PANTALEON & SAN JOSE

Carla Ortiz  
ROMULO, MABANTA, BUENAVENTURA, SAYOC & DE LOS ANGELES, MEMBER OF LEX MUNDI

Maria Christina Ortuá  
SyCIP SALAZAR HERNANDEZ & GATMAITAN

Ma. Minerva Paez-Collantes  
JIMENEZ GONZALES BELLO VALDEZ CALUYA & FERNANDEZ

Benedicto Panigbatan  
SyCIP SALAZAR HERNANDEZ & GATMAITAN

Emmanuel C. Paras  
SyCIP SALAZAR HERNANDEZ & GATMAITAN

Senen Quizon  
PUNONGBAYAN & ARAULLO

Elaine Patricia S. Reyes  
ANGARA ABELLO CONCEPCION REGALA & CRUZ LAW OFFICES (ACCRALAW)

Ricardo J. Romulo  
ROMULO, MABANTA, BUENAVENTURA, SAYOC & DE LOS ANGELES, MEMBER OF LEX MUNDI

Lea L. Roque  
PUNONGBAYAN & ARAULLO



Neptali Salvanera  
ANGARA ABELLO CONCEPCION  
REGALA & CRUZ LAW OFFICES  
(ACCRALAW)

Froilan Savet  
MERALCO

Abigail D. Sese  
CASTILLO LAMAN TAN PANTALEON &  
SAN JOSE

Felix Sy  
BAKER & MCKENZIE

Sheryl Tanquilut  
ROMULO, MABANTA, BUENAVENTURA,  
SAYOC & DE LOS ANGELES, MEMBER OF  
LEX MUNDI

Carlos Martin Tayag  
ROMULO, MABANTA, BUENAVENTURA,  
SAYOC & DE LOS ANGELES, MEMBER OF  
LEX MUNDI

Herman Tinoyan  
ISLA LIPANA & CO.

Anna Bianca Torres  
PUYAT, JACINTO & SANTOS LAW  
OFFICE

Patrick Tovey  
INTERNATIONAL CONTAINER TERMINAL  
SERVICES, INC.

Glenn T. Tuazon  
ROMULO, MABANTA, BUENAVENTURA,  
SAYOC & DE LOS ANGELES, MEMBER OF  
LEX MUNDI

Shirley Velasquez  
PUYAT, JACINTO & SANTOS LAW  
OFFICE

Peter Young  
INTERNATIONAL CONTAINER TERMINAL  
SERVICES, INC.

Maria Winda Ysibido  
ISLA LIPANA & CO.

Redentor C. Zapata  
QUASHA ANCHETA PENA & NOLASCO

Gil Roberto Zerrudo  
QUISUMBING TORRES, MEMBER FIRM OF  
BAKER & MCKENZIE INTERNATIONAL

## POLAND

AGENCJA TRANSPORTOWA MAKRO  
SERVICE

ALLEN & OVERY, A. PEDZICH SP.K.  
BIRD & BIRD MACIEJ GAWROŃSKI SP.K.

BUSINESS & LAW BLOG

JOLANTA BAREJ NOTARY

MAŁGORZATA MOREŁOWSKA-  
MAMIŃSKA NOTARY

PwC POLAND

REJESTR DEŁUŻNIKÓW ERIF BIURO  
INFORMACJI GOSPODARCZEJ S.A.

Michał Anastasiu  
KANCELARIA PRAWA GOSPODARCZEJO  
I EKOLOGICZNEGO DR BARTOSZ  
DRANIEWICZ

Grzegorz Banasiuk  
GIDE LOYRETTE NOUËL POLAND  
WARSAW

Michał Barłowski  
WARDYŃSKI & PARTNERS

Ewelina Bartnik  
MULTIBANK S.A.

Michał Białobrzeski  
HOGAN LOVELLS (WARSAWA) LLP

Anna Bochnia  
DLA PIPER WIATER SP.K.

Aleksander Borowicz  
BIURO INFORMACJI KREDYTOWEJ S.A.

Stawomir Boruc  
BAKER & MCKENZIE

Urszula Brzezińska  
BLACKSTONES

Piotr Brzeziński  
GIDE LOYRETTE NOUËL POLAND  
WARSAW

Tomasz Chentosz  
BAKER & MCKENZIE

Paweł Cupriak  
PAWEŁ CUPRIAK NOTARY

Agnieszka Czarnecka  
KPT TAX ADVISORS

Tomasz Czech  
RAIFFEISEN BANK POLSKA S.A.

Michał Dąbrowski  
MINISTRY OF JUSTICE

Andrzej Dmowski  
RUSSELL BEDFORD DZO SP.  
Z.O.O. - MEMBER OF RUSSELL BEDFORD  
INTERNATIONAL

Bartosz Draniewicz  
KANCELARIA PRAWA GOSPODARCZEJO  
I EKOLOGICZNEGO DR BARTOSZ  
DRANIEWICZ

Mateusz Dróżdź  
GIDE LOYRETTE NOUËL POLAND  
WARSAW

Edyta Dubikowska  
SQUIRE SANDERS ŚWIĘCICKI KRZESŃIAK  
SP.K.

Rafał Dziedzic  
GIDE LOYRETTE NOUËL POLAND  
WARSAW

Piotr Falarz  
DLA PIPER WIATER SP.K.

Agnieszka Fedor  
WKB WIERCINSKI, KWIECINSKI, BAEHR

Krzysztof Feluch  
WIERZBOWSKI EVERSHEDES, MEMBER OF  
EVERSHEDES INTERNATIONAL LTD.

Marek Firlej  
MINISTRY OF FINANCE

Joanna Gasowski  
WIERZBOWSKI EVERSHEDES, MEMBER OF  
EVERSHEDES INTERNATIONAL LTD.

Lech Giliciński  
WIERZBOWSKI EVERSHEDES, MEMBER OF  
EVERSHEDES INTERNATIONAL LTD.

Michał Gliński  
WARDYŃSKI & PARTNERS

Rafał Godlewski  
WARDYŃSKI & PARTNERS

Paweł Grześkowiak  
GIDE LOYRETTE NOUËL POLAND  
WARSAW

Łukasz Hejmej  
WHITE & CASE W. DANIŁOWICZ, W.  
JURCEWICZ I WSPÓLNICY - KANCELARIA  
PRAWNA SP.K.

Mariusz Hildebrand  
BIG INFO MONITOR SA

Magdalena Inglot  
WHITE & CASE W. DANIŁOWICZ, W.  
JURCEWICZ I WSPÓLNICY - KANCELARIA  
PRAWNA SP.K.

Witold Jarzyński  
MAGNUSSON

Joanna Jasiewicz  
GIDE LOYRETTE NOUËL POLAND  
WARSAW

Jakub Jędrzejak  
WKB WIERCINSKI, KWIECINSKI, BAEHR

Adam Jerzykowski  
WARDYŃSKI & PARTNERS

Magdalena Kalińska  
WKB WIERCINSKI, KWIECINSKI, BAEHR

Rafał Kamiński  
WHITE & CASE W. DANIŁOWICZ, W.  
JURCEWICZ I WSPÓLNICY - KANCELARIA  
PRAWNA SP.K.

Tomasz Kański  
SOETYSIŃSKI KAWECKI & SZLĘZAK

Katarzyna Kapuścińska  
MINISTRY OF JUSTICE

Iwona Karasek-Wojciechowicz  
JAGIELLONIAN UNIVERSITY

Mariusz Każuch  
MINISTRY OF FINANCE

Karol Kotowski  
LAW FIRM DOMAŃSKI ZAKRZEWSKI  
PALINKA

Katarzyna Konstanty  
NIKIEL & PARTNERS LAW OFFICE

Olga Koszewska  
CHADBOURNE & PARKE LLP

Agnieszka Kowalska  
GIDE LOYRETTE NOUËL POLAND  
WARSAW

Kinga Kowalska  
GIDE LOYRETTE NOUËL POLAND  
WARSAW

Ewa Łachowska - Broł  
WIERZBOWSKI EVERSHEDES, MEMBER OF  
EVERSHEDES INTERNATIONAL LTD.

Konrad Piotr Lewandowski

Marta Liberda - Stembalska  
KRAJOWY REJESTR DEŁUGÓW BIURO  
INFORMACJI GOSPODARCZEJ S.A.

Agnieszka Lisiecka  
WARDYŃSKI & PARTNERS

Wojciech Łuczka  
HOGAN LOVELLS (WARSAWA) LLP

Anna Krystyna Machulak  
BAKER & MCKENZIE

Paweł Mazurkiewicz  
MDDP MICHALIK DEUSKA DZIEDZIC  
I PARTNERZY

Sebastian Michalik  
CARGO-PARTNER SPEDYCJA SP. Z.O.O.

Tomasz Michalik  
MDDP MICHALIK DEUSKA DZIEDZIC  
I PARTNERZY

Anna Misiak  
MDDP MICHALIK DEUSKA DZIEDZIC  
I PARTNERZY

Magdalena Moczulska  
WARDYŃSKI & PARTNERS

Michał Niemirowicz-Szczytt  
BNT NEUPERT ZAMORSKA & PARTNERZY  
SP.J.

Michał Nowacki  
WARDYŃSKI & PARTNERS

Justyna Nowak  
BAKER & MCKENZIE

Dariusz Okolski  
OKOLSKI LAW OFFICE

Krystyna Olczak  
RUSSELL BEDFORD DZO SP.  
Z.O.O. - MEMBER OF RUSSELL BEDFORD  
INTERNATIONAL

Anita Oldakowska

Krzysztof Pawlak  
SOETYSIŃSKI KAWECKI & SZLĘZAK

Weronika Pelc  
WARDYŃSKI & PARTNERS

Alexandra Pereira dos Reis  
RAPOSO BERNARDO & ASSOCIADOS

Łukasz Piebiak  
REGIONAL COURT IN WARSAW

Tomasz Poteć  
KPT TAX ADVISORS

Adrian Praczuk  
MINISTRY OF FINANCE

Bartłomiej Raczkowski  
BARTŁOMIEJ RACZKOWSKI KANCELARIA  
PRAWNA PRACY

Piotr Sadownik  
GIDE LOYRETTE NOUËL POLAND  
WARSAW

Katarzyna Sarek  
BARTŁOMIEJ RACZKOWSKI KANCELARIA  
PRAWA PRACY

Alicja Sarna  
MDDP MICHALIK DEUSKA DZIEDZIC  
I PARTNERZY

Piotr Siciński  
PIOTR SICIŃSKI NOTARY

Karol Skibniewski  
SOETYSIŃSKI KAWECKI & SZLĘZAK

Zbigniew Skórczyński  
CHADBOURNE & PARKE LLP

Michał Steinhagen  
WARDYŃSKI & PARTNERS

Ewelina Stobiecka  
TAYLOR WESSING, E|N|V|C

Peter Święcicki  
SQUIRE SANDERS ŚWIĘCICKI KRZESŃIAK  
SP. K.

Aleksandra Sypek  
KPT TAX ADVISORS

Izabela Szczygilewska  
WKB WIERCINSKI, KWIECINSKI, BAEHR

Łukasz Szegda  
WARDYŃSKI & PARTNERS

Paweł Szmurło  
NIKIEL & PARTNERS LAW OFFICE

Maciej Szwedowski  
SQUIRE SANDERS ŚWIĘCICKI KRZESŃIAK  
SP.K.

Anna Tarasiuk-Flodrowska  
HOGAN LOVELLS (WARSAWA) LLP

Dariusz Tokarczuk  
GIDE LOYRETTE NOUËL POLAND  
WARSAW

Katarzyna Trzaska  
BAKER & MCKENZIE

Sylwia Tylenda  
RAPOSO BERNARDO & ASSOCIADOS

Dominika Wagrodzka  
BNT NEUPERT ZAMORSKA & PARTNERZY  
SP.J.

Dariusz Wasylkowski  
WARDYŃSKI & PARTNERS

Joanna Wierzejska  
LAW FIRM DOMAŃSKI ZAKRZEWSKI  
PALINKA

Anna Wietrzyńska  
DLA PIPER WIATER SP.K.

Robert Windmill  
WINDMILL GAŚIEWSKI & ROMAN  
LAW OFFICE

Steven Wood  
BLACKSTONES

Tomasz Zabost  
PROLOGIS

Małgorzata Zamorska  
BNT NEUPERT ZAMORSKA & PARTNERZY  
SP.J.

Katarzyna Zarebska  
WHITE & CASE W. DANIŁOWICZ, W.  
JURCEWICZ I WSPÓLNICY - KANCELARIA  
PRAWNA SP.K.

Grażyna Zaremba  
RUSSELL BEDFORD DZO SP. Z  
O.O. - MEMBER OF RUSSELL BEDFORD  
INTERNATIONAL

Tomasz Zasacki  
WARDYŃSKI & PARTNERS

Magdalena Zwolińska  
BARTŁOMIEJ RACZKOWSKI KANCELARIA  
PRAWA PRACY

Sylwester Zydowicz  
TAYLOR WESSING, E|N|V|C

PORTUGAL

Joana Abreu  
ABREU ADVOGADOS

Paula Alegria Martins  
MOUTEIRA GUERREIRO, ROSA AMARAL  
& ASSOCIADOS - SOCIEDADE DE  
ADVOGADOS R.L.

Bruno Andrade Alves  
PwC PORTUGAL

Nuno Alves Mansilha  
MIRANDA CORREIA AMENDEIRA  
& ASSOCIADOS - SOCIEDADE DE  
ADVOGADOS RL

Rogério Alves Vieira  
ASSOCIAÇÃO DOS TRANSITÁRIOS DE  
PORTUGAL - APAT

Joana Andrade Correia  
RAPOSO BERNARDO & ASSOCIADOS

Filipa Arantes Pedroso  
MORAIS LEITÃO, GALVÃO TELES,  
SOARES DA SILVA & ASSOCIADOS,  
MEMBER OF LEX MUNDI

Miguel Azevedo  
J & A GARRIGUES, S.L.P

Diana Bandeira  
PEDRO RAPOSO & ASSOCIADOS

João Banza  
PwC PORTUGAL

João Nuno Barrocas  
BARROCAS ADVOGADOS

Manuel P. Barrocas  
BARROCAS ADVOGADOS

Irina Bartman Ferreira  
PwC PORTUGAL

Marco Bico da Costa  
CREDINFORMAÇÕES/ EQUIFAX

Zita Brito Limpo  
PEDRO RAPOSO & ASSOCIADOS

Vicente Caldeira Pires  
PEDRO RAPOSO & ASSOCIADOS

Fernando Cardoso da Cunha  
GALI MACEDO & ASSOCIADOS

Fernando Carmo  
CÂMARA DESPACHANTES OFICIAIS

Tiago Castanheira Marques  
ABREU ADVOGADOS

Susana Cebola  
INSTITUTO DOS REGISTOS E DO  
NOTARIADO

Paula Coelho  
PwC PORTUGAL

Marcelo Correia Alves  
BARROCAS ADVOGADOS

Joaquim Correia Teixeira  
EDP DISTRIBUIÇÃO - ENERGIA, SA

Andreia Damásio  
PEDRO RAPOSO & ASSOCIADOS

Miguel de Avillez Pereira  
ABREU ADVOGADOS

João Cadete de Matos  
BANCO DE PORTUGAL

Carlos de Sousa e Brito  
CARLOS DE SOUSA E BRITO &  
ASSOCIADOS

Cristina Dein  
DEIN ADVOGADOS

João Duarte de Sousa  
J & A GARRIGUES, S.L.P

Jaime Esteves  
PwC PORTUGAL

Bruno Ferreira  
J & A GARRIGUES, S.L.P

Sofia Ferreira Enriquez  
RAPOSO BERNARDO & ASSOCIADOS

Ana Filipa Ribeiro  
PwC PORTUGAL

Nélson Freitas  
PwC PORTUGAL

Nuno Pimentel Gomes  
ABREU ADVOGADOS

Patricia Gomes  
MORAIS LEITÃO, GALVÃO TELES,  
SOARES DA SILVA & ASSOCIADOS,  
MEMBER OF LEX MUNDI

Tania Gomes  
NEVILLE DE ROUMÉGONT &  
ASSOCIADOS

Paulo Henriques  
P. HENRIQUES - CONSULTORIA, LDA.

Inga Kilkeviciene  
KPL LEGAL

Tiago Lemos  
PLEN - SOCIEDADE DE ADVOGADOS,  
RL

Diogo Léonidas Rocha  
J & A GARRIGUES, S.L.P

Daniel Lobo Antunes  
CARLOS DE SOUSA E BRITO &  
ASSOCIADOS

Jorge Pedro Lopes  
POLYTECHNIC INSTITUTE OF BRAGANÇA

Helga Lopes Ribeiro  
MOUTEIRA GUERREIRO, ROSA AMARAL  
& ASSOCIADOS - SOCIEDADE DE  
ADVOGADOS R.L.

Tiago Gali Macedo  
GALI MACEDO & ASSOCIADOS

Ana Margarida Maia  
MIRANDA CORREIA AMENDEIRA  
& ASSOCIADOS - SOCIEDADE DE  
ADVOGADOS RL

Francisco José Maia Coelho  
AICCOPN-ASSOCIAÇÃO DOS  
INDUSTRIAS DA CONSTRUÇÃO CIVIL E  
OBRAS PÚBLICAS

Pedro Manuel Niza  
PwC PORTUGAL

Miguel Marques dos Santos  
J & A GARRIGUES, S.L.P

Isabel Martínez de Salas  
J & A GARRIGUES, S.L.P

Francisco Guimarães Melo  
PwC PORTUGAL

Susana Melo  
GRANT THORNTON LLP

Anabela Mendes  
PwC PORTUGAL

Joaquim Luis Mendes  
GRANT THORNTON LLP

Gonçalo Meneses  
CARLOS DE SOUSA E BRITO &  
ASSOCIADOS

Ana Pinto Morais  
PwC PORTUGAL

João Moucheira  
INSTITUTO DOS REGISTOS E DO  
NOTARIADO

António Mouteira Guerreiro  
MOUTEIRA GUERREIRO, ROSA AMARAL  
& ASSOCIADOS - SOCIEDADE DE  
ADVOGADOS R.L.

Vânia Nicolau  
PEDRO RAPOSO & ASSOCIADOS

Rita Nogueira Neto  
J & A GARRIGUES, S.L.P

Catarina Nunes  
PwC PORTUGAL

Vitorino Oliveira  
INSTITUTO DOS REGISTOS E DO  
NOTARIADO

António Luís Pereira Figueiredo  
INSTITUTO DOS REGISTOS E DO  
NOTARIADO

Acácio Pita Negro  
PLEN - SOCIEDADE DE ADVOGADOS,  
RL

Rita Pitacas  
PEDRO RAPOSO & ASSOCIADOS

Margarida Ramalho  
ASSOCIAÇÃO DE EMPRESAS DE  
CONSTRUÇÃO, OBRAS PÚBLICAS E  
SERVIÇOS

Nelson Raposo Bernardo  
RAPOSO BERNARDO & ASSOCIADOS

Maria João Ricou  
CUATRECASAS, GONÇALVES PEREIRA

Filomena Rosa  
INSTITUTO DOS REGISTOS E DO  
NOTARIADO

Francisco Salgueiro  
NEVILLE DE ROUMÉGONT &  
ASSOCIADOS

Miguel Santana  
MIRANDA CORREIA AMENDEIRA  
& ASSOCIADOS - SOCIEDADE DE  
ADVOGADOS RL

Pedro Santos  
GRANT THORNTON LLP

Raquel Santos  
MORAIS LEITÃO, GALVÃO TELES,  
SOARES DA SILVA & ASSOCIADOS,  
MEMBER OF LEX MUNDI

Filipe Santos Barata  
GÓMEZ-ACEBO & POMBO ABOGADOS,  
S.L.P. SUCURSAL EM PORTUGAL

Susana Santos Valente  
PEDRO RAPOSO & ASSOCIADOS

Cristina Serrazina  
PEDRO RAPOSO & ASSOCIADOS

Ana Sofia Silva  
CUATRECASAS, GONÇALVES PEREIRA

Cláudia Silva Nunes  
PEDRO RAPOSO & ASSOCIADOS

Luís Filipe Sousa  
PwC PORTUGAL

Carmo Sousa Machado  
ABREU ADVOGADOS

Rui Souto  
PEDRO RAPOSO & ASSOCIADOS

João Paulo Teixeira de Matos  
J & A GARRIGUES, S.L.P

Ricardo Veloso  
VMP - VELOSO, MENDES, PATO E  
ASSOCIADOS

António Vicente Marques  
AVM ADVOGADOS

## PUERTO RICO (U.S.)

Viviana Aguilu  
PwC PUERTO RICO

Alfredo Alvarez-Ibañez  
O'NEILL & BORGES

Salvador Antonetti  
O'NEILL & BORGES

Vicente Antonetti  
GOLDMAN ANTONETTI & CORDOVA  
PSC

Juan Aquino  
O'NEILL & BORGES

Antonio A. Arias-Larcada  
MCCONNELL VALDÉS LLC

Luis Ariza  
ABF FREIGHT SYSTEMS, INC.

James A. Arroyo  
TRANSUNION DE PUERTO RICO

Vanessa Badillo  
O'NEILL & BORGES

Pedro Barcelo

Hermann Bauer  
O'NEILL & BORGES

Nikos Buxeda Ferrer  
ADSLAR MUNIZ GOYCO SEDA &  
PÉREZ-OCHOA, PSC

Edward Calvesbert  
DEPARTAMENTO DE DESARROLLO  
ECONOMICO PUERTO RICO

Adriana Capacete  
O'NEILL & BORGES

Jorge Capó Matos  
O'NEILL & BORGES

Vanessa Carballido  
O'NEILL & BORGES

Solyman Castillo-Morales  
GOLDMAN ANTONETTI & CORDOVA  
PSC

Samuel Céspedes Jr.  
MCCONNELL VALDÉS LLC

Odemarís Chacon  
WILLIAM ESTRELLA | ATTORNEYS &  
COUNSELORS

Walter F. Chow  
O'NEILL & BORGES

Miguel A. Cordero  
PUERTO RICO ELECTRIC POWER  
AUTHORITY

Myrtelesa Díaz-Pedrosa  
ADSLAR MUNIZ GOYCO SEDA &  
PÉREZ-OCHOA, PSC

Veronica Duran  
BANCO POPULAR DE PUERTO RICO

Antonio Escudero  
MCCONNELL VALDÉS LLC

Alfonso Fernandez  
IVYPORT LOGISTICAL SERVICES INC.

David Freedman  
O'NEILL & BORGES

Julio Galindez  
FPV & GALINDEZ, PSC - MEMBER OF  
RUSSELL BEDFORD INTERNATIONAL

Virginia Gomez  
PUERTO RICO ELECTRIC POWER  
AUTHORITY

William Gutierrez  
BANCO POPULAR DE PUERTO RICO

Pedro Janer  
CMA ARCHITECTS & ENGINEERS LLP

Gabriel Maldonado  
QUIÑONES & SÁNCHEZ, PSC

Oswald Maldonado  
LAPARKAN

Rubén M. Medina-Lugo  
CANCIO, NADAL, RIVERA & DÍAZ

Oscar O. Meléndez - Sauri  
MALLEY TAMARGO & MELÉNDEZ-  
SAURI, LLC

Juan Carlos Méndez  
MCCONNELL VALDÉS LLC

Jose Morales  
SUN AIR EXPEDITE SERVICE

Julio Pereira  
PLATINUM CARGO LOGISTICS

Thelma Rivera  
GOLDMAN ANTONETTI & CORDOVA  
PSC

Victor Rodriguez  
MULTITRANSPORT & MARINE CO.

Victor Rodriguez  
PwC PUERTO RICO

Ana Margarita Rodríguez  
O'NEILL & BORGES

Victor R. Rodríguez  
O'NEILL & BORGES

Loudres Rodríguez-Morera

Edgardo Rosa-Ortiz  
FPV & GALINDEZ, PSC - MEMBER OF  
RUSSELL BEDFORD INTERNATIONAL

Jorge M. Ruiz Montilla  
MCCONNELL VALDÉS LLC

Patricia Salichs  
MCCONNELL VALDÉS LLC

Alejandro Sigueroa  
QUIÑONES & SÁNCHEZ, PSC

Eduardo Tamargo  
MALLEY TAMARGO & MELÉNDEZ-  
SAURI, LLC

Paola Ubiñas  
O'NEILL & BORGES

Carlos Valldejuly  
O'NEILL & BORGES

Tania Vazquez Maldonado  
BANCO POPULAR DE PUERTO RICO

Raúl Vidal y Sepúlveda  
DEPARTMENT OF ECONOMIC  
DEVELOPMENT AND COMMERCE

Travis Wheatley  
O'NEILL & BORGES

## QATAR

Abdelmoniem Abutiffa  
QATAR INTERNATIONAL LAW FIRM

Hani Al Naddaf  
AL TAMIMI & COMPANY ADVOCATES  
& LEGAL CONSULTANTS

Khalifa Al-Moselmani  
DOHA COURT OF FIRST INSTANCE

Rashed Albufilasa  
PANALPINA QATAR WLL

Clarine Assaf  
BADRI AND SALIM EL MEOUCHI LAW  
FIRM, MEMBER OF INTERLEGES

Monita Barghachieh  
PATTON BOGGS LLP

Sleiman Dagher  
BADRI AND SALIM EL MEOUCHI LAW  
FIRM, MEMBER OF INTERLEGES

Fouad El Haddad  
CLYDE & CO.

Chadia El Meouchi  
BADRI AND SALIM EL MEOUCHI LAW  
FIRM, MEMBER OF INTERLEGES

Ömer Elmas  
AGA-MEP CONTRACTING &  
ENGINEERING Co. LLC

Sami Fakhoury  
AL TAMIMI & COMPANY ADVOCATES  
& LEGAL CONSULTANTS

Sarah Fakhry  
BADRI AND SALIM EL MEOUCHI LAW  
FIRM, MEMBER OF INTERLEGES

Mohamed Fouad  
SULTAN AL-ABDULLA & PARTNERS

Robert Hager  
PATTON BOGGS LLP

Walid Honein  
BADRI AND SALIM EL MEOUCHI LAW  
FIRM, MEMBER OF INTERLEGES

Ahmed Jaafir  
AL TAMIMI & COMPANY ADVOCATES  
& LEGAL CONSULTANTS

Marie-Anne Jabbour  
BADRI AND SALIM EL MEOUCHI LAW  
FIRM, MEMBER OF INTERLEGES

Marc Jreidini  
BADRI AND SALIM EL MEOUCHI LAW  
FIRM, MEMBER OF INTERLEGES

Maryline Kalaydjian  
BADRI AND SALIM EL MEOUCHI LAW  
FIRM, MEMBER OF INTERLEGES

Upuli Kasturiarachchi  
PwC QATAR

Sajid Khan  
PwC QATAR

Frank Lucente  
AL TAMIMI & COMPANY ADVOCATES  
& LEGAL CONSULTANTS

Mustafa Mahmoud  
SUPREME JUDICIARY COUNCIL, QATAR

Seem Maleh  
AL TAMIMI & COMPANY ADVOCATES  
& LEGAL CONSULTANTS

Elias Matni  
BADRI AND SALIM EL MEOUCHI LAW  
FIRM, MEMBER OF INTERLEGES

Declan Mordant  
PwC QATAR

Rita Moukarzel  
BADRI AND SALIM EL MEOUCHI LAW  
FIRM, MEMBER OF INTERLEGES

Ahmed Tawfik Nassim  
AHMED TAWFIK & Co. CERTIFIED  
PUBLIC ACCOUNTANT

Charbel Neaman  
CLYDE & CO.

Sujani Nisansala  
PwC QATAR

Mike Palmer  
PATTON BOGGS LLP

Lyka Rom  
AHMED TAWFIK & Co. CERTIFIED  
PUBLIC ACCOUNTANT

David Salt  
CLYDE & CO.

Mohammad Sami  
AL SULAITI, ATTORNEYS, LEGAL  
CONSULTANTS & ARBITRATORS, MENA  
CITY LAWYERS

Zain Al Abdin Sharar  
QATAR FINANCIAL MARKETS  
AUTHORITY (QFMA)

Abdul Aziz Mohammed Sorour  
MINISTRY OF JUSTICE

Terence G.C. Witzmann  
HSBC

## ROMANIA

ANRE

Nicolaie Adam  
JUCA ZBĂRCEA & ASOCIATII

Andrei Albulescu  
JUCA ZBĂRCEA & ASOCIATII

Adelina Anghel  
GEBRUEDER WEISS ROMANIA SRL

Cosmin Anghel  
CLIFFORD CHANCE BADEA SCA

Gabriela Anton  
JUCA ZBĂRCEA & ASOCIATII

Andrei Badiu  
3B EXPERT AUDIT - MEMBER OF  
RUSSELL BEDFORD INTERNATIONAL

Irina Elena Bănică  
POP PEPA SCA

ATTORNEYS- AT- LAW

Alexandra Barac  
POP PEPA SCA

ATTORNEYS- AT- LAW

Paula Boteanu  
DLA PIPER DINU SCA

Vlad Cercel  
JUCA ZBĂRCEA & ASOCIATII

Alin Chitu  
JUCA ZBĂRCEA & ASOCIATII

Victor Ciociltan  
OANCEA CIOCILTAN & ASOCIATII

Raluca Coman  
CLIFFORD CHANCE BADEA SCA

Oana Cornescu  
JUCA ZBĂRCEA & ASOCIATII

Dorin Coza  
SULICA PROTOPOESCU VONICA

Sergius Crețu  
JUCA ZBĂRCEA & ASOCIATII

Alex Cristea  
JUCA ZBĂRCEA & ASOCIATII

Radu Damaschin  
NESTOR NESTOR DICULESCU KINGSTON  
PETERSEN

Rebeca Dan  
POP PEPA SCA ATTORNEYS-AT-LAW

Crina Danila  
MUŞAT & ASOCIAȚII

Peter De Ruiters  
PWC ROMANIA

Adrian Deaconu  
TAXHOUSE SRL

Georgiana Descultu  
PWC ROMANIA

Luminita Dima  
NESTOR NESTOR DICULESCU KINGSTON  
PETERSEN

Rodica Dobre  
PWC ROMANIA

Ion Dragulin  
NATIONAL BANK OF ROMANIA

Laura Adina Duca  
NESTOR NESTOR DICULESCU KINGSTON  
PETERSEN

Serban Epure  
BIROUL DE CREDIT

Georgiana Evi  
CLIFFORD CHANCE BADEA SCA

Adriana Gaspar  
NESTOR NESTOR DICULESCU KINGSTON  
PETERSEN

Monica Georgiadis  
DLA PIPER DINU SCA

Sergiu Gidei  
D&B DAVID ȘI BAIAS LAW FIRM

Laura Gradinescu  
DLA PIPER DINU SCA

Daniela Gramaticescu  
NESTOR NESTOR DICULESCU KINGSTON  
PETERSEN

Mihai Guia  
LINA & GUIA SCA

Horia Hispas  
ȚUCA ZĂRCEA & ASOCIAȚII

Ana-Maria Hrituc  
SULICA PROTOPOESCU VONICA

Cristina Iacobescu  
POP PEPA SCA ATTORNEYS-AT-LAW

Iulian Iosif  
MUŞAT & ASOCIAȚII

Diana Emanuela Ispas  
NESTOR NESTOR DICULESCU KINGSTON  
PETERSEN

Crenguta Leaua  
LEAUA & ASOCIAȚII

Cristian Lina  
LINA & GUIA SCA

Edita Lovin  
RETIRED JUDGE OF ROMANIAN SUPREME  
COURT OF JUSTICE

Ileana Lucian  
MUŞAT & ASOCIAȚII

Andreea-Maria Lupulet  
POP PEPA SCA ATTORNEYS-AT-LAW

Smaranda Mandrescu  
POP PEPA SCA ATTORNEYS-AT-LAW

Dumitru Viorel Manescu  
NATIONAL UNION OF CIVIL LAW  
NOTARIES OF ROMANIA

Gelu Maravela  
MUŞAT & ASOCIAȚII

Carmen Medar  
D&B DAVID ȘI BAIAS LAW FIRM

Raluca Mihaila  
PWC ROMANIA

Cătălina Mihăilescu  
ȚUCA ZĂRCEA & ASOCIAȚII

Ana Mirea  
CLIFFORD CHANCE BADEA SCA

Tiberius Mitu-Dumitrescu  
OANCEA CIOCÎLTAN & ASOCIAȚII

Amalia Musat  
DLA PIPER DINU SCA

Mona Musat  
MUŞAT & ASOCIAȚII

Razvan Nanescu  
NESTOR NESTOR DICULESCU KINGSTON  
PETERSEN

Adriana Neagoe  
NATIONAL BANK OF ROMANIA

Manuela Marina Nestor  
NESTOR NESTOR DICULESCU KINGSTON  
PETERSEN

Theodor Catalin Nicolescu  
NICOLESCU & PERIANU LAW FIRM

Tudor Oancea  
OANCEA CIOCÎLTAN & ASOCIAȚII

Marius Pătrășcanu  
MUŞAT & ASOCIAȚII

Steven Pepa  
POP PEPA SCA ATTORNEYS-AT-LAW

Laurențiu Petre  
SĂVESCU VOINESCU ȘI ASOCIAȚII

Monica Pirvulescu  
POP PEPA SCA ATTORNEYS-AT-LAW

Ana Maria Placintescu  
MUŞAT & ASOCIAȚII

Carolina Pletniuc  
LINA & GUIA SCA

Claudiu Pop  
POP PEPA SCA ATTORNEYS-AT-LAW

Eugen Pop

Alina Elena Popescu  
MUŞAT & ASOCIAȚII

Mariana Popescu  
NATIONAL BANK OF ROMANIA

Tiberiu Potyetz  
BITRANS LTD.

Monica Preotescu  
NESTOR NESTOR DICULESCU KINGSTON  
PETERSEN

Sebastian Radocea  
ȚUCA ZĂRCEA & ASOCIAȚII

Cristian Radu  
ȚUCA ZĂRCEA & ASOCIAȚII

Laura Radu  
STOICA & ASOCIAȚII - SOCIETATE  
CIVILĂ DE AVOCAȚI

Alexandra Rimbu  
MUŞAT & ASOCIAȚII

Angela Rosca  
TAXHOUSE SRL

Adrian Rotaru  
CLIFFORD CHANCE BADEA SCA

Andrei Săvescu  
SĂVESCU VOINESCU ȘI ASOCIAȚII

Valentin Serban  
SALANS MOORE & ASOCIAȚII SCA

Catalina Sodolescu  
NESTOR NESTOR DICULESCU KINGSTON  
PETERSEN

Alexandru Stanciu  
LEAUA & ASOCIAȚII

Anca Stanculescu  
LAW OFFICES CORNEL TABARTA

Lorena Stanculescu  
LAW OFFICES CORNEL TABARTA

Sorin Corneliu Stratula  
STRATULA MOCANU & ASOCIAȚII

Mariana Sturza  
ȚUCA ZĂRCEA & ASOCIAȚII

Miruna Suci  
MUŞAT & ASOCIAȚII

Roxana Talasman  
NESTOR NESTOR DICULESCU KINGSTON  
PETERSEN

Florin Tinghe  
DLA PIPER DINU SCA

Andra Trantea  
DLA PIPER DINU SCA

Oana Tudorache  
PWC ROMANIA

Anca Maria Ulea  
MUŞAT & ASOCIAȚII

Ionut Ursache  
PWC ROMANIA

Cristina Vedel  
POP PEPA SCA ATTORNEYS-AT-LAW

Cristina Virtopeanu  
NESTOR NESTOR DICULESCU KINGSTON  
PETERSEN

## RUSSIAN FEDERATION

Andrei Afanasiev  
BAKER & MCKENZIE - CIS, LIMITED

Marat Agabalyan  
HERBERT SMITH CIS LLP

Mike Allen  
RUSSIAN CONSULTING LLC

Julia Andreeva  
CAPITAL LEGAL SERVICES LLC

Anatoly E. Andriash  
NORTON ROSE (CENTRAL EUROPE) LLP

Mikhail Anosov  
CAPITAL LEGAL SERVICES LLC

Irina Anyukhina  
ALRUD LAW FIRM

Igor Arakelov  
ALRUD LAW FIRM

Stefan Bah  
PUBLISHING HOUSE CUSTOMS  
TERMINALS

Konstantin Baranov  
CMS LEGAL

Elena Barikhnovskaya  
SALANS

Derek Bloom  
CAPITAL LEGAL SERVICES LLC

Egor Bogdanov  
GIDE LOYRETTE NOUËL, MEMBER OF  
LEX MUNDI

Julia Borozdna  
PEPELIAEV GROUP

Sergey Budylin  
ROCHE & DUFFAY

Maria Bykovskaya  
GIDE LOYRETTE NOUËL, MEMBER OF  
LEX MUNDI

David Cranfield  
CMS LEGAL

George Darasselia  
NORTON ROSE (CENTRAL EUROPE) LLP

Irina Davidovskaya  
CHAMBER OF TAX ADVISERS OF RUSSIA

Andrey Demusenko  
RUSSIAN CONSULTING LLC

Irina Dmitrieva  
WHITE & CASE LLC

Oleg Ganeles

Roman Golovatsky  
DLA PIPER RUS LIMITED

Maria Gorban  
GIDE LOYRETTE NOUËL, MEMBER OF  
LEX MUNDI

Inna Havanova  
CHAMBER OF TAX ADVISERS OF RUSSIA

Maria Ivakina  
ALRUD LAW FIRM

Ivan Ivanov  
FINEC

Anton Kalanov  
INTEREXPERTIZA LLC, MEMBER OF AGN  
INTERNATIONAL

Pavel Karpunin  
CAPITAL LEGAL SERVICES LLC

Ekaterina Karunets  
BAKER & MCKENZIE - CIS, LIMITED

Alexander Khretinin  
HERBERT SMITH CIS LLP

Ruslan Kiss  
RUSSIAN LOGISTICS PROVIDER

Olga Konkova  
ABU ACCOUNTING SERVICES

Anastasia Konovalova  
NORTON ROSE (CENTRAL EUROPE) LLP

Oksana Kostenko  
CMS LEGAL

Alyona Kozyreva  
NORTON ROSE (CENTRAL EUROPE) LLP

Alyona Kucher  
DEBEVOISE & PLUMPTON LLP

Artem Kukin  
YUST

Victoria Kushner  
PEPELIAEV GROUP

Olga Laletina

David Lasfargue  
GIDE LOYRETTE NOUËL, MEMBER OF  
LEX MUNDI

Stepan Lubavsky  
FINEC

Dmitry Lyakhov  
RUSSIN & VECCHI, LLC

Igor N. Makarov  
BAKER & MCKENZIE - CIS, LIMITED

Anna Maximenko  
DEBEVOISE & PLUMPTON LLP

Mikhail Morozov

Igor Nevsy  
MIKHAILOV & PARTNERS - MEMBER OF  
RUSSELL BEDFORD INTERNATIONAL

Elena Novikova  
ALRUD LAW FIRM

Elena Ogawa  
LEVINE BRIDGE

Aleksandr Panarin  
LOGISTIC SERVICE

Sergey Pankov  
ABU ACCOUNTING SERVICES

Andrey Panov  
MONASTYRSKY, ZYUBA, STEPANOV &  
PARTNERS

Roman Peikrishvili  
TNB-LINE

Andrey Pestov  
ZAO 2B2

Sergey Petrachkov  
ALRUD LAW FIRM

Oleg Petrov  
CMS LEGAL

Olga Pimanova  
ALRUD LAW FIRM

Sergey Pozdnyakov  
ZAO ZNAK

Evgeny Saklakov  
WHITE & CASE LLC

André Scholz  
RODL & PARTNER

Vladimir Shikin  
NATIONAL BUREAU OF CREDIT  
HISTORIES

Ksenia Sidorova  
YUST

Maria Sinyavskaya  
CMS LEGAL

Victoria Sivachenko  
ALRUD LAW FIRM

Alexey Soldatov  
ABU ACCOUNTING SERVICES

Julia Solomkina  
LEVINE BRIDGE

Maria Solovykh  
ALRUD LAW FIRM

Ekaterina Starostina  
NATIONAL BUREAU OF CREDIT  
HISTORIES

Tatiana Stepanenko  
RUSSIAN CONSULTING LLC

Valentina Subbotina  
INTEREXPERTIZA LLC, MEMBER OF AGN  
INTERNATIONAL

Victoria Subocheva  
RUSSIN & VECCHI, LLC

Vitaliy Survillo  
PUBLIC NATIONWIDE ORGANIZATION  
BUSINESS RUSSIA

Ivetta Tchistiakova-Berd  
GIDE LOYRETTE NOUËL, MEMBER OF  
LEX MUNDI

Ivan Tertychny  
NORTON ROSE (CENTRAL EUROPE) LLP

Pavel Timofeev  
HANNES SNELLMAN LLC

Daria Trozanova  
LEVINE BRIDGE

Alexander Tsakoev  
NORTON ROSE (CENTRAL EUROPE) LLP

Olga Yudina  
CMS LEGAL

Vladislav Zbrodin  
CAPITAL LEGAL SERVICES LLC

Julia Zasukhina  
NORTON ROSE (CENTRAL EUROPE) LLP

Andrey Zavalishin  
CMS LEGAL

Marina Zaykova  
CLOSED STOCK COMPANY STS ENERGY

Andrey Zelenin  
LIDINGS LAW FIRM

Evgeny Zhilin  
YUST

## RWANDA

BRALIRWA LTD.  
NATIONAL BANK OF RWANDA

Alberto Basomingera  
CABINET D'AVOCATS MHAYIMANA

Pierre Célestin Bumbakare  
RWANDA REVENUE AUTHORITY

Eric Cyaga  
K-SOLUTIONS AND PARTNERS

Claudine Gasarabwe  
GASARABWE CLAUDINE & ASSOCIES

Patrick Gashagaza  
GPO PARTNERS RWANDA LIMITED, AN  
INDEPENDENT CORRESPONDENT FIRM OF  
DELOITTE TOUCHE TOHMATSU

Felix Gatanazi  
EWSA

Jean Havugimana  
ECODESEP LTD.

Suzanne Iyakaremye  
SDV TRANSAMI

Francois Xavier Kalinda  
UNIVERSITÉ NATIONALE DU RWANDA

Désiré Kamanzi  
KAMANZI, NTAGANIRA & ASSOCIATES

Marcellin Kamanzi  
BUREAU D'ÉTUDES D'ARCHITECTURE ET  
DE RÉALISATION (BEAR)

Julien Kavaruganda  
K-SOLUTIONS AND PARTNERS

Rodolphe Kembukuswa  
SDV TRANSAMI

Bernice Kimacia  
PWC

Isaïe Mhayimana  
CABINET D'AVOCATS MHAYIMANA

Joseph Mpunga  
RWANDA DEVELOPMENT BOARD

Donatien Mucyo  
MUCYO & ASSOCIÉS

Paul Frobisher Mugambwa  
PWC UGANDA

Alexandre Mugenzangabo  
MUCYO & ASSOCIÉS

Richard Mugisha  
TRUST LAW CHAMBERS

Léopold Munderere  
CABINET D'AVOCATS-CONSEILS

Pothin Muvura

Ernest Mwiza  
TOWN NICE VIEW

Jean Kizito Niyonshuti  
KAMANZI, NTAGANIRA & ASSOCIATES

Martin Nkurunziza  
GPO PARTNERS RWANDA LIMITED, AN  
INDEPENDENT CORRESPONDENT FIRM OF  
DELOITTE TOUCHE TOHMATSU

Marie Ange Nsengimana  
KAMANZI, NTAGANIRA & ASSOCIATES

Jean Claude Nsengiyumva  
TRIBUNAL DE COMMERCE DE  
NYARUGENGE

Paul Pavlidis  
CREDIT REFERENCE BUREAU AFRICA  
LTD.

Lucien Ruterana  
EWSA

Etienne Ruzibiza

Sandrani Sebakara  
BUREAU D'ÉTUDES CAEDEC

Florence Umurungi  
FREIGHT LOGISTIC SERVICES LTD.

Ravi Vadgama  
CREDIT REFERENCE BUREAU AFRICA  
LTD.

## SAMOA

ELECTRIC POWER CORPORATION

LEAVAI LAW

Mike Betham  
TRANSAM LTD.

Ferila Brown  
PLANNING AND URBAN MANAGEMENT  
AGENCY

Lawrie Burich  
QUANTUM CONTRAX LTD

Murray Drake  
DRAKE & CO.

Ruby Drake  
DRAKE & CO.

Fiona Ey  
CLARKE EY LAWYERS

Heather Ikenasio-Heather  
MINISTRY OF NATURAL RESOURCES &  
ENVIRONMENT

Sitiili Aumua Isaia Lamako  
MINISTRY OF COMMERCE, INDUSTRY  
AND LABOUR

Sala Istitolo Leota  
PUBLIC ACCOUNTANT

Arthur R. Penn  
LESA MA PENN

Faletasi Sao  
SAMOE REALTY ESTATE

Wilber Stewart  
STEWART ARCHITECTURE

Grace Stowers  
STEVENSONS LAWYERS

Shan Shiraz Ali Usman  
TRADEPAC MARKETING LTD.

Sieni Voorwinden  
MANAGER LEGAL

## SÃO TOMÉ AND PRÍNCIPE

GUICHÉ ÚNICO PARA EMPRESAS

Eudes Aguiar  
AGUIAR & PEDRONHO STUDIO

André Aureliano Aragão  
JURISCONSULTA & ADVOGADO

Helder Batista  
DESPACHANTE HELDER BATISTA

Sukayna Braganca  
BANCO INTERNACIONAL DE SÃO TOMÉ  
E PRÍNCIPE

Celiza Deus Lima  
JPALMS ADVOGADOS

Saul Fonseca  
MIRANDA CORREIA AMENDEIRA  
& ASSOCIADOS - SOCIEDADE DE  
ADVOGADOS RL

Amadeu Goncalves  
MANUEL ROQUE LTDA.

Pedro Guiomar  
SUPERMARITIME SÃO TOMÉ

Fernando Lima da Trindade  
MINISTRY OF PUBLICS WORKS,  
GEOGRAPHICAL-CADASTRE, NATURAL  
RESOURCES, AND ENVIRONMENT

Vitor Marques da Cruz  
FCB&A IN ASSOCIATION WITH POSSE  
DA COSTA & ASSOCIADOS

Idalina Martinho  
DESPACHANTE HELDER BATISTA

Raul Mota Cerveira  
MIRANDA CORREIA AMENDEIRA  
& ASSOCIADOS - SOCIEDADE DE  
ADVOGADOS RL

João Branco Pedro  
NATIONAL LABORATORY OF CIVIL  
ENGINEERING

Ana Rijo  
MIRANDA CORREIA AMENDEIRA  
& ASSOCIADOS - SOCIEDADE DE  
ADVOGADOS RL

Hugo Rita  
TERRA FORMA

Ana Roque  
MANUEL ROQUE LTDA.

José Manuel Roque  
MANUEL ROQUE LTDA.

Cláudia Santos Malaquias  
MIRANDA CORREIA AMENDEIRA  
& ASSOCIADOS - SOCIEDADE DE  
ADVOGADOS RL

Nayda Silveira D'Almeida  
AVM ADVOGADOS PORTUGAL

Rui Veríssimo  
SOARES DA COSTA

Teresa Veríssimo  
SOARES DA COSTA

António Vicente Marques  
AVM ADVOGADOS

## SAUDI ARABIA

ELECTRICITY & CO-GENERATION  
REGULATORY AUTHORITY

TALAL BIN NAIF AL-HARBI LAW FIRM

Abdulaziz Abdullatif  
AL-SOAIIB LAW FIRM

Asad Abedi  
THE ALLIANCE OF ABBAS F. GHAZZAWI  
& CO. AND HAMMAD, AL-MEHDAR  
& CO.

Fayyaz Ahmad  
JONES LANG LASALLE

Naeem Akhtar  
CAPITAL LOGISTICS & TRANSPORT

Amer Abdulaziz Al Amr  
DLA PIPER

Majed Al Hedayan  
CHAMBER OF COMMERCE & INDUSTRY

Omar Al Saab  
LAW OFFICE OF MOHAMMED BIN SAUD  
AL-RASHEED IN ASSOCIATION WITH  
BAKER BOTTS LLP

Fouad Mohammed  
Al-Abdulqader  
SAUDI ELECTRICITY COMPANY

Gihad Al-Amri  
DR. MOHAMED AL-AMRI & CO.

Naim Al-Chami  
TALAL ABU GHAZALEH LEGAL  
(TAG-LEGAL)

Sulaiman R. Al-Fraih  
AL-FRAIH LAW OFFICE

Mohammed Al-Ghamdi  
FULBRIGHT & JAWORSKI LLP

Abdullah Al-Hashim  
AL-JADAAN & PARTNERS LAW FIRM

Tala Al-Hejalain  
DLA PIPER

Mohammed Al-Jadaan  
AL-JADAAN & PARTNERS LAW FIRM

Yousef A. Al-Joufi  
AL-JOUFI LAW FIRM

Fahad I. Al-Khudairy  
FADHA ENGINEERING CONSULTANTS

Nabil Abdullah Al-Mubarak  
SAUDI CREDIT BUREAU - SIMAH

Lamia Abdulaziz Al-Ogailee  
FULBRIGHT & JAWORSKI LLP

Ayedh Al-Otaibi  
SAUDI ARABIAN GENERAL INVESTMENT  
AUTHORITY

Ahmed A. Al-Sabti  
SAUDI ARABIAN GENERAL INVESTMENT  
AUTHORITY

Abdullatif Bin Abdullah  
Al-Shelash  
DAR AL-ARKAN

Mohammed Al-Soaib  
AL-SOAIIB LAW FIRM

Turki M. AlBallaa  
THE LAW OFFICE OF BANDER  
ALNOGAIATHAN

Fayez Aldebs  
PWC SAUDI ARABIA

Omar AlHoshan  
ALHOSHAN CPAs & CONSULTANTS -  
CORRESPONDENT OF RUSSELL BEDFORD  
INTERNATIONAL

Bander A. Alnogaithan  
THE LAW OFFICE OF BANDER  
ALNOGAIATHAN

Wicki Andersen  
BAKER BOTTS LLP

Abdul Moen Arnous  
LAW OFFICE OF HASSAN MAHASSNI

Arwa Aulaji  
BAFAKIH & NASSIEF

Karim Aziz

Wael Fadl Bafakih  
BAFAKIH & NASSIEF

John Balouziyeh  
SNR DENTON

Kamal El-Batnigi  
KPMG

Majdi El-Shami  
OMRANIA & ASSOCIATES

Imad El-Dine Ghazi  
LAW OFFICE OF HASSAN MAHASSNI

Rahul Goswami  
LAW OFFICE OF HASSAN MAHASSNI

Shadi Haroon  
LAW OFFICE OF MOHAMMED BIN SAUD  
AL-RASHEED IN ASSOCIATION WITH  
BAKER BOTTS LLP

John Harris  
JONES LANG LASALLE

Kenny Hawsey  
PWC SAUDI ARABIA

Chadi F. Hourani  
HOURANI & ASSOCIATES

Amgad Husein  
SNR DENTON

Samer Jamhour  
TALAL ABU GHAZALEH LEGAL  
(TAG-LEGAL)

Mohammad Kamran Sial  
KPMG

Zaid Mahayni  
LAW OFFICE OF HASSAN MAHASSNI

Waheed M. Mallisho  
AL RASHID TRADING & CONTRACTING  
COMPANY

Rukn Eideen Mohammed  
OMRANIA & ASSOCIATES

Nadine Murshid  
BAFAKIH & NASSIEF

Eyad R. Reda  
DLA PIPER

Mustafa Saleh  
EMDAD ARRIYADH

Abdul Shakoor  
GLOBE MARINE SERVICES CO.

Archana Sinha  
RCS PVT. LTD BUSINESS ADVISORS  
GROUP

Peter Stansfield  
AL-JADAAN & PARTNERS LAW FIRM

Neil Sturgeon  
DR. MOHAMED AL-AMRI & CO.

Sameh M. Toban  
TOBAN, ATTORNEYS AT LAW & LEGAL  
ADVISORS

Mohammed Yaghmour  
PWC SAUDI ARABIA

Natasha Zahid  
BAKER BOTTS LLP

Abdul Aziz Zaibag  
ALZAIKABAG CONSULTANTS

Soudki Zawaydeh  
PWC SAUDI ARABIA

## SENEGAL

BOLLORE AFRICA LOGISTICS

CABINET JOHN W. FFOOKS & CO.

Ahmadou Al Aminou Lo  
BCEAO

Marie Ba  
BDO

Magatte Dabo  
TRANSFRET DAKAR

Ibrahima Diagne  
GAINDE 2000

Amadou Diouldé Diallo  
MINISTÈRE DE L'URBANISME ET DE  
L'ASSAINISSEMENT

Fidèle Dieme  
SENELEC

Adoul Aziz Dieng  
CENTRE DE GESTION AGRÉÉ DE DAKAR

Issa Dione  
SENELEC

Fodé Diop  
ART INGÉRIERIE AFRIQUE

Amadou Diop  
GAINDE 2000

Khadijatou Fary Diop  
Thiombane  
CABINET JURAFRIK CONSEIL EN AFFAIRES  
(JCA)

Amadou Drame  
CABINET D'AVOCAT CHEIKH FALL

Cheikh Fall  
CABINET D'AVOCAT CHEIKH FALL

Aïssatou Fall  
PRICEWATERHOUSECOOPERS TAX &  
LEGAL SA

Bakary Faye  
BDS

Seynabou Faye  
CABINET D'AVOCAT CHEIKH FALL

Moustapha Faye  
SOCIÉTÉ CIVILE PROFESSIONNELLE  
D'AVOCATS FRANÇOIS SARR &  
ASSOCIÉS

Elehadj Madiop Feme  
COSELEC

Antoine Gomis  
SCP SENGHOR & SARR, NOTAIRES  
ASSOCIÉS

Sylvie Gomis  
SCP SENGHOR & SARR, NOTAIRES  
ASSOCIÉS

Matthias Hubert  
PRICEWATERHOUSECOOPERS TAX &  
LEGAL SA

Abdou Dially Kane  
CABINET MAÎTRE ABDOU DIALY KANE

Mahi Kane  
PRICEWATERHOUSECOOPERS TAX &  
LEGAL SA

Mouhamed Kebe  
GENI & KEBE

Ousseynou Lagnane  
BDS

Moussa Mbacke  
ÉTUDE NOTARIALE MOUSSA MBACKE

Mamadou Mbaye  
SCP MAME ADAMA GUEYE &  
ASSOCIÉS

Dame Mbaye  
TRANSFRET DAKAR

Ibrahima Mbodj  
AVOCAT À LA COUR

Aly Mar Ndiaye  
COMMISSION DE RÉGULATION DU  
SECTEUR DE L'ÉLECTRICITÉ

Ndéné Ndiaye

Moustapha Ndiaye  
AVOCAT À LA COUR

Joséphine Ngom  
PRICEWATERHOUSECOOPERS TAX &  
LEGAL SA

Babacar Sall  
BDS

Mbacké Sene  
SENELEC

Fatma Sene  
SOCIÉTÉ CIVILE PROFESSIONNELLE  
D'AVOCATS FRANÇOIS SARR &  
ASSOCIÉS

Daniel-Sédar Senghor  
SCP SENGHOR & SARR, NOTAIRES  
ASSOCIÉS



Codou Sow-Seck  
GENI & KEBE

Ibra Thiombane  
CABINET JURAFRIK CONSEIL EN AFFAIRES  
(JCA)

Sokna Thiombane  
CABINET JURAFRIK CONSEIL EN AFFAIRES  
(JCA)

Baba Traore  
TRANSFRET DAKAR

Emmanuel Yehouessi  
BCEAO

## SERBIA

TRIMO INZENERING D.O.O.

Milos Andjelkovic  
WOLF THEISS

Aleksandar Andrejic  
PRICA & PARTNERS LAW OFFICE

Marija Bojović  
BOJOVIĆ DAŠIĆ KOJOVIĆ

Bojana Bregovic  
WOLF THEISS

Milan Brkovic  
ASSOCIATION OF SERBIAN BANKS

Marina Bulatovic  
WOLF THEISS

Ana Čalić  
PRICA & PARTNERS LAW OFFICE

Ivan Cavdarevic  
PRICA & PARTNERS LAW OFFICE

Jovan Cirkovic  
HARRISON SOLICITORS

Vladimir Dabić  
THE INTERNATIONAL CENTER FOR  
FINANCIAL MARKET DEVELOPMENT

Dejan Davidovic  
NINKOVIĆ LAW OFFICE

Vera Davidović  
MARIĆ, MALIŠIĆ & DOSTANIĆ O.A.D.  
CORRESPONDENT LAW FIRM OF GIDE  
LOYRETTE NOUËL

Simon Dayes  
CMS CAMERON McKENNA

Nikola Djordjevic  
LAW OFFICES JANKOVIĆ, POPOVIĆ  
& MITIĆ

Uroš Djordjević  
ŽIVKOVIĆ & SAMARDŽIĆ LAW OFFICE

Nemanja Djukic  
ŽIVKOVIĆ & SAMARDŽIĆ LAW OFFICE

Jelena Kuveljic Dmitric  
LAW OFFICES ZEČEVIĆ & LUKIĆ

Veljko Dostanic  
MARIĆ, MALIŠIĆ & DOSTANIĆ O.A.D.  
CORRESPONDENT LAW FIRM OF GIDE  
LOYRETTE NOUËL

Dragan Draca  
PwC SERBIA

Vuk Drašković  
BOJOVIĆ DAŠIĆ KOJOVIĆ

Jelena Gazidova  
LAW OFFICES JANKOVIĆ, POPOVIĆ  
& MITIĆ

Danica Gligorijević  
PRICA & PARTNERS LAW OFFICE

Milanka Jaric  
PRICA & PARTNERS LAW OFFICE

Dejan Jeremić  
REPUBLIC GEODETIC AUTHORITY

Aleksandra Jović  
CMS CAMERON McKENNA

Nemanja Kačavenda  
A.D. INTEREUROPA, BELGRADE

Tatjana Kaplanovic  
JETSET REAL ESTATE AGENCY

Dimitrios Katsaros  
IKRP ROKAS & PARTNERS

Nikola Kliska  
MARIĆ, MALIŠIĆ & DOSTANIĆ O.A.D.  
CORRESPONDENT LAW FIRM OF GIDE  
LOYRETTE NOUËL

Vidak Kovacevic  
WOLF THEISS

Ivan Krsikapa  
NINKOVIĆ LAW OFFICE

Dejan Krstic  
FREE LANCE LEGAL CONSULTANT

Zach Kuvizić  
KUVIZIĆ & TADIĆ LAW OFFICE

Krzysztof Lipka  
PwC SERBIA

Rastko Malisic  
MARIĆ, MALIŠIĆ & DOSTANIĆ O.A.D.  
CORRESPONDENT LAW FIRM OF GIDE  
LOYRETTE NOUËL

Aleksandar Mančev  
PRICA & PARTNERS LAW OFFICE

Ines Matijević-Papulin  
HARRISON SOLICITORS

Dimitrije Nikolić  
CARGO T. WEISS D.O.O.

Djordje Ninković  
NINKOVIĆ LAW OFFICE

Bojana Noskov  
WOLF THEISS

Jelena Obradović  
ŽIVKOVIĆ & SAMARDŽIĆ LAW OFFICE

Darija Ognjenović  
PRICA & PARTNERS LAW OFFICE

Igor Oljačić  
ADVOKATSKA KANCELARIJA OLJAČIĆ

Vladimir Perić  
PRICA & PARTNERS LAW OFFICE

Mihajlo Prica  
PRICA & PARTNERS LAW OFFICE

Ana Radiojević  
PwC SERBIA

Oliver Radosavljevic  
MARIĆ, MALIŠIĆ & DOSTANIĆ O.A.D.  
CORRESPONDENT LAW FIRM OF GIDE  
LOYRETTE NOUËL

Stojan Semiz  
CMS CAMERON McKENNA

Dragana Stanojević  
USAID BUSINESS ENABLING PROJECT  
(BY CARDNO EMERGING MARKETS  
USA)

Milica Steljić  
ADVOKATSKA KANCELARIJA OLJAČIĆ

Petar Stojanović  
JOKSOVIĆ, STOJANOVIĆ AND PARTNERS

Zoran Teodosijević  
LAW OFFICES JANKOVIĆ, POPOVIĆ  
& MITIĆ

Ana Tomić  
JOKSOVIĆ, STOJANOVIĆ AND PARTNERS

Snežana Tošić  
SERBIAN BUSINESS REGISTERS AGENCY

Sanja Vesic  
A.D. INTEREUROPA, BELGRADE

Andreja Vrazalic  
MORAVČEVIĆ, VOJNOVIĆ &  
ZDRAVKOVIĆ U SARADNJI SA  
SCHONHERR

Milenko Vucaj  
PD ELEKTRODISTRIBUCIJA BEOGRAD  
D.O.O.

Srećko Vujaković  
MORAVČEVIĆ, VOJNOVIĆ &  
ZDRAVKOVIĆ U SARADNJI SA  
SCHONHERR

Tanja Vukotić Marinković  
SERBIAN BUSINESS REGISTERS AGENCY

Miloš Vulić  
PRICA & PARTNERS LAW OFFICE

Miloš Živković  
ŽIVKOVIĆ & SAMARDŽIĆ LAW OFFICE

## SEYCHELLES

ERNST & YOUNG

INTERNATIONAL LAW & CORPORATE  
SERVICES LTD.

PUBLIC UTILITIES CORPORATION

Gerry Adam  
MAHE SHIPPING CO. LTD.

Clifford Andre  
P&A ASIA

Jules Baker  
MINISTRY OF LABOUR AND HUMAN  
RESOURCES DEVELOPMENT

Lucienne Charlette  
SEYCHELLES REGISTRAR GENERAL

Andre D. Ciseau  
SEYCHELLES PORTS AUTHORITY

Alex Ellenberger  
LOCUS ARCHITECTURE PTY. LTD.

Gerard Esparon  
MINISTRY OF NATIONAL DEVELOPMENT

Malcolm Moller  
APPLEBY GLOBAL

Margaret Nourice  
STAMP DUTY COMMISSION

Brian Orr  
MEJ ELECTRICAL

Divino Sabino  
PARDIWALLA TWOMEY LABLACHE

Kieran B. Shah  
BARRISTER & ATTORNEY-AT-LAW

## SIERRA LEONE

Gideon Ayi-Owoo  
PwC GHANA

Abdul Akim Bangura  
ASSOCIATION OF CLEARING AND  
FORWARDING AGENCIES SIERRA LEONE

Mohamed Sahid Bangura  
MACAULEY, BANGURA & CO.

Philip Bangura  
BANK OF SIERRA LEONE

Desmond Dalton Beckley  
DALTECH / DESMI ENTERPRISES

Cheryl Blake  
B&J PARTNERS

Sonia Browne  
CLAS LEGAL

Emile Carr  
LEONE CONSULTANTS

Delphine Caulker  
MINISTRY OF WORKS HOUSING AND  
INFRASTRUCTURE (MWH&I)

Beatrice Chaytor  
CLAS LEGAL

Kpana M. Conteh  
NATIONAL REVENUE AUTHORITY

Michaela Kadijatu Conteh  
WRIGHT & CO.

Sahid Conteh  
NATIONAL REVENUE AUTHORITY

Abu Bakr Dexter  
E.E.C. SHEARS-MOSES & CO.

Mariama Dumbuya  
RENNER THOMAS & CO., ADELE  
CHAMBERS

Joseph Fofanah  
OFFICE OF THE ADMINISTRATOR AND  
REGISTRAR GENERAL (OARG)

Manilius Garber  
JARRETT-YASKEY, GARBER &  
ASSOCIATES: ARCHITECTS (JYGA)

Eke Ahmed Halloway  
HALLOWAY & PARTNERS

Donald Jones  
MINISTRY OF LANDS, COUNTRY  
PLANNING AND THE ENVIRONMENT

Francis Kaifala  
WRIGHT & CO.

Mariama Seray Kallay  
GOVERNMENT OF SIERRA LEONE

Raymond Fleance Kamara  
NATIONAL REVENUE AUTHORITY

Georgiana Karim  
CLAS LEGAL

Shiaka Kawa  
EDRA CONSULTANCY

Adekunle Milton King  
PETROLEUM RESOURCES UNIT

Baimba Koroma  
MINISTRY OF WORKS HOUSING AND  
INFRASTRUCTURE (MWH&I)

Francis Kpukumu  
MINISTRY OF WORKS HOUSING AND  
INFRASTRUCTURE (MWH&I)

Millicent Lewis-Ojumu  
CLAS LEGAL

Corneilius Max-Williams  
DESTINY SHIPPING AGENCIES AND  
CLEARING AND FORWARDING AGENCIES

Mohamed Pa Momoh Fofanah  
EDRINA CHAMBERS

Rev. Dan Oalmer  
NATIONAL POWER AUTHORITY

Christopher J. Peacock  
SERPICO TRADING ENTERPRISES

Kargbo Santigie  
A+S BUSINESS CENTRE

Augustine Santos Kamara  
NATIONAL REVENUE AUTHORITY

Julia Sarkodie-Mensah

Horatio Sawyer  
MINISTRY OF WORKS HOUSING AND  
INFRASTRUCTURE (MWH&I)

Nana Adjoa Anaisewa Sey  
PwC GHANA

Fatmata Sorie  
WRIGHT & CO.

Valisius Thomas  
ADVENT CHAMBERS

Alhaji Timbo  
NATIONAL POWER AUTHORITY

Darcy White  
PwC GHANA

Franklyn Williams  
SIERRA LEONE BUSINESS FORUM LTD.

Yada Williams  
YADA WILLIAMS AND ASSOCIATE

Claudius Williams-Tucker  
KPMG

Rowland Wright  
WRIGHT & CO.

Matthew Bubb  
ASHURST LLP

Ronald Cai  
MINISTRY OF MANPOWER

Shi-Chien Chia  
MINISTRY OF TRADE & INDUSTRY

Hooi Yen Chin  
POLARIS LAW CORPORATION

Lim Ah Kuan  
SP POWERGRID LTD.

Matthew Bubb  
ASHURST LLP

Ronald Cai  
MINISTRY OF MANPOWER

Shi-Chien Chia  
MINISTRY OF TRADE & INDUSTRY

Hooi Yen Chin  
POLARIS LAW CORPORATION

Koon Fun Chin  
URBAN REDEVELOPMENT AUTHORITY

Ng Chin Lock  
SP POWERGRID LTD.

Paerin Choa  
TSMP LAW CORPORATION

Douglas Chow  
MINISTRY OF TRADE & INDUSTRY

Beng Chye Chua  
RAJAH & TANN LLP

Kit Min Chye  
TAN PENG CHIN LLC

Joseph Foo  
THE NATIONAL ENVIRONMENT AGENCY

Sandy Foo  
DREW NAPIER

Chi Duan Gooi  
DONALDSON & BURKINSHAW

Tan Guan Wah  
MULTI-LINES ENGINEERING PTE LTD.

Yvonne Hill  
YEO-LEONG & PEH LLC

Irene Ho  
BUILDING & CONSTRUCTION  
AUTHORITY

Moana Jagasia  
SINGAPORE CUSTOMS

Wong Kum Hoong  
ENERGY MARKET AUTHORITY

Ashok Kumar

K. Latha  
ACCOUNTING & CORPORATE  
REGULATORY AUTHORITY, ACRA

Yvonne Lay  
MINISTRY OF FINANCE

Eng Beng Lee  
RAJAH & TANN LLP

Grace Lee  
SINGAPORE CUSTOMS

James Leong  
SUBORDINATE COURTS

Yik Wee Liew  
WONG PARTNERSHIP LLP

Eugene Lim  
DONALDSON & BURKINSHAW

Kexin Lim  
PwC SINGAPORE

William Lim  
CREDIT BUREAU SINGAPORE PTE LTD.

Olivine Lin  
DONALDSON & BURKINSHAW

Madan Mohan  
YEO-LEONG & PEH LLC

Eddee Ng  
TAN KOK QUAN PARTNERSHIP

Max Ng  
POLARIS LAW CORPORATION

Shawn Poon  
TAN KOK QUAN PARTNERSHIP

See Tiat Quek  
PwC SINGAPORE

Teck Beng Quek  
LAND TRANSPORT AUTHORITY

Shari Rasanayagam  
KINETICA PTE. LTD., IN ASSOCIATION  
WITH KELVIN CHIA PARTNERSHIP

Alan Ross  
PwC SINGAPORE

Kaveeta Sandhu  
DREW NAPIER

David Sandison  
PwC SINGAPORE

Wei Hung Sio  
PUBLIC UTILITIES BOARD

Angeline Soh  
ACCOUNTING & CORPORATE  
REGULATORY AUTHORITY, ACRA

Douglas Tan  
STEVEN TAN PAC - MEMBER OF  
RUSSELL BEDFORD INTERNATIONAL

Hak Khoon Tan  
ENERGY MARKET AUTHORITY

Pei Luan Tan  
DONALDSON & BURKINSHAW

Sharon Tay  
DONALDSON & BURKINSHAW

Shara Tay  
MINISTRY OF MANPOWER

Siu Ing Teng  
SINGAPORE LAND AUTHORITY

Magdalene Teo-Yong  
DONALDSON & BURKINSHAW

Keith Tnee  
TAN KOK QUAN PARTNERSHIP

Siew Kwong Wong  
ENERGY MARKET AUTHORITY

Jennifer Yeo  
YEO-LEONG & PEH LLC

Isaac Yong  
FIRE SAFETY & SHELTER DEPARTMENT

Stefanie Yuen Thio  
TSMP LAW CORPORATION

#### SLOVAK REPUBLIC

Martina Behuliaková  
GEODESY, CARTOGRAPHY AND  
CADASTRE AUTHORITY OF THE SLOVAK  
REPUBLIC

Peter Bollardt  
ČECHOVÁ & PARTNERS, MEMBER OF LEX  
MUNDI AND WSG

Ján Budinský  
SLOVAK CREDIT BUREAU, S.R.O.

Peter Cavojský  
CLS ČAVOJSKÝ & PARTNERS, S.R.O.

Katarína Čechová  
ČECHOVÁ & PARTNERS, MEMBER OF LEX  
MUNDI AND WSG

Kristína Čermáková  
PETERKA & PARTNERS

Elena Červenová  
WHITE & CASE S.R.O.

Matus Chmelo  
PETERKA & PARTNERS

Ema Cveckova  
DEDÁK & PARTNERS

Jana Fabianová  
ČECHOVÁ & PARTNERS, MEMBER OF LEX  
MUNDI AND WSG

Matej Firický  
WHITE & CASE S.R.O.

Juraj Fuska  
WHITE & CASE S.R.O.

Petronela Galambosova  
PANALPINA SLOVAKIA, S.R.O.

Šimona Haláková  
ČECHOVÁ & PARTNERS, MEMBER OF LEX  
MUNDI AND WSG

Peter Hodál  
WHITE & CASE S.R.O.

Vladimír Ivanco  
WHITE & CASE S.R.O.

Miroslav Jalec  
ZAPADOSLOVENSKA ENERGETIKA, A.S.

Tomáš Kameneč  
DEDÁK & PARTNERS

Veronika Keszeliova  
ČECHOVÁ & PARTNERS, MEMBER OF LEX  
MUNDI AND WSG

Roman Konrad  
PROFINAM, S.R.O.

Miroslav Kopac  
NATIONAL BANK OF SLOVAKIA

Katarína Leitmannová  
GEODESY, CARTOGRAPHY AND  
CADASTRE AUTHORITY OF THE SLOVAK  
REPUBLIC

Maria Malovcova  
PwC SLOVAKIA

Jozef Malý  
DETVAI LUDIK MALÝ UDVAROS

Přemysl Marek  
PETERKA & PARTNERS

Tomáš Mareta  
ČECHOVÁ & PARTNERS, MEMBER OF LEX  
MUNDI AND WSG

Nadezda Niksova  
GEODESY, CARTOGRAPHY AND  
CADASTRE AUTHORITY OF THE SLOVAK  
REPUBLIC

Jaroslav Niznansky  
JNC LEGAL S.R.O.

Katarína Nováková  
MONAREX AUDIT CONSULTING

Katarína Novotná  
PETERKA & PARTNERS

Veronika Pázmányová  
WHITE & CASE S.R.O.

Ladislav Pompura  
MONAREX AUDIT CONSULTING

Simona Rapavá  
WHITE & CASE S.R.O.

Ľubomír Šatka  
WHITE & CASE S.R.O.

Christiana Serugova  
PwC SLOVAKIA

Michal Simunic  
ČECHOVÁ & PARTNERS, MEMBER OF LEX  
MUNDI AND WSG

Lucia Skubáková  
MONAREX AUDIT CONSULTING

Jaroslav Škubal  
PRK PARTNERS S.R.O.

Michaela Špetková  
GEODESY, CARTOGRAPHY AND  
CADASTRE AUTHORITY OF THE SLOVAK  
REPUBLIC

Andrea Štefančíková  
PETERKA & PARTNERS

Lubica Suhajova  
PwC SLOVAKIA

Andrea Šupáková  
DETVAI LUDIK MALÝ UDVAROS

Zdenka Švingalová  
MONAREX AUDIT CONSULTING

Stanislava Valentová  
WHITE & CASE S.R.O.

Otakar Weis  
PwC SLOVAKIA

Ladislav Záhumenský  
WHITE & CASE S.R.O.

Dagmar Zukalová  
ZUKALOVÁ - ADVOKÁTSKA KANCELÁRIA  
S.R.O.

#### SLOVENIA

ENERGY AGENCY OF THE REPUBLIC OF  
SLOVENIA

Marjan Babič  
AGENCY OF THE REPUBLIC OF SLOVENIA  
FOR PUBLIC LEGAL RECORDS AND  
RELATED SERVICES

Erika Braniselj  
NOTARY OFFICE BRANISELI

Akos Burjan  
PwC SLOVENIA

Biljana Čamber Pavli  
AVBREHT, ŽAJC & PARTNERS

Franc Cmok  
FABIANI, PETROVIČ, JERAJ, O.P.  
D.O.O. IN COOPERATION WITH CMS  
REICH-ROHRWIG HAINZ

Nada Drobnič  
KPMG

Marina Ferfolja Howland  
FERFOLJA, LJUBIC IN PARTNERJI

Ana Filipov  
FABIANI, PETROVIČ, JERAJ, O.P.  
D.O.O. IN COOPERATION WITH CMS  
REICH-ROHRWIG HAINZ

Alenka Gorenčič  
DELOITTE LLP

Mira Goršič  
PwC SLOVENIA

Eva Gostisa  
LAW OFFICE JADEK & PENA D.N.O.  
- O.P., WITH THE SUPPORT OF ERNST  
& YOUNG

Hermina Govekar Vičič  
KREDITNI BIRO SISBON, D.O.O.

Masa Grgurevic Alcin  
SUPREME COURT OF THE REPUBLIC OF  
SLOVENIA

Barbara Guzina  
DELOITTE LLP

Rajko Hribar  
ELEKTRO LJUBLJANA D.D.

Damjana Igič  
BANK OF SLOVENIA

Dunja Jandi  
CMS REICH-ROHRWIG HAINZ

Andrej Jarkovič  
LAW FIRM JANEŽIČ & JARKOVIČ LTD.

Jernej Jeraj  
FABIANI, PETROVIČ, JERAJ, O.P.  
D.O.O. IN COOPERATION WITH CMS  
REICH-ROHRWIG HAINZ

Roman Jesenko  
ELEKTRO LJUBLJANA D.D.

Vita Korinšek  
STUDIO

Miro Košak  
NOTARY OFFICE KOŠAK

Brigita Kraljič  
CMS REICH-ROHRWIG HAINZ

Marko Kranjc  
CMS REICH-ROHRWIG HAINZ

Tjaša Lahovnik  
ODVETNIKI ŠELIŠ & PARTNERJI

Vatovec Lea  
CMS REICH-ROHRWIG HAINZ

Aleš Lunder  
CMS REICH-ROHRWIG HAINZ

Jera Majzelj  
ODVETNIKI ŠELIŠ & PARTNERJI

Darja Malogorski  
KPMG

Matjaž Miklavčič  
SODO D.O.O.

Eva Mozina  
MIRO SENICA IN ODVETNIKI

Mojca Muha  
MIRO SENICA IN ODVETNIKI

Jure Nikolič  
CARGO-PARTNER

Ela Omersa  
CMS REICH-ROHRWIG HAINZ

Irena Ostojic  
CITY STUDIO

Pavle Pensa  
LAW OFFICE JADEK & PENA D.N.O.  
- O.P., WITH THE SUPPORT OF ERNST  
& YOUNG

Nataša Pipan Nahtigal  
ODVETNIKI SELIŠ & PARTNERJI

Petra Plevnik  
MIRO SENICA IN ODVETNIKI

Igor Podbelsek  
ELEKTRO LJUBLJANA D.D.

Bojan Podgoršek  
NOTARIAT

Jan Poniž  
DATA D.O.O.

Magda Posavec  
KPMG

Marija Remic  
AGENCY OF THE REPUBLIC OF SLOVENIA  
FOR PUBLIC LEGAL RECORDS AND  
RELATED SERVICES

Kostanca Rettinger  
KREDITNI BIRO SISBON, D.O.O.

Marijana Risteovski  
PwC SLOVENIA

Patricija Rot  
LAW OFFICE JADEK & PENA D.N.O.  
- O.P., WITH THE SUPPORT OF ERNST  
& YOUNG

Savica Sanja  
DELOITTE LLP

Andreja Škofič-Klanjšček  
DELOITTE LLP

Petra Smolnikar  
SCHOENHERR

Branka Španič  
LAW OFFICE JADEK & PENA D.N.O.  
- O.P., WITH THE SUPPORT OF ERNST  
& YOUNG

Maja Stojko  
MIRO SENICA IN ODVETNIKI

Jožef Strmšek  
BANK OF SLOVENIA

Gregor Strojnj  
SUPREME COURT OF THE REPUBLIC OF  
SLOVENIA

Melita Trop  
MIRO SENICA IN ODVETNIKI

Urša Volk  
AGENCY OF THE REPUBLIC OF SLOVENIA  
FOR PUBLIC LEGAL RECORDS AND  
RELATED SERVICES

Katja Wostner  
BDO SVETOVANJE D.O.O.

Anka Zagar  
CARGO-PARTNER

#### SOLOMON ISLANDS

Dayson Boso  
OFFICE OF THE CHIEF MAGISTRATE

Don Boykin  
PACIFIC ARCHITECTS LTD.

Chris Farakii  
GLOBAL LAWYERS, BARRISTERS &  
SOLICITORS

Michael Ipo  
WHITLAM K TOGAMAE LAWYERS

Thomas Kama  
SOL - LAW

John Keniapisa  
LAWYER

Judah Kulabule  
SOLOMON ISLANDS PORTS AUTHORITY

Veronica Manedika  
MINISTRY OF COMMERCE, INDUSTRY,  
LABOR AND IMMIGRATION

Dennis McGuire  
SOL - LAW

Ruth Moore  
MINISTRY OF FINANCE AND TREASURY

Richard Muaki  
HIGH COURT OF SOLOMON ISLANDS

Norman Nicholls  
SOLOMON ISLANDS ELECTRICITY  
AUTHORITY

Maurice Nonipitu  
KRAMER AUSENCO

Andrew Norrie  
BRIDGE LAWYERS

Nele Paia  
OFFICE OF THE CHIEF MAGISTRATE

Haelo Pelu  
MINISTRY OF JUSTICE AND LEGAL  
AFFAIRS

Wilson Henry Rano  
RANO & COMPANY, BARRISTERS &  
SOLICITORS

Peter Rockson  
COMMODITY EXPORT MARKETING  
AUTHORITY

Roselle R. Rosales  
PACIFIC ARCHITECTS LTD.

Livingston Saepio  
HONIARA CITY COUNCIL

Leonard Saii  
SPARK ELECTRICAL SERVICES

Martin B. Sam  
SOLOMON ISLANDS ELECTRICITY  
AUTHORITY

Gregory Joseph Sojnocki  
MORRIS & SOJNOCKI CHARTERED  
ACCOUNTANTS, WITH THE SUPPORT OF  
ERNST & YOUNG

Gerald Stenzel  
TRADCO SHIPPING

Selwyn Takana  
MINISTRY OF FINANCE AND TREASURY

Whitlam K. Togamae  
WHITLAM K TOGAMAE LAWYERS

Jackson Vaikota  
MINISTRY OF JUSTICE AND LEGAL  
AFFAIRS

Penny Vaughn  
PwC UNITED STATES

Pamela Wilde  
MINISTRY OF JUSTICE AND LEGAL  
AFFAIRS

Yolande Yates  
GOH & PARTNERS

#### SOUTH AFRICA

ADAMS & ADAMS

Q & N WEST EXPORT TRADING HOUSE

Nicolaos Akritidis  
PARADIGM ARCHITECTS

Ross Alcock  
EDWARD NATHAN SONNENBERGS INC.

Rovina Asray  
BOWMAN GILFILLAN INC.

Kavisha Baboolal  
GARLICK & BOUSFIELD INC.

Claire Barclay  
CLIFFE DEKKER HOFMEYR INC.

Natascha Belford  
WHITE & CASE LLP

Boitumelo Bogatsu  
GARLICK & BOUSFIELD INC.

Johan Botes  
CLIFFE DEKKER HOFMEYR INC.

Edward Brooks  
ACTIVATE ARCHITECTURE (PTY) LTD.

Bless Cedric  
UMAR'S ELECTRICAL

Beric Croome  
EDWARD NATHAN SONNENBERGS INC.

Haydn Davies  
WEBBER WENTZEL

Gretchen de Smit  
EDWARD NATHAN SONNENBERGS INC.



Desiree  
FORWARDING AFRICAN TRANSPORT  
SERVICES (PTY) LTD.

Tim Desmond  
GARLICKE & BOUSFIELD INC.

Steve Donninger  
RAWLINS WALES & PARTNERS

Claire Fawbert  
TRANSUNION

Elise Gibson  
GROSSKOPFF LOMBART HUYBRECHTS &  
ASSOCIATES ARCHITECTS

Tim Gordon-Grant  
BOWMAN GILFILLAN INC.

Kim Goss  
BOWMAN GILFILLAN INC.

Jenna Hamilton  
WHITE & CASE LLP

Caron Harris  
FORWARDING AFRICAN TRANSPORT  
SERVICES (PTY) LTD.

Julian Jones  
CLIFFE DEKKER HOFMEYR INC.

Gillian Lumb  
CLIFFE DEKKER HOFMEYR INC.

Kyle Mandy  
PWC SOUTH AFRICA

Khaya Mantengu  
CLIFFE DEKKER HOFMEYR INC.

Joey Mathekgga  
CIPRO (COMPANIES & IPR  
REGISTRATION OFFICE)

Duncan McMeekin  
BOWMAN GILFILLAN INC.

Gabriel Meyer  
NORTON ROSE

Glory Mounakwe  
CIPRO (COMPANIES & IPR  
REGISTRATION OFFICE)

Twaambo Muleza  
BOWMAN GILFILLAN INC.

Sanelisiwe Nyasulu  
GARLICKE & BOUSFIELD INC.

Nancy Prohl  
EDWARD NATHAN SONNENBERGS INC.

Emonn David Quinn  
ATTORNEY-AT-LAW

Hansuya Reddy  
DENEYS REITZ INC. / AFRICA LEGAL

Mark Ross  
PWC SOUTH AFRICA

Mytha Sajiwan  
TRANSUNION

Andres Sepp  
OFFICE OF THE CHIEF REGISTRAR OF  
DEEDS

Richard Shein  
BOWMAN GILFILLAN INC.

Mathew Shepherd  
PATRON AIR

Themba Sikhosana  
CLIFFE DEKKER HOFMEYR INC.

Archana Sinha  
RCS PVT. LTD BUSINESS ADVISORS  
GROUP

Rajat Ratan Sinha  
RCS PVT. LTD BUSINESS ADVISORS  
GROUP

Jane Strydom  
TRANSUNION

Roxanna Valayathum  
MERVYN TABACK INCORPORATED

Muhammed Vally  
EDWARD NATHAN SONNENBERGS INC.

Dawid Van der Berg  
BDO SPENCER STEWARD SOUTHERN  
AFRICAN CO-ORDINATION (PTY)  
LIMITED

Naomi Van der Merwe  
BDO SPENCER STEWARD SOUTHERN  
AFRICAN CO-ORDINATION (PTY)  
LIMITED

Nicky van der Westhuizen  
EDWARD NATHAN SONNENBERGS INC.

Stefan Vosloo  
ESKOM

Allen West  
DEPARTMENT OF RURAL DEVELOPMENT  
AND LAND REFORM

St Elmo Wilken  
MERVYN TABACK INCORPORATED

Andrew Wood  
GROSSKOPFF LOMBART HUYBRECHTS &  
ASSOCIATES ARCHITECTS

Ralph Zulman  
SUPREME COURT OF APPEAL OF SOUTH  
AFRICA

## SPAIN

ALLEN & OVERY

Basilio Aguirre  
REGISTRO DE LA PROPIEDAD DE ESPAÑA

Angel Alonso Hernández  
URÍA & MENÉNDEZ, MEMBER OF LEX  
MUNDI

Elena Álvarez Fernández  
ADDIANT

José Luis Américo Sánchez  
GÓMEZ-ACEBO & POMBO ABOGADOS

Joana Andrade Correia  
RAPOSO BERNARDO & ASSOCIADOS

Nuria Armas  
BANCO DE ESPAÑA

Ana Armijo  
ASHURST LLP

Cristina Ayo Ferrándiz  
URÍA MENÉNDEZ

Denise Bejarano  
PÉREZ - LLORCA

Alfonso Benavides  
CLIFFORD CHANCE

Andrés Berral  
CLIFFORD CHANCE

Vicente Bootello  
J & A GARRIGUES, S.L.P.

Agustín Bou  
JAUSAS

Héctor Bouzo Cortejosa  
SOLCAISUR S.L.

Laura Camarero  
BAKER & MCKENZIE

Julio Cano Guillamón  
ASOCIACION/COLEGIO NACIONAL DE  
INGENIEROS DEL ICAI

Ignacio Castrillón Jorge  
IBERDROLA S.A.

Francisco Conde Viñuelas  
CUATRECASAS, GONÇALVES PEREIRA

Jaume Cornudella i Marques  
PWC SPAIN

Juan Jose Corral Moreno  
CUATRECASAS, GONÇALVES PEREIRA

Miguel Cruz Amorós  
PWC SPAIN

Rossanna D'Onza  
BAKER & MCKENZIE

Almudena del Río Galán  
COLEGIO DE REGISTRADORES DE LA  
PROPIEDAD Y MERCANTILES DE ESPAÑA

Agustín Del Río Galeote  
GÓMEZ-ACEBO & POMBO ABOGADOS

Iván Delgado González  
PÉREZ - LLORCA

Antonio Fernández  
J & A GARRIGUES, S.L.P.

Idoya Fernandez Elorza  
CUATRECASAS, GONÇALVES PEREIRA

Sofía Ferreira Enríquez  
RAPOSO BERNARDO & ASSOCIADOS

Guillermo Frühbeck  
DR. FRÜHBECK ABOGADOS S.L.P.

Ignacio García Errandonea  
J & A GARRIGUES, S.L.P.

Valentín García González  
CUATRECASAS, GONÇALVES PEREIRA

Borja García-Alamán  
J & A GARRIGUES, S.L.P.

Luis Giménez Godosar  
GIMÉNEZ TORRES & YÚFERA  
ABOGADOS

Juan Ignacio Gomeza Villa  
NOTARIO DE BILBAO

Carlos Gonzalez  
Gutierrez-Barquin  
ASOCIACIÓN ESPAÑOLA DE LA  
INDUSTRIA ELÉCTRICA

Esther González Pérez  
URÍA & MENÉNDEZ, MEMBER OF LEX  
MUNDI

Marta Hernáez  
BAKER & MCKENZIE

Carlos Hernández  
METROPOLITANA DE ADUANAS Y  
TRANSPORTES & ICONTAINERS.COM

Joaquín Rodríguez Hernández  
COLEGIO DE REGISTRADORES

Jorge Hernandez  
EQUIFAX IBERICA

Alejandro Huertas León  
J & A GARRIGUES, S.L.P.

Jaime Lopis  
CUATRECASAS, GONÇALVES PEREIRA

Marina Lorente  
J & A GARRIGUES, S.L.P.

Álvaro Lucini Mateo  
NOTARÍA PERALES-FARRÉS

Joaquín Macías  
ASHURST LLP

Alberto Manzanares  
ASHURST LLP

Juan Carlos Marhuenda Gómez  
TLACORP

Susana Marimón Charola  
GÓMEZ-ACEBO & POMBO ABOGADOS

Daniel Marín  
GÓMEZ-ACEBO & POMBO ABOGADOS

Ana Martín  
J & A GARRIGUES, S.L.P.

Jorge Martín - Fernández  
CLIFFORD CHANCE

Aida Martín Andres  
GIMÉNEZ TORRES & YÚFERA  
ABOGADOS

Gabriel Martínez  
RUSSELL BEDFORD ESPAÑA AUDITORES  
Y CONSULTORES, S.L. - MEMBER OF  
RUSSELL BEDFORD INTERNATIONAL

Antonio Méndez  
ALTUS S.A. MADRID

Alberto Monreal Lasheras  
PWC SPAIN

Eva Mur Mestre  
PWC SPAIN

Nicolás Nogueroles Peiró  
COLEGIO DE REGISTRADORES DE LA  
PROPIEDAD Y MERCANTILES DE ESPAÑA

Ana Novoa  
BAKER & MCKENZIE

Carla Palau Segura  
GÓMEZ-ACEBO & POMBO ABOGADOS

Carlos Pardo  
GIMÉNEZ TORRES & YÚFERA  
ABOGADOS

Daniel Parejo  
J & A GARRIGUES, S.L.P.

Óscar Parra  
GIMÉNEZ TORRES & YÚFERA  
ABOGADOS

Pedro Pérez-Llorca Zamora  
PÉREZ - LLORCA

Nelson Raposo Bernardo  
RAPOSO BERNARDO & ASSOCIADOS

Maria Redondo  
BAKER & MCKENZIE

Guillermo Rodrigo García  
CLIFFORD CHANCE

Déborah Rodríguez  
CLIFFORD CHANCE

Noemi Rodríguez Alonso  
SAGARDOY ABOGADOS, MEMBER OF  
IUS LABORIS

Eduardo Rodríguez-Rovira  
URÍA & MENÉNDEZ, MEMBER OF LEX  
MUNDI

Javier Romeu  
TIBA INTERNACIONAL, S.A.

Javier Ruz Cerezo  
MONTEALTO

Álvaro Ryan Murua  
IBERDROLA S.A.

Iñigo Sagardoy de Simón  
SAGARDOY ABOGADOS, MEMBER OF  
IUS LABORIS

Ignacio Sánchez-Vizcaino  
Valdés  
GIMÉNEZ TORRES & YÚFERA  
ABOGADOS

Eduardo Santamaría Moral  
J & A GARRIGUES, S.L.P.

Ramón Santillán  
BANCO DE ESPAÑA

Pablo Santos  
GÓMEZ-ACEBO & POMBO ABOGADOS

Cristina Soler  
GÓMEZ-ACEBO & POMBO ABOGADOS

Raimon Tagliavini  
URÍA MENÉNDEZ

Francisco Téllez de Gregorio  
J & A GARRIGUES, S.L.P.

Adrián Thery  
J & A GARRIGUES, S.L.P.

Ivan Tintore Subirana  
METROPOLITANA DE ADUANAS Y  
TRANSPORTES & ICONTAINERS.COM

Roberto Tojo Thomas de  
Carranza  
CLIFFORD CHANCE

Alejandro Valls  
BAKER & MCKENZIE

Juan Verdugo  
J & A GARRIGUES, S.L.P.

Fernando Vives  
J & A GARRIGUES, S.L.P.

## SRI LANKA

FREIGHT LINKS INTERNATIONAL (PTE)  
LTD.

REGISTRAR GENERAL

Ayomi Aluwihare-Gunawardene  
F.J. & G. De Saram, MEMBER OF  
LEX MUNDI

Nihal Sri Ameresekere  
CONSULTANTS 21 LTD.

Gerard David  
SJMS ASSOCIATES

Savantha De Saram  
D.L. & F. De SARAM

Chamari de Silva  
F.J. & G. De Saram, MEMBER OF  
LEX MUNDI

Kolitha Dissanayake  
F.J. & G. De Saram, MEMBER OF  
LEX MUNDI

Sadhini Edirisinghe  
F.J. & G. De Saram, MEMBER OF  
LEX MUNDI

Nilmini Ediriweera  
JULIUS & CREASY

Chamindi Ekanayake  
NITHYA PARTNERS

Amila Fernando  
JULIUS & CREASY

Anjali Fernando  
F.J. & G. De Saram, MEMBER OF  
LEX MUNDI

Jivan Goonetilleke  
D.L. & F. De SARAM

Naomal Goonewardena  
NITHYA PARTNERS

P. Mervyn Gunasekera  
LAN MANAGEMENT DEVELOPMENT  
SERVICE

Priyanthi Guneratne  
F.J. & G. De Saram, MEMBER OF  
LEX MUNDI

Thilanka Namalie Haputhanthrie  
JULIUS & CREASY

Dharshika Herath Gunarathna  
SUDATH PERERA ASSOCIATES

Sonali Jayasuriya  
D.L. & F. De SARAM

Tudor Jayasuriya  
F.J. & G. De Saram, MEMBER OF  
LEX MUNDI

Shamalie Jayatunge  
TIRUCHELVAM ASSOCIATES

Sanjaya Jayawardene  
PROGRESSIVE DESIGN ASSOCIATES

Mahes Jayadevan  
PWC SRI LANKA

Yudhishtiran Kanagasabai  
PWC SRI LANKA

Neelakandan Kandiah  
MURUGESU & NEELAKANDAN

Janaka Lakmal  
CREDIT INFORMATION BUREAU LTD.

Ishara Madarasinghe  
F.J. & G. De Saram, MEMBER OF  
LEX MUNDI

Sasikala Mayadunne  
SUDATH PERERA ASSOCIATES

Kaushalya Meedeniya  
SUDATH PERERA ASSOCIATES

Fathima Amra Mohamed  
SUDATH PERERA ASSOCIATES

Asiri Perera  
MIT CARGO (PVT) LTD.

Jagath Perera  
MIT CARGO (PVT) LTD.

Sudath Perera  
SUDATH PERERA ASSOCIATES

Lilangi Randeni  
F.J. & G. De Saram, MEMBER OF  
LEX MUNDI

Hiranthi Ratnayake  
PWC SRI LANKA

Paul Ratnayake  
PAUL RATNAYEKE ASSOCIATES

Neluka Seneviratne  
JULIUS & CREASY

Shane Silva  
JULIUS & CREASY

Bharatha Subasinghe  
D. P. R. CONSULTANTS (PVT) LIMITED

J.M. Swaminathan  
JULIUS & CREASY

Bandula S. Tilakasena  
CEYLON ELECTRICITY BOARD

Shehara Varia  
F.J. & G. DE SARAM, MEMBER OF  
LEX MUNDI

Charmalie Weerasekera  
SUDATH PERERA ASSOCIATES

John Wilson  
JOHN WILSON PARTNERS

Tilak Wimalagunaratne  
JULIUS & CREASY

### ST. KITTS AND NEVIS

ST. KITTS ELECTRICITY DEPARTMENT

Michella Adrien  
THE LAW OFFICES OF MICHELLA  
ADRIEN

Launlia Archibald  
CUSTOMS AND EXCISE DEPARTMENT

Rublin Audain  
AUDAIN & ASSOCIATES

Nicholas Brisbane  
BRISBANE O'GARRO ALVARANGA

Neil Coates  
PWC ANTIGUA

Tamara Daniel  
HENDERSON LEGAL CHAMBERS

Jan Dash  
LIBURD AND DASH

Kennedy de Silva  
CUSTOMS AND EXCISE DEPARTMENT

K. Gregory Hardtman  
HARDTMAN & ASSOCIATES

Rodney Harris  
CUSTOMS AND EXCISE DEPARTMENT

Marsha T. Henderson  
HENDERSON LEGAL CHAMBERS

Dahlia Joseph  
DANIEL BRANTLEY & ASSOCIATES

Mahaillia Pencheon  
PWC ANTIGUA

Sandrine Powell-Huggins  
HENDERSON LEGAL CHAMBERS

Nervin Rawlins  
INLAND REVENUE AUTHORITY

Larkland M. Richards  
LARKLAND M. RICHARDS & ASSOCIATES

Reginald Richards  
R & R ELECTRICAL ENGINEERING AIR  
CONDITIONING & REFRIGERATION  
SERVICES LTD.

Arlene Ross-Daisley  
LEX CARIBBEAN

Tavo Sargeant  
CUSTOMS AND EXCISE DEPARTMENT

Warren Thompson  
CONSTRUCTION MANAGEMENT AND  
CONSULTING AGENCY INC (CMCAI)

Charles Walwyn  
PWC ANTIGUA

Leonora Walwynlaw  
WALWYNLAW

Collin Williams  
ROYAL LOGISTICS

### ST. LUCIA

LUCELEC

Clive Antoine  
MINISTRY OF COMMUNICATIONS  
WORKS TRANSPORT AND PUBLIC  
UTILITIES

Thaddeus M. Antoine  
FRANCIS & ANTOINE

Gerard Bergasse  
TROPICAL SHIPPING

Shannon Chitolie  
GORDON & GORDON CO.

Swithin Donnelly  
MINISTRY OF ECONOMIC AFFAIRS,  
ECONOMIC PLANNING & NATIONAL  
DEVELOPMENT

Peter I. Foster  
PETER I. FOSTER & ASSOCIATES

Peterson D. Francis  
PETERSON D. FRANCIS WORLDWIDE  
SHIPPING & CUSTOMS SERVICES LTD.

Carol J. Gedeon  
CHANCERY CHAMBERS

Ulric George  
TROPICAL SHIPPING

Michael B.G. Gordon  
GORDON & GORDON CO.

Claire Greene-Malaykhan  
PETER I. FOSTER & ASSOCIATES

Anderson Lake  
BANK OF SAINT LUCIA LIMITED

Charlene Mae Magnaye  
PWC ST. LUCIA

Bradley Paul  
BRADLEY PAUL ASSOCIATES

Richard Peterkin  
PWC ST. LUCIA

Eldris Pierre-Mauricette  
TROPICAL SHIPPING

Candace Polius  
NICHOLAS JOHN & CO.

Catherine Sealys  
PROCUREMENT SERVICES INTERNATIONAL

Michael Sewordor  
MINISTRY OF COMMUNICATIONS  
WORKS TRANSPORT AND PUBLIC  
UTILITIES

Anya Trim  
PWC ST. LUCIA

Leandra Gabrielle Verneuil  
CHAMBERS OF JENNIFER REMY &  
ASSOCIATES

Andie A. Wilkie  
GORDON & GORDON CO.

Brenda M. Williams  
BDO ST. LUCIA

### ST. VINCENT AND THE GRENADINES

Kay R.A. Bacchus-Browne  
KAY BACCHUS-BROWNE CHAMBERS

Aurin Bennett  
AURIN BENNETT ARCHITECTS

Allan P. Burke  
PERRY'S CUSTOMS AND SHIPPING  
AGENCY, LTD.

Bernadine Dublin  
LABOUR DEPARTMENT

Tamara Gibson-Marks  
HIGH COURT REGISTRAR

Errol E. Layne  
ERROL E. LAYNE CHAMBERS

Isaac Legair  
DENNINGS

Charlene Mae Magnaye  
PWC ST. LUCIA

Moulton Mayers  
MOULTON MAYERS ARCHITECTS

Richard Peterkin  
PWC ST. LUCIA

Martin Sheel  
COMMERCE & INTELLECTUAL PROPERTY  
OFFICE (CIPO)

Andrea Young-Lewis  
COMMERCE & INTELLECTUAL PROPERTY  
OFFICE (CIPO)

### SUDAN

TRISTAR

Omer Abdel Ati  
OMER ABDEL ATI SOLICITORS

Abdalla Abuzeid  
ABDALLA A. ABUZEID & ASSOCIATES

Mohamed Ibrahim Adam  
DR. ADAM & ASSOCIATES

Ahmed Ahmed Elmohtar  
Abdelhammed  
MAHMOUD ELSHEIKH OMER &  
ASSOCIATES ADVOCATES

Al Fadel Ahmed Al Mahdi  
AL MAHDI LAW OFFICE

Abdalla Bashir Ibrahim Alataya  
MAHMOUD ELSHEIKH OMER &  
ASSOCIATES ADVOCATES

Nour Eldin A. Idris  
MAHMOUD ELSHEIKH OMER &  
ASSOCIATES ADVOCATES

Ahmed Mahdi  
MAHMOUD ELSHEIKH OMER &  
ASSOCIATES ADVOCATES

Nafisa Omer  
OMER ABDEL ATI SOLICITORS

Rayan Omer  
OMER ABDEL ATI SOLICITORS

Amel M. Sharif  
MAHMOUD ELSHEIKH OMER &  
ASSOCIATES ADVOCATES

### SURINAME

HANDELS-, KREDIET- EN INDUSTRIE  
BANK (HAKRINBANK) N.V.

G. Clide Cambridge  
PARAMARIBO CUSTOM BROKER &  
PACKER

Anoeschka Debipersad  
A.E. DEBIPERSAD & ASSOCIATES

Marcel K. Eynthoven  
N.V. ENERGIEBEDRIJVEN SURINAME

Johan Kastelein  
KASTELEIN DESIGN

B.M. Oemraw  
N.V. GLOBAL EXPEDITION

Joanne Pancham  
CHAMBER OF COMMERCE & INDUSTRY

Adiel Sakoer  
N.V. GLOBAL EXPEDITION

Inder Sardjoe  
N.V. EASY ELECTRIC

Dennis Singh  
DELOITTE SURINAME

Prija Soechitram  
CHAMBER OF COMMERCE & INDUSTRY

Albert D. Soedamah  
LAW FIRM SOEDAMAH & ASSOCIATES

Radjen A. Soerdjbalie  
NOTARIAAT R.A. SOERDJBALIE

Carol-Ann Tjon-Pian-Gi  
LAWYER & SWORN TRANSLATOR

Jennifer van Dijk-Silos  
LAW FIRM VAN DIJK-SILOS

Carel van Hest  
CAREL VAN HEST ARCHITECTEN N.V.

Dayenne Wielingen - Verwey  
VERENIGING SURINAAMS BEDRIJFSLEVEN,  
SURINAME TRADE & INDUSTRY  
ASSOCIATION

Andy Wong  
N.V. ENERGIEBEDRIJVEN SURINAME

### SWAZILAND

OFFICE OF THE REGISTRAR SWAZILAND

TRANSUNION ITC  
Eddie Chiringah  
DHL

Susanne DeBeer  
MNS GROUP

Veli Dlamini  
INTERFREIGHT PTY. LTD.

Phumlile Tina Khoza  
STANDARD BANK

Mbuso Kingsley  
LANG MITCHELL ASSOCIATES

Paul Lewis  
PWC SWAZILAND

Andrew Linsey  
PWC SWAZILAND

Zodwa Mabuza  
FEDERATION OF SWAZILAND EMPLOYERS  
AND CHAMBER OF COMMERCE

Nhlanhla Maphanga  
LANG MITCHELL ASSOCIATES

Sabelo Masuku  
MAPHANGA HOWE MASUKU  
NSIBANDE

Mduduzi Mtsetfwa  
SWAZILAND ELECTRICITY COMPANY

Bongani Mtshali  
FEDERATION OF SWAZILAND EMPLOYERS  
AND CHAMBER OF COMMERCE

George Mzungu  
M&E CONSULTING ENGINEERS

Zakes Nkosi  
FEDERATION OF SWAZILAND EMPLOYERS  
AND CHAMBER OF COMMERCE

Knox Nxumalo  
ROBINSON BERTRAM

Emmanuel Ofori  
KOBLA QUASHIE AND ASSOCIATES

Kobla Quashie  
KOBLA QUASHIE AND ASSOCIATES

John Resting  
BICON CONSULTING ENGINEERS

José Rodrigues  
RODRIGUES & ASSOCIATES

Bongani Simelane  
MUNICIPAL COUNCIL OF MBABANE

Muzi Simelane  
WARING SIMELANE

Manene Thwala  
THWALA ATTORNEYS

Bradford Mark Walker  
BRAD WALKER ARCHITECTS

### SWEDEN

VATTENFALL ELDISTRIBUTION AB

Stig Åkerman  
BOVERKET- SWEDISH NATIONAL BOARD  
OF HOUSING, BUILDING AND PLANNING

Nicklas Anth  
PANALPINA AB

Martin Bergander  
GARDE WESSLAU ADVOKATBYRÅ

Simon Bergström  
HAMMARSKJÖLD & CO.

Mats Berter  
MAQS LAW FIRM

Karl Björln  
ADVOKATFIRMAN LINDAHL

Helena Brännvall  
ADVOKATFIRMAN VINGE KB, MEMBER  
OF LEX MUNDI

Alexander Broch  
ÖRESUNDS REDOVISNING AB

Sandra Carlén  
MAQS LAW FIRM ADVOKATBYRÅ AB

Ake Dahlqvist  
UC

Jenny Dangré  
ADVOKATFIRMAN VINGE KB, MEMBER  
OF LEX MUNDI

Martin Ekdahl  
PWC SWEDEN

Anna Eklund  
SWEDISH ASSOCIATION OF LOCAL  
AUTHORITIES AND REGIONS

Peder Hammarskiöld  
HAMMARSKJÖLD & CO.

Lars Hartzell  
ELMZELL ADVOKATBYRÅ AB, MEMBER  
OF IUS LABORIS

Emil Hedberg  
ROSCHIER SWEDEN

Erik Hygrell  
WISTRAND ADVOKATBYRÅ

Anders Isgren  
BAKER & MCKENZIE

Magnus Johnsson  
PWC SWEDEN

Almira Kashani  
MILLER ROSENFALCK LLP

Niklas Körling  
SETTERWALLS ADVOKATBYRÅ

Caroline Lagergrén  
ELMZELL ADVOKATBYRÅ AB, MEMBER  
OF IUS LABORIS

Jasmine Lawson  
PWC SWEDEN

Rikard Lindahl  
ADVOKATFIRMAN VINGE KB, MEMBER  
OF LEX MUNDI

Inger Lindhe  
LANTMÄTERIET

Jens Malmqvist  
ADVOKATFIRMAN LINDAHL

Andréa Nicolin  
ADVOKATFIRMAN VINGE KB, MEMBER  
OF LEX MUNDI

Eric Ödling  
ADVOKATFIRMAN VINGE KB, MEMBER  
OF LEX MUNDI

Ola Lo Olsson  
ELMZELL ADVOKATBYRÅ AB, MEMBER  
OF IUS LABORIS

Karl-Arne Olsson  
GARDE WESSLAU ADVOKATBYRÅ

Mattias Örnulf  
HÖKERBERG & SÖDERQVIST  
ADVOKATBYRÅ KB

Sara Ribbeklint  
MAQS LAW FIRM ADVOKATBYRÅ AB

Jesper Schönbeck  
ADVOKATFIRMAN VINGE KB, MEMBER  
OF LEX MUNDI

Lennart Svantesson  
PWC SWEDEN

Bo Thomaeus  
GARDE WESSLAU ADVOKATBYRÅ

Astrid Trolle Adams  
MILLER ROSENFALCK LLP

Albert Wällgren  
ADVOKATFIRMAN VINGE KB, MEMBER  
OF LEX MUNDI

Ernst & Young  
Rashid Bahar  
BAR & KARRER AG

Beat M. Barthold  
FRORIEP RENGGLI

Marc Bernheim  
STAIGER, SCHWALD & PARTNER LTD.

Frédéric Bétrisey  
BAKER & MCKENZIE

### SWITZERLAND

BAUDIREKTION KANTON ZÜRICH

Ernst & Young  
Rashid Bahar  
BAR & KARRER AG

Beat M. Barthold  
FRORIEP RENGGLI

Marc Bernheim  
STAIGER, SCHWALD & PARTNER LTD.

Frédéric Bétrisey  
BAKER & MCKENZIE

Sébastien Bettschart  
ABELS AVOCATS

Myriam Büchi-Bünteli  
PWC SWITZERLAND

Lucas Bühlmann  
PWC SWITZERLAND

Andrea Cesare Canonica  
SWISS CUSTOMS

Sonia de la Fuente  
ABELS AVOCATS

Fiona Deucher  
ALTENBURGER LTD. LEGAL AND TAX

Stefan Eberhard  
ABELS AVOCATS

Suzanne Eckert  
WENGER PLATTNER

Andrea Elvedi  
VISCHER ATTORNEYS AT LAW

Jana Essebier  
VISCHER AG

Benjamin Fehr  
PWC SWITZERLAND

Peter Flückiger  
ECONOMIESUISSE

Robert Furter  
PESTALOZZI, MEMBER OF LEX MUNDI

Gaudenz Geiger  
STAIGER, SCHWALD & PARTNER LTD.

Debora Ghilardotti  
MOLINO ADAMI GALANTE

Erwin Griesshammer  
VISCHER ATTORNEYS AT LAW

Olivier Hari  
SCHELLENBERG WITTMER

Nicolas Herzog  
HERZOG & GOZZI

Mark W. Hippenmeyer  
ALTENBURGER LTD. LEGAL AND TAX

Jakob Hoehn  
PESTALOZZI, MEMBER OF LEX MUNDI

Patrick Hünerwadel  
LENZ & STAEHELIN

David Jenny  
VISCHER AG

Michael Kramer  
PESTALOZZI, MEMBER OF LEX MUNDI

Andrea Molino  
MOLINO ADAMI GALANTE

Georg Naegeli  
HOMBURGER

Roland Niklaus  
NCMB NOTAIRES ASSOCIÉS

Gema Olivar Pascual  
PWC SWITZERLAND

Daniela Reinhardt  
PWC SWITZERLAND

Joseph Riedweg  
AUDICONSLT SA - MEMBER OF  
RUSSELL BEDFORD INTERNATIONAL

Patricia Roberts  
VISCHER AG

Guy-Philippe Rubeli  
PESTALOZZI, MEMBER OF LEX MUNDI

Marc Schenk  
PWC SWITZERLAND

Daniel Schmitz  
PWC SWITZERLAND

Roland Stadler  
MIGROS-GENOSSENSCHAFTS-BUND

Meinrad Vetter  
ECONOMIESUISSE

Patrick Weber  
EKZ ELEKTIZITÄTWERKE DES  
KANTONS ZÜRICH

Marc Widmer  
FRORIEP RENGGLI

## SYRIAN ARAB REPUBLIC

ERNST & YOUNG

Maysa Abu Baker  
CENTRAL BANK OF SYRIA

Sulafah Akili  
MINISTRY OF ECONOMY & TRADE

Boulos Al Ashhab  
AUDITING CONSULTING ACCOUNTING  
CENTER

Mouazza Al Ashhab  
AUDITING CONSULTING ACCOUNTING  
CENTER

Bisher Al-Houssami  
AL-ISRAA INTERNATIONAL FREIGHT  
FORWARDER

Ahnaf Al-Sarraj

Tarek AlHamwi  
KARAWANI LAW OFFICE

Serene Almaleh  
KARAWANI LAW OFFICE

Ghada Armali  
SARKIS & ASSOCIATES

Mohammad Khaled Darwicheh  
TALAL ABU GHAZALEH LEGAL  
(TAG-LEGAL)

Nuhad Dimashkiyyah  
UNDP

Anas Ghazi  
MEETHAK - LAWYERS & CONSULTANTS

Ebraheem Ziad Habeeb

Abdul Raouf Hamwi  
CIVIL ENGINEERING OFFICE

Osama Karawani  
KARAWANI LAW OFFICE

Raed Karawani  
KARAWANI LAW OFFICE

Mazen N. Khaddour  
INTERNATIONAL LEGAL BUREAU

Loubna Khoury  
AUDITING CONSULTING ACCOUNTING  
CENTER

Moussa Mitry  
UNIVERSITY OF DAMASCUS / LOUKA &  
MITRY LAW OFFICE

Gabriel Oussi  
OUSSI LAW FIRM

Yasser Quwaider  
TALAL ABU GHAZALEH LEGAL  
(TAG-LEGAL)

Housam Safadi  
SAFADI BUREAU

Fadi Sarkis  
SARKIS & ASSOCIATES

Fadi Sarkis  
SARKIS & ASSOCIATES

Fadi Sarkis  
SARKIS & ASSOCIATES

Fadi Sarkis  
SARKIS & ASSOCIATES

Fadi Sarkis  
SARKIS & ASSOCIATES

Fadi Sarkis  
SARKIS & ASSOCIATES

Fadi Sarkis  
SARKIS & ASSOCIATES

Fadi Sarkis  
SARKIS & ASSOCIATES

Fadi Sarkis  
SARKIS & ASSOCIATES

Fadi Sarkis  
SARKIS & ASSOCIATES

Fadi Sarkis  
SARKIS & ASSOCIATES

Fadi Sarkis  
SARKIS & ASSOCIATES

Fadi Sarkis  
SARKIS & ASSOCIATES

Fadi Sarkis  
SARKIS & ASSOCIATES

Fadi Sarkis  
SARKIS & ASSOCIATES

Fadi Sarkis  
SARKIS & ASSOCIATES

Chun-Yih Cheng  
FORMOSA TRANSNATIONAL

Chia Yi Chiang  
PRICEWATERHOUSECOOPERS LEGAL

Ying-Che Chiu  
TAIPEI CITY GOVERNMENT

Yu-Chung Chiu  
MINISTRY OF THE INTERIOR

Cindy Chou  
CHEN, SHYUU & PUN

Dennis Chou  
EIGER LAW

Peter Dernbach  
WINKLER PARTNERS

Rosamund Fan  
PWC TAIWAN

Philip T. C. Fei  
FEI & CHENG ASSOCIATES

Steven Go  
PWC TAIWAN

Mark Hartly  
LCS & PARTNERS

James Hong  
CHEN, SHYUU & PUN

Sophia Hsieh  
TSAR & TSAI LAW FIRM, MEMBER OF  
LEX MUNDI

Barbara Hsu  
SDV LOGISTICS

Robert Hsu  
SDV LOGISTICS

Tony Hsu  
PAMIR LAW GROUP

Margaret Huang  
LCS & PARTNERS

T.C. Huang  
HUANG & PARTNERS

Ya-Ting Huang  
FORMOSA TRANSNATIONAL

Charlotte J. Lin  
LCS & PARTNERS

Joan Jing  
PRICEWATERHOUSECOOPERS LEGAL

Nathan Kaiser  
EIGER LAW

Chih-Shan Lee  
WINKLER PARTNERS

Michael D. Lee  
PAMIR LAW GROUP

Vivian Lee  
HUANG & PARTNERS

Yu Lee  
TAIPEI CITY GOVERNMENT

Che-Wei Liang  
JUDICIAL YUAN

Justin Liang  
BAKER & MCKENZIE

Frank Lin  
REXMED INDUSTRIES CO., LTD.

Lilian Lin  
FINANCIAL SUPERVISORY COMMISSION,  
BANKING BUREAU

Ming-Yen Lin  
DEEP & FAR, ATTORNEYS-AT-LAW

Nelson J Lin  
HUANG & PARTNERS

Nicole M. Lin  
TAI E INTERNATIONAL PATENT & LAW  
OFFICE

Rich Lin  
LCS & PARTNERS

Yishian Lin  
PWC TAIWAN

Mark Ohlson  
YANGMING PARTNERS

Lawrence S. Ong  
PRICEWATERHOUSECOOPERS LEGAL

Patrick Pai-Chiang Chu  
LEE AND LI

J. F. Pun  
CHEN, SHYUU & PUN

Tanya Y. Teng  
HUANG & PARTNERS

Bee Leay Teo  
BAKER & MCKENZIE

C.F. Tsai  
DEEP & FAR, ATTORNEYS-AT-LAW

Eric Tsai  
PRICEWATERHOUSECOOPERS LEGAL

Joe Tseng  
LCS & PARTNERS

Sean Tung  
LCS & PARTNERS

Chao-Yu Wang  
YANGMING PARTNERS

Richard Watanabe  
PWC TAIWAN

Ja Lin Wu  
COUNCIL FOR ECONOMIC PLANNING &  
DEVELOPMENT

Pei-Yu Wu  
BAKER & MCKENZIE

Quiao-ling Wu  
DEEP & FAR, ATTORNEYS-AT-LAW

Alex Yeh  
LCS & PARTNERS

Shih-Ming You  
MINISTRY OF THE INTERIOR

Shih-Ming You  
MINISTRY OF THE INTERIOR

Shih-Ming You  
MINISTRY OF THE INTERIOR

Shih-Ming You  
MINISTRY OF THE INTERIOR

Shih-Ming You  
MINISTRY OF THE INTERIOR

Shih-Ming You  
MINISTRY OF THE INTERIOR

Shih-Ming You  
MINISTRY OF THE INTERIOR

Shih-Ming You  
MINISTRY OF THE INTERIOR

Shih-Ming You  
MINISTRY OF THE INTERIOR

Shih-Ming You  
MINISTRY OF THE INTERIOR

Shih-Ming You  
MINISTRY OF THE INTERIOR

Shih-Ming You  
MINISTRY OF THE INTERIOR

Shih-Ming You  
MINISTRY OF THE INTERIOR

Shih-Ming You  
MINISTRY OF THE INTERIOR

Shih-Ming You  
MINISTRY OF THE INTERIOR

Shih-Ming You  
MINISTRY OF THE INTERIOR

Shih-Ming You  
MINISTRY OF THE INTERIOR

Shih-Ming You  
MINISTRY OF THE INTERIOR

Shih-Ming You  
MINISTRY OF THE INTERIOR

Shih-Ming You  
MINISTRY OF THE INTERIOR

Shih-Ming You  
MINISTRY OF THE INTERIOR

Shih-Ming You  
MINISTRY OF THE INTERIOR

Shih-Ming You  
MINISTRY OF THE INTERIOR

Shih-Ming You  
MINISTRY OF THE INTERIOR

Shih-Ming You  
MINISTRY OF THE INTERIOR

Shih-Ming You  
MINISTRY OF THE INTERIOR

Jamshed Rahmonberdiev  
SOMON CAPITAL JSC

Ravshan Rashidov  
LAW FIRM LEX

Zimfira Rizvanova  
REPUBLICAN COMMITTEE OF LABOR  
UNION OF TAJIKISTAN

Emin Sanginov  
MINISTRY OF LABOR & SOCIAL  
PROTECTION

Marina Shamilova  
LEGAL CONSULTING GROUP

Kamila Tursunkulova  
PWC KAZAKHSTAN

Azim Usmanov  
COLIBRI LAW FIRM

Aliya Utgaliyeva  
PWC KAZAKHSTAN

Arlan Yerzhanov  
GRATA LAW FIRM

Abdurakhmon Yuldoshev  
MINISTRY OF LABOR & SOCIAL  
PROTECTION

Abdurakhmon Yuldoshev  
MINISTRY OF LABOR & SOCIAL  
PROTECTION

Abdurakhmon Yuldoshev  
MINISTRY OF LABOR & SOCIAL  
PROTECTION

Abdurakhmon Yuldoshev  
MINISTRY OF LABOR & SOCIAL  
PROTECTION

Abdurakhmon Yuldoshev  
MINISTRY OF LABOR & SOCIAL  
PROTECTION

Abdurakhmon Yuldoshev  
MINISTRY OF LABOR & SOCIAL  
PROTECTION

Abdurakhmon Yuldoshev  
MINISTRY OF LABOR & SOCIAL  
PROTECTION

Abdurakhmon Yuldoshev  
MINISTRY OF LABOR & SOCIAL  
PROTECTION

Abdurakhmon Yuldoshev  
MINISTRY OF LABOR & SOCIAL  
PROTECTION

Abdurakhmon Yuldoshev  
MINISTRY OF LABOR & SOCIAL  
PROTECTION

Abdurakhmon Yuldoshev  
MINISTRY OF LABOR & SOCIAL  
PROTECTION

Abdurakhmon Yuldoshev  
MINISTRY OF LABOR & SOCIAL  
PROTECTION

Abdurakhmon Yuldoshev  
MINISTRY OF LABOR & SOCIAL  
PROTECTION

Abdurakhmon Yuldoshev  
MINISTRY OF LABOR & SOCIAL  
PROTECTION

Abdurakhmon Yuldoshev  
MINISTRY OF LABOR & SOCIAL  
PROTECTION

Abdurakhmon Yuldoshev  
MINISTRY OF LABOR & SOCIAL  
PROTECTION

Abdurakhmon Yuldoshev  
MINISTRY OF LABOR & SOCIAL  
PROTECTION

Abdurakhmon Yuldoshev  
MINISTRY OF LABOR & SOCIAL  
PROTECTION

Abdurakhmon Yuldoshev  
MINISTRY OF LABOR & SOCIAL  
PROTECTION

Abdurakhmon Yuldoshev  
MINISTRY OF LABOR & SOCIAL  
PROTECTION

Abdurakhmon Yuldoshev  
MINISTRY OF LABOR & SOCIAL  
PROTECTION

Abdurakhmon Yuldoshev  
MINISTRY OF LABOR & SOCIAL  
PROTECTION

Abdurakhmon Yuldoshev  
MINISTRY OF LABOR & SOCIAL  
PROTECTION

Abdurakhmon Yuldoshev  
MINISTRY OF LABOR & SOCIAL  
PROTECTION

Abdurakhmon Yuldoshev  
MINISTRY OF LABOR & SOCIAL  
PROTECTION

Abdurakhmon Yuldoshev  
MINISTRY OF LABOR & SOCIAL  
PROTECTION

Abdurakhmon Yuldoshev  
MINISTRY OF LABOR & SOCIAL  
PROTECTION

Abdurakhmon Yuldoshev  
MINISTRY OF LABOR & SOCIAL  
PROTECTION

Abdurakhmon Yuldoshev  
MINISTRY OF LABOR & SOCIAL  
PROTECTION

Abdurakhmon Yuldoshev  
MINISTRY OF LABOR & SOCIAL  
PROTECTION

Abdurakhmon Yuldoshev  
MINISTRY OF LABOR & SOCIAL  
PROTECTION

Abdurakhmon Yuldoshev  
MINISTRY OF LABOR & SOCIAL  
PROTECTION

## TANZANIA

ERNST & YOUNG

ISHENGOMA, KARUME, MASHA &  
MAGAI ADVOCATES

Abdul Abdallah  
CRB AFRICA LEGAL

UmmiKulthum Abdallah  
ARO LAW IN ASSOCIATION WITH CLYDE  
& Co.

Zukra Ally  
PWC TANZANIA

Said Athuman  
TANZANIA REVENUE AUTHORITY

Aloys Bahebe  
LA LAW ASSOCIATES ADVOCATES

Tadjidine Ben Mohamed  
AVOCAT À LA COUR

Ibrahim Bendera  
M & B LAW CHAMBERS

Albina Burra  
MINISTRY OF LANDS & HUMAN  
SETTLEMENTS DEVELOPMENT

Vijendra J. Cholera  
PKF ACCOUNTANTS & BUSINESS  
ADVISOR TANZANIA

Magori Cosmas  
TRADE FACILITATION UNIT, CUSTOMS

Moses Dancan  
GAPCS

Theresia Dominic  
UNIVERSITY OF DAR ES SALAAM

Esteriano Emmanuel Mahingila  
MINISTRY OF INDUSTRY & TRADE

Bosco R. Gadi  
MINISTRY OF INDUSTRY & TRADE

Santosh Gajjar  
SUMAR VARMA ASSOCIATES

Christopher Giattas  
REX ATTORNEYS

Syed Hasan  
RAIS SHIPPING SERVICES (TANZANIA)  
LTD.

Beatus Idana  
PKF ACCOUNTANTS & BUSINESS  
ADVISOR TANZANIA

Lincoln P. Irungu  
DL SHIPPING COMPANY LTD.

Protase R. G. Ishengoma  
ISHENGOMA, KARUME, MASHA &  
MAGAI ADVOCATES

Edward John Urlio  
TANZANIA FREIGHT FORWARDERS  
ASSOCIATION

John R. Kahyoza  
HIGH COURT OF TANZANIA  
COMMERCIAL DIVISION

Kamanga K. Kapinga  
CRB AFRICA LEGAL

Wilbert B. Kapinga  
MKONO & CO ADVOCATES

Edward Kateka  
CRB AFRICA LEGAL

David Kibebe  
EPITOME ARCHITECTS

Shani Kinswaga  
PWC TANZANIA

Barney Laseko  
PRIVATE SECTOR DEVELOPMENT  
AND INVESTMENT DIVISION, PRIME  
MINISTERS OFFICE

Simon Lazaro  
MINISTRY OF LANDS & HUMAN  
SETTLEMENTS DEVELOPMENT

Amalia Lui  
FB ATTORNEYS

Christine M.S. Shekidele  
TANZANIA REVENUE AUTHORITY

Victoria Makani  
VELMA LAW CHAMBERS

Robert Makaramba  
HIGH COURT OF TANZANIA  
COMMERCIAL DIVISION

Hyacintha Benedict Makileo  
NATIONAL CONSTRUCTION COUNCIL

G.O.L. Masangwa  
MOLLEL ELECTRICAL CONTRACTORS LTD.

Lydia Massawe  
BLUELINE ATTORNEYS

Peter S. Matinde  
PSM ARCHITECTS CO. LTD.

Sophia Mgonja  
TANESCO LTD.

Nyaga Mawalla  
MAWALLA & ASSOCIATES ADVOCATES

Ayoub Mftaya  
NEXLAW ADVOCATES

Lucia Minde  
AKO LAW IN ASSOCIATION WITH CLYDE  
& CO.

Steven Mlote  
ENGINEERS REGISTRATION BOARD

Angela Mndolwa  
AKO LAW IN ASSOCIATION WITH CLYDE  
& CO.

Chris Mnyanga  
MINISTRY OF LANDS & HUMAN  
SETTLEMENTS DEVELOPMENT

George Mpele Kilindu  
REX ATTORNEYS

Khalfan Msumi  
M & B LAW CHAMBERS

Octavian Mushukuma  
CRB AFRICA LEGAL

Bumi Mwaisaka  
MINISTRY OF LANDS & HUMAN  
SETTLEMENTS DEVELOPMENT

Gerald Mwakipesile  
MINISTRY OF LANDS & HUMAN  
SETTLEMENTS DEVELOPMENT

Lugano J.S. Mwandambo  
REX ATTORNEYS

Shabani Mwatawala  
PSM ARCHITECTS CO. LTD.

Gerald Nangi  
FB ATTORNEYS

Maningo Nassoro  
NATIONAL CONSTRUCTION COUNCIL

Stephen Ngatunga  
TANZANIA FREIGHT FORWARDERS  
ASSOCIATION

Alex Thomas Nguluma  
REX ATTORNEYS

Sweetbert Nkuba  
LEXGLOBE LLP TANZANIA

Neema Nyiti  
CRB AFRICA LEGAL

Cyril Pesha  
CRB AFRICA LEGAL

Katarina T. Revocati  
HIGH COURT OF TANZANIA  
COMMERCIAL DIVISION

Frederick Ringo  
ADEPT CHAMBERS

Charles R.B. Rwechungura  
CRB AFRICA LEGAL

Emmy Salewi  
NORPLAN TANZANIA LIMITED

Amish Shah  
ADEPT CHAMBERS

Rishit Shah  
PWC TANZANIA

Thadeus J. Shio  
CQS SERVICES LIMITED

Geoffrey Sikira  
CRB ATTORNEYS

Aliko Simon  
AKO LAW IN ASSOCIATION WITH CLYDE  
& CO.

Eve Hawa Sinare  
REX ATTORNEYS

Richard Sisa  
GAPCS

Joseph T. Tango  
CQS SERVICES LIMITED

David Tarimo  
PWC TANZANIA

Reginald Tarimo  
BANK OF TANZANIA

Mustafa Tharoo  
ADEPT CHAMBERS

Joseph Thomas Klerruu  
MINISTRY OF LANDS & HUMAN  
SETTLEMENTS DEVELOPMENT

Sarah Thomas Massamu  
ADEPT CHAMBERS

Irene Mutalemwa Woerle  
MKONO & CO ADVOCATES

Sinare Zaharan  
REX ATTORNEYS

#### **THAILAND**

Janist Aphornratana  
PWC THAILAND

Roi Bak  
DEJ-UDOM & ASSOCIATES

Chanakorn Boonyasith  
SIAM CITY LAW OFFICES LTD.

Chalee Chantanayingyong  
SECURITIES AND EXCHANGE  
COMMISSION

Chinnavat Chinsangaram  
WEERAWONG, CHINNAVAT &  
PEANGPANOR LTD.

Wachakorn Chiramongkolkul  
PWC THAILAND

Kanphassorn Chotwathana  
PWC THAILAND

Ramin Chuayriang  
METROPOLITAN ELECTRICITY AUTHORITY

David Duncan  
TILLEKE & GIBBINS

Alexandre Dupont  
LAW SOLUTIONS LTD.

Jennifer Erickson  
TILLEKE & GIBBINS

Frederic Favre  
VOVAN & ASSOCIES

Seetha Gopalakrishnan  
PWC THAILAND

Amélie Guardiola  
VOVAN & ASSOCIES

Yothin Intaraprasong  
CHANDLER & THONG-EK

Muncharee Ittipalin  
APL

Tanach Kanjanasiri  
DLA THAILAND LLP

Chaiwat Keratisuthisathorn  
TILLEKE & GIBBINS

Suwat Kerdphon  
DEPARTMENT OF LANDS

Natchar Leedae  
ALLENS ARTHUR ROBINSON / SIAM  
PREMIER INTERNATIONAL LAW OFFICE  
LIMITED

William Lehane  
ALLENS ARTHUR ROBINSON / SIAM  
PREMIER INTERNATIONAL LAW OFFICE  
LIMITED

Sakchai Limsiriponthong  
WEERAWONG, CHINNAVAT &  
PEANGPANOR LTD.

Steven Miller  
MAYER BROWN JSM

Surapol Opasatien  
NATIONAL CREDIT BUREAU CO. LTD.

Nipa Pakdeechanuan  
DEJ-UDOM & ASSOCIATES

Tanadee Pantumkomol  
CHANDLER & THONG-EK

Thidarat Patjaisomboon  
APL

Santhapat Periera  
TILLEKE & GIBBINS

Thawatchai Pittayasophon  
SECURITIES AND EXCHANGE  
COMMISSION

Thunsamorn  
Pochjanapanichakul  
VICKERY & WORACHAI LTD.

Ratana Poonsombudler  
CHANDLER & THONG-EK

Cynthia M. Pornavalai  
TILLEKE & GIBBINS

Supan Poshyananda  
SECURITIES AND EXCHANGE  
COMMISSION

Somboonponpool Pratumporn  
SIAM CITY LAW OFFICES LTD.

Chitchai Punsan  
TILLEKE & GIBBINS

Sahachthorn Putthong  
RATCHABURI ELECTRICITY GENERATING  
HOLDING PCL.

Anake Rattanajitbanjong  
TILLEKE & GIBBINS

Panuwat Rattanawechasit  
DLA THAILAND LLP

Suraphon Rittipongchusit  
DLA THAILAND LLP

Thavorn Rujivanarom  
PWC THAILAND

Arnon Rungthanakarn  
SIAM CITY LAW OFFICES LTD.

Maythawee Sarathai  
MAYER BROWN JSM

Maprang Sombaththai  
DLA THAILAND LLP

Kowit Somwaiya  
LAWPLUS LTD.

Pattanapong Srinam  
DLA THAILAND LLP

Pornchai Srisawang  
TILLEKE & GIBBINS

Rachamarn Suchitchon  
SECURITIES AND EXCHANGE  
COMMISSION

Picharn Sukparangsee  
SIAM CITY LAW OFFICES LTD.

Luxsiri Supakijanusorn  
SIAM CITY LAW OFFICES LTD.

Naddaporn Suwanvajakkasikij  
LAWPLUS LTD.

Hunt Talmage  
CHANDLER & THONG-EK

Jinjutha Techakumphu  
SIAM CITY LAW OFFICES LTD.

Kobkit Thienpreecha  
TILLEKE & GIBBINS

Paisan Tulapornpipat  
BLUE OCEAN LOGISTICS CO., LTD.

Sutharm Valaisathien  
INTERNATIONAL LEGAL COUNSELLORS

Pattara Vasinwatanapong  
VICKERY & WORACHAI LTD.

Harold K. Vickery Jr.  
VICKERY & WORACHAI LTD.

Patcharaporn Vinitnuntarat  
SIAM CITY LAW OFFICES LTD.

Pimvimol Vipamaneerut  
TILLEKE & GIBBINS

Auradee Wongsaraj  
CHANDLER & THONG-EK

Ahmet Yesilkaya  
TILLEKE & GIBBINS

Somchai Yungkarn  
CHANDLER & THONG-EK

#### **TIMOR-LESTE**

BANCO CENTRAL DE TIMOR-LESTE  
(BCTL)

EDTL

MINISTRY OF INFRASTRUCTURE

MINISTRY OF JUSTICE

MINISTRY OF TOURISM, TRADE AND  
INDUSTRY (MTCI)

PORT AUTHORITY

Fernando Afonso da Silva  
KAI WATU KMANEK CONSULTANT LDA

Lidia Ardita

Regina Azevedo Pinto  
CRA TIMOR

Luis Carvalho  
ENGINEER

Sofia Neves Cruz  
CRA TIMOR

Joana Custoias  
MIRANDA CORREIA AMENDEIRA &  
ASSOCIADOS

Brigida da Silva  
CUSTOMS, TIMOR-LESTE MINISTRY  
OF FINANCE

Sahe da Silva  
LAWYER

Tiago Dias  
CRA TIMOR

Paulo Duarte  
TRIBUNAL DE DILI - TIMOR

Alejandro Garcia  
CUSTOMS, TIMOR-LESTE MINISTRY  
OF FINANCE

Renato Guerra de Almeida  
MIRANDA CORREIA AMENDEIRA &  
ASSOCIADOS

Ashish Gupta  
NATIONAL INSURANCE TIMOR-LESTE  
S.A. (NITL)

Tommy Hariyanto

Jackson Lay  
PALM SPRING ESTATE

João Leite  
MIRANDA CORREIA AMENDEIRA &  
ASSOCIADOS

Naomi Leong  
DELOITTE LLP

Shirley Ng  
VICTORIAN EMPLOYER'S CHAMBER OF  
COMMERCE AND INDUSTRY (VECCI)

Tony O'Connor  
MINISTRY OF FINANCE

Cornelio Pacheco  
JVK INTERNATIONAL MOVERS

Mick C. Payze  
SHIPPING & FREIGHT ENTERPRISES  
PTY LTD.

Alexandre Pita Soares  
CRA TIMOR

Tjia Soh Siang  
TJIA & TCHAI ASSOCIATES

Melisa Silva Caldas  
CRA TIMOR

Petrus Supriyatno

Kim Tchia  
STARTEC ENTERPRISES

Fernando Torrao  
CAIXA GERAL DE DEPOSITOS (CGD)

Ronel Valente  
ROCKY CONSTRUCTIONS

Collin Yap  
NATIONAL INSURANCE TIMOR-LESTE  
S.A. (NITL)

#### **TOGO**

AGENCE ÉPAUC NOUVELLE

CABINET JOHN W. FHOOKS & CO.

Jean-Marie Adenka  
CABINET ADENKA

Edozdi Délatou Adonsou  
DIRECTION DE L'HABITAT ET DU  
PATRIMOINE IMMOBILIER

Koudzo Mawuëna Agbemaple  
AUTORITÉ DE RÉGLEMENTATION DU  
SECTEUR DE L'ÉLECTRICITÉ

Kokou Gadémon Agbessi  
CABINET LUCREATIF

Fo-Koffi Wolassé Agboli  
AQUEREBURU AND PARTNERS CABINET  
D'AVOCATS

Prosper Gato Amegnido  
GROUPE GATO

Martial Akakpo  
SCP MARTIAL AKAKPO & ASSOCIÉS

Ahmadou Al Aminou Lo  
BCEAO

Coffi Alexis Aquereburu  
AQUEREBURU AND PARTNERS CABINET  
D'AVOCATS

Cécile Assogbavi  
ÉTUDE NOTARIALE ASSOGBAVI

Sylvanus Dodzi Awutey  
CABINET LUCREATIF

Koli-Yidaou Bako  
COMPAGNIE ENERGIE ELECTRIQUE DU  
TOGO (CEET)

Tiem Bolidja  
COMPAGNIE ENERGIE ELECTRIQUE DU  
TOGO (CEET)

Customer Service Department  
TOGO TELECOM

Sockna Diaby  
PWC CÔTE D'IVOIRE

Koffi Joseph Dogbevi  
CABINET LUCREATIF



Simon Dogbo  
DAMCO TOGO

Akouvi Thérèse Donu  
SCP MARTIAL AKAKPO & ASSOCIÉS

Messan Raphael Ekoue  
Hagbonon  
CENTRE D'ÉTUDES D'ARCHITECTURE ET  
D'URBANISME

Komlan Cyrille Houssin  
SCP MARTIAL AKAKPO & ASSOCIÉS

Kodjo John Kokou  
CABINET D'AVOCATS JOHN KOKOU

Atchro Leonard Johnson  
SCP AQUEUREBURI & PARTNERS

Komivi Kassegne  
COMPAGNIE ENERGIE ELECTRIQUE DU  
TOGO (CEET)

Bleounou Komlan  
AVOCAT À LA COUR

Hokaméto Kpenou  
AUTORITÉ DE RÉGLEMENTATION DU  
SECTEUR DE L'ÉLECTRICITÉ

Alain Kofi Kumodzi  
CPF & BELBIN

Adeline Messou  
PWC CÔTE D'IVOIRE

Kissao Napo  
COMPAGNIE ENERGIE ELECTRIQUE DU  
TOGO (CEET)

Yawovi Negbegble  
AUTORITÉ DE RÉGLEMENTATION DU  
SECTEUR DE L'ÉLECTRICITÉ

Adoko Pascal  
TRIANGLE CONSTRUCTEUR

Olivier Pedanou  
CABINET LUCREATIF

Nourou Sama  
COMPAGNIE ENERGIE ELECTRIQUE DU  
TOGO (CEET)

Galolo Soedjede  
CABINET DE MAÎTRE GALOLO SOEDIEDE

Hoédjéto Tonton Soedjede  
CABINET DE MAÎTRE GALOLO SOEDIEDE

Dominique Taty  
PWC CÔTE D'IVOIRE

Mouhamed Tchassona Traore  
ETUDE ME MOUHAMED TCHASSONA  
TRAORE

Inès Mazalo Tekpa  
CABINET LUCREATIF

Fousséni Traoré  
PWC CÔTE D'IVOIRE

Komi Tsakadi  
CABINET DE ME TSAKADI

Emmanuel Yehouessi  
BCEAO

Edem Amétéfé Zotchi  
SCP MARTIAL AKAKPO & ASSOCIÉS

## TONGA

Inoke Afu  
PACIFIC FINANCE & INVESTMENT LTD.

Rosamond Bling  
MINISTRY OF LANDS, SURVEY, NATURAL  
RESOURCES & ENVIRONMENT

Lord Dalgety  
ELECTRICITY COMMISSION

Paula Feaomoeata  
SUPREME COURT

Taniela Fonua  
KRAMER AUSENCO TONGA

Kolotia Fotu  
MINISTRY OF LABOUR, COMMERCE AND  
INDUSTRIES

Nailasikau Halatuituia  
MINISTRY OF LANDS, SURVEY, NATURAL  
RESOURCES & ENVIRONMENT

Aminiasi Kefu  
CROWN LAW

Peni Lavakeiaho Makoni  
MINISTRY OF WORKS

Fisilau Leone  
KRAMER AUSENCO TONGA

Rod Lowe  
TONGA POWER LTD.

Temaleti Manakovi Patiulu  
SUPREME COURT

Salesi Mataele  
OCEANTRANZ TONGA LTD.

Sione Tomasi Naite Fakahua  
FAKAHUA-FA'OTUSIA & ASSOCIATES

Laki M. Niu  
LAKI NIU OFFICES

Michael O'Shannassy  
INLAND REVENUE TONGA

Sipiloni Raass  
JAIMI ASSOCIATES - ARCHITECTS

Jemma San Jose  
ELECTRICITY COMMISSION

Alani Schaumkel  
DATELINE TRANS- AM SHIPPING

Dana Stephenson  
STEPHENSON ASSOCIATES

Ralph Stephenson  
STEPHENSON ASSOCIATES

Hiva Tatila  
TONGA DEVELOPMENT BANK

Alisi Numia Taumoepeau  
TMP LAW

Fine Tohi  
DATELINE TRANS- AM SHIPPING

Lesina Tonga  
LESINA TONGA LAW FIRM

Distquaine P. Tu'ihalamaka  
MINISTRY OF LABOUR, COMMERCE AND  
INDUSTRIES

Jennifer Tupou  
JKCA

Kisione Tupou  
JKCA

Petunia Tupou  
FUNGATEKI LAW OFFICE

John Fanua Uele  
MINISTRY OF LANDS, SURVEY, NATURAL  
RESOURCES & ENVIRONMENT

Christine Uta'atu  
UTA'ATU & ASSOCIATES

Lepaola B. Vaea  
INLAND REVENUE TONGA

Jone Vuli  
WESTPAC BANK OF TONGA

Dianna Warner  
SKIP'S CUSTOM JOINERY LTD.

Paul Wilkinson  
WESTPAC BANK OF TONGA

## TRINIDAD AND TOBAGO

ERNST & YOUNG

Israïell Ali  
TRINIDAD & TOBAGO ELECTRICITY  
COMMISSION

Michael Andrew  
INTERNATIONAL CARGO SERVICES  
LIMITED

Harjinder S. Atwal  
REGULATED INDUSTRIES COMMISSION

Steve Beckles  
DELOITTE LLP

Ashrini Beharry  
J.D. SELLIER & CO.

Cecil Camacho  
JOHNSON, CAMACHO & SINGH

Tiffany Castillo  
M. HAMEL-SMITH & Co., MEMBER OF  
LEX MUNDI

Stacy Lee Daniell  
J.D. SELLIER & Co., MEMBER OF  
LEX MUNDI

Hadyn-John Gadsby  
J.D. SELLIER & Co.

Nadia Henriques  
M. HAMEL-SMITH & Co., MEMBER OF  
LEX MUNDI

Melissa Inglefield  
M. HAMEL-SMITH & Co., MEMBER OF  
LEX MUNDI

Nadia Sharon Kangeloo  
FITZWILLIAM STONE FURNESS-SMITH  
& MORGAN

Glenn A. Khan  
REGULATED INDUSTRIES COMMISSION

Keomi Lourenco  
M. HAMEL-SMITH & Co., MEMBER OF  
LEX MUNDI

Ann-Marie Mahabir  
M. HAMEL-SMITH & Co., MEMBER OF  
LEX MUNDI

Nigel Marcham  
NITEC ELECTRICAL CONTRACTORS, LTD.

Imtiaz Mohammed  
DELTA ELECTRICAL CONTRACTORS, LTD.

Nalini Mohansingh  
CARGO CONSOLIDATORS AGENCY LTD.

David Montgomery  
D. MONTGOMERY & Co. -  
CORRESPONDENT OF RUSSELL BEDFORD  
INTERNATIONAL

Dean Nieves  
TRANSUNION

Marjorie Nunez  
LEX CARIBBEAN

Steven M. Paul  
J.D. SELLIER & Co.

Fanta Punch  
M. HAMEL-SMITH & Co., MEMBER OF  
LEX MUNDI

Ramdath Dave Rampersad  
DELOITTE LLP

Kelvin Ramscook  
TRINIDAD & TOBAGO ELECTRICITY  
COMMISSION

Danzel Reid  
TRINIDAD & TOBAGO ELECTRICITY  
COMMISSION

Myrna Robinson-Walters  
M. HAMEL-SMITH & Co., MEMBER OF  
LEX MUNDI

Walter Rochester  
PwC

Colin Sabga  
M. HAMEL-SMITH & Co., MEMBER OF  
LEX MUNDI

Alice Salandy  
GSAL DESIGNS LTD.

Gregory Salandy  
GSAL DESIGNS LTD.

Stephen A. Singh  
JOHNSON, CAMACHO & SINGH

Karen Vanaik  
LEX CARIBBEAN

Jonathan Walker  
M. HAMEL-SMITH & Co., MEMBER OF  
LEX MUNDI

Allyson West  
PwC

Grantley Wilshire  
M. HAMEL-SMITH & Co., MEMBER OF  
LEX MUNDI

Jude Xavier  
CARGO CONSOLIDATORS AGENCY LTD.

Phillip Xavier  
CARGO CONSOLIDATORS AGENCY LTD.

## TUNISIA

Samir Abdely  
ABDELLY & ASSOCIÉS

Ilhem Abderrahim  
SOCIÉTÉ TUNISIENNE DE L'ÉLECTRICITÉ ET  
DU GAZ (STEG)

Mohamed Ammar  
SOCIÉTÉ TUNISIENNE DE L'ÉLECTRICITÉ ET  
DU GAZ (STEG)

Mohamed Moncef Barouni  
ACR

Adly Bellagha  
ADLY BELLAGHA & ASSOCIATES

Hend Ben Achour  
ADLY BELLAGHA & ASSOCIATES

Ismail Ben Farhat  
ADLY BELLAGHA & ASSOCIATES

Wassim Ben Mahmoud  
ARCHITECT

Leila Ben Mbarek  
LEGALYS

Abdelfetah Benahji  
FERCHIOU & ASSOCIÉS

Manel Bondi  
PWC TUNISIA

Salaheddine Caid Essebsi  
CAID ESSEBSI AND PARTNERS LAW FIRM

Salma Chaari  
ABDELLY & ASSOCIÉS

Elyes Chafter  
CHAFTER RAOUADI LAW FIRM

Zine el Abidine Chafter  
CHAFTER RAOUADI LAW FIRM

Afef Challouf  
SOCIÉTÉ TUNISIENNE DE L'ÉLECTRICITÉ ET  
DU GAZ (STEG)

Abdelmalek Dahmani  
DAHMANI TRANSIT INTERNATIONAL

Mohamed Derbel  
BDO

Mohamed Lotfi El Ajeri  
EL AJERI LAWYERS, PARTENAIRE DE DS  
AVOCATS

Yassine El Hafi  
ADLY BELLAGHA & ASSOCIATES

Myriam Escheikh  
LEGALYS

Abderrahmen Fendri  
PWC TUNISIA

Noureddine Ferchiou  
FERCHIOU & ASSOCIÉS

Slim Gargouri  
CPA

Imene Hanafi  
LEGALYS

Anis Jabnoun  
GIDE LOYRETTE NOUËL, MEMBER OF  
LEX MUNDI

Atf Jebali Nasri  
LEGALYS

Badis Jedidi  
GIDE LOYRETTE NOUËL, MEMBER OF  
LEX MUNDI

Najla Jezi  
ACR

Sami Kallel  
KALLEL & ASSOCIATES

Faycal Karoui  
SOCIÉTÉ TUNISIENNE DE L'ÉLECTRICITÉ ET  
DU GAZ (STEG)

Larbi Khedira  
CHAFTER RAOUADI LAW FIRM

Mabrouk Maalaoui  
PWC TUNISIA

Dina Magroun  
EL AJERI LAWYERS, PARTENAIRE DE DS  
AVOCATS

Sarah Mebazaa  
COMETE ENGINEERING

Radhi Meddeb  
COMETE ENGINEERING

Rahma Meddeb  
GIDE LOYRETTE NOUËL, MEMBER OF  
LEX MUNDI

Faouzi Mili  
MILI AND ASSOCIATES

Slah Minaoui  
BANQUE CENTRALE DE TUNISIE

Imen Nouira  
CONSERVATION FONCIÈRE TUNISIA

Olfa Othmane  
BANQUE CENTRALE DE TUNISIE

Habiba Raouadi  
CHAFTER RAOUADI LAW FIRM

Hédi Rezgui  
SOCIÉTÉ TUNISIENNE DE L'ÉLECTRICITÉ ET  
DU GAZ (STEG)

Koubaa Rym  
CRK

Nizar Sdiri  
NIZAR SDIRI LAW FIRM

Saber Souid  
CHAFTER RAOUADI LAW FIRM

## TURKEY

Emre Akarkarasu  
PWC TURKEY

Basak Akin  
AYDAS LIMAN KURMAN ATTORNEYS  
AT LAW

Deniz Akman  
BENER LAW OFFICE, MEMBER OF IUS  
LABORIS

Sezin Akoğlu  
PEKIN & PEKIN

Müjdem Aksoy  
CERRAHOĞLU LAW FIRM

Seza Ceren Aktaş  
PRICEWATERCOOPERS

Simge Akyüz  
DEVRES LAW OFFICE

Inci Alaloglu  
TABOGLU & DEMIRHAN

Kenan Alpdündar  
CENTRAL BANK OF THE REPUBLIC OF  
TURKEY

Ekin Altıntaş  
PWC TURKEY

Selin Barlin Aral  
PAKSOY LAW FIRM

Ilkay Arslantasli  
KPMG

Cinar Aslan  
SEDAS

Melis Atasagun  
PEKIN & BAYAR LAW FIRM

Melis Avunduk  
PRICEWATERCOOPERS

Aybike Aygun  
SARIBRAHIMOĞLU LAW OFFICE

Basak Aygun  
DÜLGER LAW FIRM

Elvan Aziz  
PAKSOY LAW FIRM

Derya Baksi  
TARLAN - BAKSI LAW FIRM

Z. İlayda Balkan  
ADMD LAW FIRM

Naz Bandik  
ÇAKMAK AVUKATLIK BÜROSU

Serra Başoğlu Gürkaynak  
MEHMET GÜN & PARTNERS

Ayça Bayburan  
ADMD LAW FIRM

Pelin Baysal  
MEHMET GÜN & PARTNERS

Nergis Beşiroğlu  
CERRAHOĞLU LAW FIRM

Ayşe Eda Biçer  
ÇAKMAK AVUKATLIK BÜROSU

Taner Gokmen Bolayir  
SERAP ZUVIN LAW OFFICES

Nehize Boran Demir  
PRICEWATERCOOPERS

Gulnur Camcı  
SOMAY HUKUK BÜROSU

Esin Çamlıbel  
TURLUÇ LAW OFFICE

Uraz Canbolat  
CERRAHOĞLU LAW FIRM

Maria Lianides Çelebi  
BENER LAW OFFICE, MEMBER OF IUS  
LABORIS

Ipek Merve Çelik  
PEKİN & PEKİN

M. Fadullah Cerrahoğlu  
CERRAHOĞLU LAW FIRM

Emel Çetin  
PAKSOY LAW FIRM

Orçun Çetinkaya  
MEHMET GÜN & PARTNERS

Alıysa Bengi Danisman  
MEHMET GÜN & PARTNERS

Okan Demirkan  
KOLCUOĞLU KOLCUOĞLU ATTORNEYS  
AT LAW

Orkun Deniz  
KREDİT KAYIT BÜROU

Pınar Denktaş  
PEKİN & PEKİN

Kazım Derman  
KREDİT KAYIT BÜROU

Emine Devres  
DEVRES LAW OFFICE

Ahmet İlker Doğan  
ÇAKMAK AVUKATLIK BÜROSU

Didem Doğan  
PAKSOY LAW FIRM

Murat Volkan Dülger  
DÜLGER LAW FIRM

Dilara Duman  
DUMAN LAW OFFICE

Safa Mustafa Durakoğlu  
ÇAKMAK AVUKATLIK BÜROSU

Pelin Ecevit  
SERAP ZUVIN LAW OFFICES

Burcak Er  
BATI SHIPPING AND TRADING S.A.

Gökben Erdem Dirican  
PEKİN & PEKİN

Onur Ergun  
TABOĞLU & DEMİRHAN

Gökçe Erkaya  
JONES LANG LASALLE

Mehmet Esendal Çam  
KAVLAK LAW FIRM

Umurcan Gago  
PWC TURKEY

Nigar Gökmen  
ÇAKMAK AVUKATLIK BÜROSU

Sabiha Nur Göllü  
BENER LAW OFFICE, MEMBER OF IUS  
LABORIS

Osman Nuri Gönenç  
CENTRAL BANK OF THE REPUBLIC OF  
TURKEY

Gunhan Gonul  
ÇAKMAK AVUKATLIK BÜROSU

Zeki Gunduz  
PWC TURKEY

Remzi Orkun Guner  
ADMD LAW FIRM

Ömer Gürbüz  
MEHMET GÜN & PARTNERS

Ayşegül Gürsoy  
CERRAHOĞLU LAW FIRM

Gülşah Güven  
DÜLGER LAW FIRM

Tugce Hepsusler  
PRICEWATERCOOPERS

Ece Ilter  
PWC TURKEY

Gül Incesulu  
ÇAKMAK AVUKATLIK BÜROSU

Baris Kalayci  
MEHMET GÜN & PARTNERS

Ibrahim Kara  
KREDİT KAYIT BÜROU

Firat Baris Kavlak  
KAVLAK LAW FIRM

Aslan Kaya  
DMF SYSTEM INTERNATIONAL, MEMBER  
OF RUSSELL BEDFORD INTERNATIONAL

Betül Kencebay  
YASED - INTERNATIONAL INVESTORS  
ASSOCIATION

Burak Kepkep  
KEPKEP INTERNATIONAL LEGAL  
COUNSELING

Asena Aytug Keser  
MEHMET GÜN & PARTNERS

İklim Kiliç  
SARIBRAHİMOĞLU LAW OFFICE

Özlem Kızıl Voyvoda  
ÇAKMAK AVUKATLIK BÜROSU

Çiğdem Koşar  
CENTRAL BANK OF THE REPUBLIC OF  
TURKEY

Burcak Kurt  
SOMAY HUKUK BÜROSU

Ümit Kurt  
JONES LANG LASALLE

Mert Kutlar  
ADMD LAW FIRM

Altan Liman  
AYDAŞ LIMAN KURMAN ATTORNEYS  
AT LAW

Orhan Yavuz Mavioglu  
ADMD LAW FIRM

Dilek Menteş  
CERRAHOĞLU LAW FIRM

Şila Muratoğlu  
BAYIRLI & MURATOĞLU LAW FIRM

Melis Oget Koc  
SERAP ZUVIN LAW OFFICES

Gülçin Özlem Oğuzlar  
TURLUÇ LAW OFFICE

Ozgecan Oksuz  
ÖZEL & ÖZEL ATTORNEYS AT LAW

M. Bigen Onder  
CERRAHOĞLU LAW FIRM

Neşe Onder  
MEHMET GÜN & PARTNERS

Mert Oner  
KPMG

Selin Özdamar  
SALANS

Çanur Özen  
ÖZEL & ÖZEL ATTORNEYS AT LAW

Oksan Özkan  
PRICEWATERCOOPERS

Gokhan Ozmen  
BİRSEL LAW OFFICES

Özlem Özyiğit  
YASED - INTERNATIONAL INVESTORS  
ASSOCIATION

Serkan Pamukkale  
BİRSEL LAW OFFICES

Ahmed Pekin  
PEKİN & PEKİN

Ferhat Pekin  
PEKİN & BAYAR LAW FIRM

Çağatay Pekyörür  
PEKİN & PEKİN

Batuhan Sahmay  
BENER LAW OFFICE, MEMBER OF IUS  
LABORIS

Bilge Saltan  
DÜLGER LAW FIRM

Selim Sarıbrahimoğlu  
SARIBRAHİMOĞLU LAW OFFICE

Selim S. Seçkin  
AYDINLIOĞLU LAW FIRM

Ömer Kayhan Seyhun  
CENTRAL BANK OF THE REPUBLIC OF  
TURKEY

Sezil Simsek  
PRICEWATERCOOPERS

M. Ufuk Söğütlioğlu  
DELOITTE LLP

Sera Somay  
SOMAY HUKUK BÜROSU

Selda Soyöz  
PRESIDENCY OF REVENUE  
ADMINISTRATION

Çağrı Sümbül  
PRICEWATERCOOPERS

Esin Taboğlu  
TABOĞLU & DEMİRHAN

Aylin Tarlan Tüzemen  
TARLAN - BAKSI LAW FIRM

Özben Tekdal  
PWC TURKEY

Elif Tezcan Bayırlı  
BAYIRLI & MURATOĞLU LAW FIRM

Filiz Toprak  
MEHMET GÜN & PARTNERS

Noyan Turunç  
TURUNÇ LAW OFFICE

Ibrahim Tutar  
PENETRA CONSULTING AND AUDITING

Ürün Ülkü  
ADMD LAW FIRM

Ayşe Unal  
TURLUÇ LAW OFFICE

Furkan Ünal  
PGLOBAL GLOBAL ADVISORY AND  
TRAINING SERVICES LTD.

Hazal Ungan  
PEKİN & PEKİN

Barış Yalçın  
PWC TURKEY

Selcen Yalçın  
MEHMET GÜN & PARTNERS

Ayşegül Yalçınmerler  
CERRAHOĞLU LAW FIRM

Beril Yayla  
MEHMET GÜN & PARTNERS

A. Çağrı Yıldız  
ADMD LAW FIRM

Çağatay Yılmaz  
YILMAZ LAW OFFICES

Rana Yılmaz  
YILMAZ LAW OFFICES

Murat Yülek  
PGLOBAL GLOBAL ADVISORY AND  
TRAINING SERVICES LTD.

Izzet Zakuto  
SOMAY HUKUK BÜROSU

Serap Zuvin  
SERAP ZUVIN LAW OFFICES

## UGANDA

ERNST & YOUNG

Claire Amanyana  
KAMPALA ASSOCIATED ADVOCATES

Leria Arinaitwe  
SEBALU & LULE ADVOCATES AND LEGAL  
CONSULTANTS

Doreen Atuhurra  
PWC UGANDA

Justine Bagyenda  
BANK OF UGANDA

Bernard Baingana  
PWC UGANDA

Matovu Emmy  
MARMA TECHNICAL SERVICES

Sarfazar Jiwani  
SEYANI BROTHERS & Co. (U) LTD.

Lwanga John Bosco  
MARMA TECHNICAL SERVICES

Charles Kalu Kalumiya  
KAMPALA ASSOCIATED ADVOCATES

Francis Kamulegeya  
PWC UGANDA

Phillip Karugaba  
MMAKS ADVOCATES

Edwin Karugire  
KIWANUKA & KARUGIRE ADVOCATES

Baati Katende  
KATENDE, SSEMPEBWA & Co.  
ADVOCATES

David Katende  
SARIBRAHİMOĞLU LAW OFFICE

Sim K. Katende  
KATENDE, SSEMPEBWA & Co.  
ADVOCATES

Peter Kauma  
KIWANUKA & KARUGIRE ADVOCATES

Kiryowa Kiwanuka  
KIWANUKA & KARUGIRE ADVOCATES

Brigitte Kusima Byarugaba  
SHONUBI, MUSOKE & Co. ADVOCATES

Ida Kussima  
KATENDE, SSEMPEBWA & Co.  
ADVOCATES

Hakim Lugemwa  
UGANDA ENTREPRENEURS BUSINESS  
FOUNDATION

Michael Malan  
COMPUSCAN CRB LTD.

Paul Mbuga  
SEBALU & LULE ADVOCATES AND LEGAL  
CONSULTANTS

John Mpambala  
KAMPALA CITY COUNCIL

Andrew Munanura Kamuteera  
SEBALU & LULE ADVOCATES AND LEGAL  
CONSULTANTS

Peters Musoke  
SHONUBI, MUSOKE & Co. ADVOCATES

Rachel Mwanje Musoke  
MMAKS ADVOCATES

Benon Mutambi  
ELECTRICITY REGULATORY AUTHORITY

Jimmy M. Muyanja  
MUYANJA & ASSOCIATES

Noah Mwesigwa  
SHONUBI, MUSOKE & Co. ADVOCATES

Plaxeda Namirimu  
PWC UGANDA

Sophia Nampijja  
KATENDE, SSEMPEBWA & Co.  
ADVOCATES

Kassim Ngude

Diana Ninsima  
MMAKS ADVOCATES

James Kagiri Njoroge  
PRICE & KING CERTIFIED PUBLIC  
ACCOUNTANTS

Eddie Nsamba-Gayiyi  
CONSULTANT SURVEYORS AND  
PLANNERS

William Okello

Silver Adowa Owaraga  
MAGEZI, IBALE & Co. ADVOCATES

Enoch Sabiiti  
STEMA ASSOCIATES

Moses Segawa  
SEBALU & LULE ADVOCATES AND LEGAL  
CONSULTANTS

Lawrence Sengendo  
KAMPALA CITY COUNCIL

Alan Shonubi  
SHONUBI, MUSOKE & Co. ADVOCATES

Manish Siyani  
SEYANI BROTHERS & Co. (U) LTD.

Charles Lwanga Ssemenda

Obed Tindyebwa  
GRAND & NOBLE, CERTIFIED PUBLIC  
ACCOUNTANTS

Ambrose Turyahabwe  
DHL GLOBAL FORWARDING (U) LTD.

Isaac Walukagga  
MMAKS ADVOCATES

## UKRAINE

Yaroslav Abramov  
ILF INTEGRITES

Oleg Y. Alyoshin  
VASIL KISIL & PARTNERS

Andrey Astapov  
ASTAPOV LAWYERS INTERNATIONAL  
LAW GROUP

Viktoriya Baliuk  
VASIL KISIL & PARTNERS

Ron J. Barden  
PWC UKRAINE

Olena Basanska  
CMS CAMERON MCKENNA

Irina Batmanova  
SALANS

Yevgen Blok  
ILF INTEGRITES

Timur Bondaryev  
ARZINGER & PARTNERS

Lilia Boulakh  
DLA PIPER UKRAINE LLC

Alexander Buryak  
PWC UKRAINE

Serhiy Chorny  
BAKER & MCKENZIE

Vladimir Didenko  
EGOROV PUGINSKY AFANASIEV &  
PARTNERS

Dmytro Donets  
DLA PIPER UKRAINE LLC

Igor Dykunsyky  
BNT & PARTNER

Julia Goptarenko  
CHALAS AND PARTNERS LAW FIRM

Oleksandra Gorak  
DLA PIPER UKRAINE LLC

Volodymyr Grabchak  
ARZINGER & PARTNERS

Sergiy Gryshko  
CMS CAMERON MCKENNA

Valeriya Gudiy  
ILYASHEV & PARTNERS



Maryna Ilchuk  
ARZINGER & PARTNERS

Olga Ivaniv  
VASIL KISIL & PARTNERS

Jon Johannesson  
IBCH

Tetiana Kanashchuk  
GLEEDS UKRAINE LLC

Victoria Kaplan  
CMS CAMERON McKENNA

Oleksii Kharitonov  
INYURPOLIS LAW FIRM

Vitalii Khilko  
CMS CAMERON McKENNA

Ivanna Khonina  
KUZMINSKY & PARTNERS ATTORNEYS  
AT LAW LLC

Natalya Kim  
CHADBOURNE & PARKE LLP

Andriy Kirmach  
CHADBOURNE & PARKE LLP

Olena Kochergina  
KONNOV & SOZANOVSKY

Sergei Konnov  
KONNOV & SOZANOVSKY

Maksym Kopechykov  
ILYASHEV & PARTNERS

Denys Kulgavyi  
SALANS

Oleksandr Kurdydyk  
DLA PIPER UKRAINE LLC

Tatyana Kuzmenko  
ASTAPOV LAWYERS INTERNATIONAL  
LAW GROUP

Oles Kvyat  
ASTERS

Mariana Legotska  
ASTERS

Borys Lobovyy  
KONNOV & SOZANOVSKY

Mykola Lomachynskyy  
GLEEDS UKRAINE LLC

Olga Lubiv  
KPMG

Anastasija Lytvynenko  
KIBENKO, ONIKA & PARTNERS LAW FIRM

Angela Mahinova  
SAYENKO KHARENKO

Oleksandr Maydanyk  
EGOROV PUGINSKY AFANASIEV &  
PARTNERS

Oleg Mazur  
CHADBOURNE & PARKE LLP

Arseny Milyutin  
EGOROV PUGINSKY AFANASIEV &  
PARTNERS

Vadim Mizyakov  
ASTERS

Anna Moliboga  
KPMG

Nataliya Mykolska  
SAYENKO KHARENKO

Lurii Nekliaiev  
EGOROV PUGINSKY AFANASIEV &  
PARTNERS

Sergiy Onishchenko  
CHADBOURNE & PARKE LLP

Ruslan Ostapenko  
CMS CAMERON McKENNA

Oleksandr Padalka  
ASTERS

Magdalena Patrzyk  
PwC UKRAINE

Mikhail Pergamenshik  
KONNOV & SOZANOVSKY

Alexey Pokotylo  
KONNOV & SOZANOVSKY

Andriy Pozhidayev  
ASTERS

Dmytro Pshenychnyuk  
DLA PIPER UKRAINE LLC

Mariana Pyskun  
PwC UKRAINE

Yuliana Revyuk  
KPMG

Dmytro Rylovnikov  
DLA PIPER UKRAINE LLC

Vadym Samoilenko  
ASTERS

Marina Savchenko  
ASTAPOV LAWYERS INTERNATIONAL  
LAW GROUP

Vladimir Sayenko  
SAYENKO KHARENKO

Olga Serbul  
LAW FIRM IP & C. CONSULT, LLC

Alla Shevchenko  
BNT & PARTNER

Dmytro Shevchenko  
ARZINGER & PARTNERS

Oleg Shevchuk  
PROXEN & PARTNERS

Hanna Shtepa  
BAKER & MCKENZIE

Anzhelika Shtukaturova  
SALANS

Dmitry Sichkar  
KONNOV & SOZANOVSKY

Markian B. Silecky  
SALANS

Anna Sisetka  
VASIL KISIL & PARTNERS

Evgen Solovyov  
ILYASHEV & PARTNERS

Eugene Starikov  
INYURPOLIS LAW FIRM

Andriy Stetsenko  
CMS CAMERON McKENNA

Iryna Stratiuk  
KPMG

Yaroslav Teklyuk  
VASIL KISIL & PARTNERS

Svitlana Teush  
ARZINGER & PARTNERS

Anna Tkachenko  
SALANS

Dmytro Tkachenko  
DLA PIPER UKRAINE LLC

Zakhar Tropin  
PROXEN & PARTNERS

Olena Tsybukh  
CHALAS AND PARTNERS LAW FIRM

Olena Verba  
ARZINGER & PARTNERS

Oleksandr Vygovsky  
ASTERS

Zeeshan Wani  
GLOBALINK TRANSPORTATION &  
LOGISTICS WORLDWIDE LLP

Artur Yalovyy  
ILF INTEGRITES

Olexiy Yanov  
LAW FIRM IP & C. CONSULT, LLC

Anna Yarenko  
ASTAPOV LAWYERS INTERNATIONAL  
LAW GROUP

Yulia Yashenkova  
ASTAPOV LAWYERS INTERNATIONAL  
LAW GROUP

Galyna Zagorodniuk  
DLA PIPER UKRAINE LLC

Galina Zagorodnyuk  
DLA PIPER UKRAINE LLC

Tatiana Zamorska  
KPMG

Anton Zinchuk  
INYURPOLIS LAW FIRM

#### UNITED ARAB EMIRATES

GRIFFINS

Qurashi Elsheikh Abdulghani  
Qurashi  
DUBAI MUNICIPALITY

Khalid Abdulla  
AL MASHAWEER TRANSPORT

Farid Ahmadi  
NATIONAL TRADING AND DEVELOPMENT  
EST.

Yakud Ahmed  
ORCHID GULF

Abdul Amir Ahmed abdulla  
Kodarzi  
JALAL AHMED GROUP

Vinayak Ahuja  
APPAREL GROUP

Kara Ajani  
TROWERS & HAMLINS LLP

Mariam S.A. Al Afridi  
DUBAI WORLD

Najeeb Mohammed Al Ali  
EMIRATES COMPETITIVENESS COUNCIL

Mahmood Al Bastaki  
DUBAI TRADE

Obaid Saif Atiq Al Falasi  
DUBAI ELECTRICITY AND WATER  
AUTHORITY

Muzafar Al Haj  
GENERAL PENSION & SOCIAL SECURITY  
AUTHORITY

Alya Hussain Al Hammadi  
DUBAI TRADE

Abdulla Saif Al Kaabi  
DEPARTMENT OF ECONOMIC  
DEVELOPMENT - DUBAI

Basil T. Al Kilani  
DUBAI WORLD

Malik Al Madani  
EMIRATES COMPETITIVENESS COUNCIL

Ahmed Al Mazrouei  
EMCREDIT

Marwan Abdulla Al Mohammad  
DUBAI MUNICIPALITY

Alya Al Mulla  
EMIRATES COMPETITIVENESS COUNCIL

Habib M. Al Mulla  
HABIB AL MULLA & CO.

Salah El Dien Al Nahas  
HADEL AL DHAHIRI & ASSOCIATES

Saif Al Shamsi  
THE LEGAL GROUP

Mohammed Abdulrahman Al  
Sharhan  
GENERAL PENSION & SOCIAL SECURITY  
AUTHORITY

Yusuf Al Sharif  
YOUSUF AL SHARIF ASSOCIATES,  
ADVOCATES & LEGAL CONSULTANTS

Essam Al Tamimi  
AL TAMIMI & COMPANY ADVOCATES  
& LEGAL CONSULTANTS

Saeed Al-Hamiz  
CENTRAL BANK OF THE UAE

Yousef Al-Suwaidi  
DUBAI COURTS

Ibrahim Alhossani  
DUBAI COURTS

Deepak Amin  
INCHCAPE SHIPPING SERVICES

Adnan Amiri  
BAKER BOTTS LLP

Wicki Andersen  
BAKER BOTTS LLP

Sunil Anto  
MODERN FREIGHT COMPANY LLC

Marcos Arocha  
EMIRATES COMPETITIVENESS COUNCIL

Manavalan Arumugam  
EROS GROUP

Mohammed Ather  
FARZANA TRADING

T. Suresh Babu  
LANDMARK GROUP

Srinivas Balla  
GREEN PORT SHIPPING AGENCY

Elmugtaba Bannaga  
BIN SUVAIDAN ADVOCATES & LEGAL  
CONSULTANTS

Prakash Bhanushali  
ALSAHM AL SAREE TRANSPORT &  
CLEARING

Hiten Bhatia  
SILVER LINE TRANSPORTATION

Jennifer Bibbings  
TROWERS & HAMLINS LLP

Hammad Mohd. Bin Hammad  
GENERAL PENSION & SOCIAL SECURITY  
AUTHORITY

Rashid Bin Humaidan  
DUBAI ELECTRICITY AND WATER  
AUTHORITY

Maryam Bin Lahej  
DUBAI COURTS

Mazen Boustany  
HABIB AL MULLA & CO.

Lori-Ann Campbell  
HADEF & PARTNERS

R. Chandran  
SEA BRIDGE SHIPPING Co. LLC

Sudesh Chaturvedi  
GULF AGENCY COMPANY LLC

Ravindranath Chowdhary  
ARTY TRANSPORT Co LLC

Noreen Crasto  
SONY GULF

Bipin Daniel  
MODERN FREIGHT COMPANY LLC

Shirish Deshpande  
ARABIAN AUTOMOBILES

Abdullah Ebedin  
YOUSUF AL SHARIF ASSOCIATES,  
ADVOCATES & LEGAL CONSULTANTS

Rony Eid  
HABIB AL MULLA & CO.

Mohammed El Ghul  
HABIB AL MULLA & CO.

Ashfat Farhan  
AIR SOLUTIONS FZE

Jim Fernandes  
ALLIED TRANSPORT ESTABLISHMENT

Senil George  
NATIONAL TRADING AND DEVELOPMENT  
EST.

Samer Hamzeh  
TROWERS & HAMLINS LLP

Jayaram Hariharan  
VASCO GLOBAL MARITIME

David Harris  
DUBAI FOREIGN INVESTMENT OFFICE

Mohamed Hassan Ali Al Sherif  
FARZANA TRADING

Barton Hoggard  
HADEF & PARTNERS

Ashiq Hussain  
DUBAI TRADE

Ali Ibrahim  
EMCREDIT

Viji John  
FREIGHT SYSTEMS

Iman Kaiss  
TROWERS & HAMLINS LLP

Aarthi Kannan  
ARTY TRANSPORT Co LLC

Mohamed Khalifa  
GENERAL PENSION & SOCIAL SECURITY  
AUTHORITY

Naeem Khan  
MOHAMMED ESHAQ TRADING  
COMPANY

Salim Ahmed Khan  
DUBAI TRADE

Shahid M. Khan  
BUSIT AL ROKEN & ASSOCIATES

Jai Kishan Khushaldasani  
JMD CLEARING & FORWARDING

Khaled Kilani  
ARAMEX EMIRATES LLC

Rola Kobeissi  
EMCREDIT

Vipul Kothari  
KOTHARI AUDITORS & ACCOUNTANTS

Solafa Kouta  
SHARAF SHIPPING AGENCY

B.S. Krishna Moorthy  
LANDMARK GROUP

Rajiv Krishnan  
FARZANA TRADING

Anil Kumar  
MODERN FREIGHT COMPANY LLC

Rajeev Kumar  
AL YOUSUF ELECTRONICS

Ravi Kumar  
DUBAI TRADE

Senthil Kumar  
GLG SHIPPING

John Kunjappan  
MAERSK KANOO LLC

Asherf Kunjimoide  
AL YOUSUF ELECTRONICS

Charles S. Laubach  
AFRIDI & ANGELL, MEMBER OF LEX  
MUNDI

P.S. Liaquath  
SHARAF SHIPPING AGENCY

Sohail Maklai  
MOHAMMED ESHAQ TRADING  
COMPANY

Gagan Malhotra  
DUBAI TRADE

Srikrishnan Mannapara  
SONY GULF

Premanand Maroly  
VASCO GLOBAL MARITIME

Harish Matabonu  
ARTY TRANSPORT Co LLC

Chandru Mirchandani  
JUMBO ELECTRONICS Co. LLC

Sharnooz Mohammed  
DHL GLOBAL FORWARDING

Faysal (Fakhr-Eddine) Mokadem  
EMIRATES COMPETITIVENESS COUNCIL

Ottavia Molinari  
MOLINARI LEGAL CONSULTANCY

Roland Monteath  
AGILITY GLOBAL LOGISTICS

Abdulqader Mossa  
DUBAI COURTS

Badih Moukarzel  
HUQOOG LEGAL PRACTICE

Pretish P.N  
MODERN FREIGHT COMPANY LLC

Ravi Parambott  
IAL LOGISTICS EMIRATES LLC

Jagdish Parulekar  
AL HABTOOR MOTORS

Vijendra Vikram Singh Paul  
TALAL ABU GHAZALEH LEGAL  
(TAG-LEGAL)

Elise PaulHus  
HABIB AL MULLA & Co.

Biju Pillai  
DHL GLOBAL FORWARDING

Jaya Prakash  
AL FUTTAIM LOGISTICS

V. Prakash  
AL TAJIR GLASS INDUSTRIES

Lal Premarathne  
DHL GLOBAL FORWARDING

Praveen Pudhuvail  
DUBAI EXPRESS LLC (FREIGHTWORKS  
BRANCH)

Hera Qazi  
THE LEGAL GROUP

Samer Qudah  
AL TAMIMI & COMPANY ADVOCATES  
& LEGAL CONSULTANTS

Yusuf Rafiudeen  
DUBAI ELECTRICITY AND WATER  
AUTHORITY

Sujaya Rao  
DHL GLOBAL FORWARDING

Dean Rolfe  
PwC UNITED ARAB EMIRATES

Shoeb Saher  
HABIB AL MULLA & Co.

Kamarudeen Sahib  
AL HABTOOR MOTORS

Nisrine Salam  
DUBAI FOREIGN INVESTMENT OFFICE

Mohammed Ahmed Saleh  
DUBAI MUNICIPALITY

Khalid Mohamed Saleh Al Mulla  
DUBAI MUNICIPALITY

Mohammed Ahmed Saqer  
GENERAL PENSION & SOCIAL SECURITY  
AUTHORITY

Claus Schmidt  
PANALPINA GULF

Herbert Schroder  
EMCREDIT

Derrick Sequeira  
KUEHNE + NAGEL LLC

Dilip Shadavani  
AL HABTOOR MOTORS

M. Vivekanand Shetty  
EROS GROUP

Shailen Shukla  
JUMBO ELECTRONICS Co. LLC

N.K. Sidharthan  
NATIONAL TRADING AND DEVELOPMENT  
EST.

Sreekumar Sivasankaran  
GLOBELINK WEST STAR SHIPPING LLC

Douglas Smith  
HABIB AL MULLA & Co.

Wayne Smith  
AL FUTTAIM LOGISTICS

Johnson Soans  
EXTRON ELECTRONICS M.E

Suresh  
X-ARCHITECTS

Pervez Tatary  
GREEN PORT SHIPPING AGENCY

Taha Tawawala  
AL SUWAIDI & COMPANY

Mohammed Sultan Thani  
DUBAI LAND DEPARTMENT

Hamad Thani Mutar  
DUBAI COURTS

Nitin Tirath  
DUBAI TRADE

Suresh Vallu  
DIAMOND SHIPPING SERVICES

P.M Valsalan  
MUBARAK & SONS TRANSPORT

Justin Varghese  
AL FUTTAIM LOGISTICS

Gary Watts  
AL TAMIMI & COMPANY ADVOCATES  
& LEGAL CONSULTANTS

Rania Yousseph  
HABIB AL MULLA & Co.

Natasha Zahid  
BAKER BOTTS LLP

Nawal Zemni  
YOUSUF AL SHARIF ASSOCIATES,  
ADVOCATES & LEGAL CONSULTANTS

#### UNITED KINGDOM

OFGEM

WHITE & BLACK LEGAL LLP

Zainul Ahmad  
PwC

Simon Allison  
MAYER BROWN INTERNATIONAL LLP

Imran Badat  
VERITAS SOLICITORS LLP

Tilly Baderin  
PRICEWATERHOUSECOOPERS LEGAL LLP

Hannah Belton  
QUALITYSOLICITORS REDKITE

Sally Booth  
SIMMONS & SIMMONS LLP

David Bridge  
SIMMONS & SIMMONS LLP

Oliver Browne  
LATHAM & WATKINS LLP

Connor Cahalane  
MAYER BROWN INTERNATIONAL LLP

Sebastian Cameron  
CLEARY GOTTLIB STEEN & HAMILTON  
LLP

Michael Carvin  
CROWN AGENTS LTD.

Jonathan Dawe  
GRANT DAWE LLP

Kathryn Donovan  
LATHAM & WATKINS LLP

Lindsay Edkins  
WEIL, GOTSHAL & MANGES LLP

Nick Francis  
PwC UNITED KINGDOM

Alice Fraser  
CLEARY GOTTLIB STEEN & HAMILTON  
LLP

Kelvin Goh  
SIMMONS & SIMMONS LLP

Simon Graham  
LATHAM & WATKINS LLP

Tony Grant  
GRANT DAWE LLP

Donald Gray  
DARWIN GRAY LLP

Helen Hall  
DLA PIPER UK LLP

Jillian Hastings  
DEPARTMENT FOR COMMUNITIES AND  
LOCAL GOVERNMENT

Neville Howlett  
PwC UNITED KINGDOM

Stephen Hubner  
SHEPHERD & WEDDERBURN

Simon Jay  
CLEARY GOTTLIB STEEN & HAMILTON  
LLP

Jolita Kajtazi  
GRANT DAWE LLP

Chandini Kanwar  
LATHAM & WATKINS LLP

Susan Kennedy  
LATHAM & WATKINS LLP

Gillian Key-Vice  
EXPERIAN LTD.

Christoph Klenner  
ACCIS - ASSOCIATION OF CONSUMER  
CREDIT INFORMATION SUPPLIERS

Rebecca Knight  
PwC UNITED KINGDOM

Shinoj Koshy  
CLEARY GOTTLIB STEEN & HAMILTON  
LLP

Kristin Kufel  
BAKER & MCKENZIE

Pascal Lalande  
HER MAJESTY'S LAND REGISTRY

Mushtak Macci  
LUBBOCK FINE - MEMBER OF RUSSELL  
BEDFORD INTERNATIONAL

Neil Maclean  
SHEPHERD & WEDDERBURN

Neil Magrath  
UK POWER NETWORKS

Christopher Mallon  
SKADDEN, ARPS, SLATE, MEAGHER &  
FLOM LLP

Emily Marshall  
CLEARY GOTTLIB STEEN & HAMILTON  
LLP

Kate Matthews  
STEVENS & BOLTON LLP

Charles Mayo  
SIMMONS & SIMMONS LLP

Adam McCarron  
BAKER & MCKENZIE

Martin Michalski  
BAKER & MCKENZIE

Neil Munroe  
ACCIS - ASSOCIATION OF CONSUMER  
CREDIT INFORMATION SUPPLIERS

Idris Natha  
VERITAS SOLICITORS LLP

Frances Okosi  
BAKER & MCKENZIE

Chris Perkins  
PRICEWATERHOUSECOOPERS LEGAL LLP

Stewart Perry  
CLYDE & Co.

Steve Pocock  
CROWN AGENTS LTD.

Alex Rogan  
SKADDEN, ARPS, SLATE, MEAGHER &  
FLOM LLP

Renuka Sharma  
CLYDE & Co.

Andrew Shutter  
CLEARY GOTTLIB STEEN & HAMILTON  
LLP

Sandra Simoni  
DEPARTMENT FOR COMMUNITIES AND  
LOCAL GOVERNMENT

Lisa Slevin  
DLA PIPER UK LLP

Richard Smith  
MAYER BROWN INTERNATIONAL LLP

Stacey-Jo Smith  
COMPANIES HOUSE

Spencer Stevenson  
BRITISH INTERNATIONAL FREIGHT  
ASSOCIATION

Caroline Taylor  
LATHAM & WATKINS LLP

Lance Terry  
GLANVILLES SOLICITORS

Mehboob Vadiya  
VERITAS SOLICITORS LLP

Stephanie Walker  
PRICEWATERHOUSECOOPERS LEGAL LLP

Stephanie Warren  
LATHAM & WATKINS LLP

Geoffrey Wilkinson  
WILKINSON CONSTRUCTION  
CONSULTANTS

Sally Willcock  
WEIL, GOTSHAL & MANGES LLP

Andrew Wilson  
ANDREW WILSON & Co

#### UNITED STATES

ALLEN & OVERY LLP

BUSINESS & LAW BLOG

TRANSUNION

Stephen Anderson  
PwC UNITED STATES

Phillip Anzalone  
ATELIER ARCHITECTURE 64, PLLC

Pamy J. S. Arora  
CORNELL GROUP, INC

Luke A. Barefoot  
CLEARY GOTTLIB STEEN & HAMILTON  
LLP

Richard Baumann  
MORRISON COHEN LLP

G. Carlo  
CORPORATE SOLVENCY STRESS TESTING  
ADVISORS L3C

Victor Chiu  
CLEARY GOTTLIB STEEN & HAMILTON  
LLP

Richard Conza  
CLEARY GOTTLIB STEEN & HAMILTON  
LLP

Brendan Cyr  
CLEARY GOTTLIB STEEN & HAMILTON  
LLP

James Denn  
NEW YORK STATE PUBLIC SERVICE  
COMMISSION

Vilas Dhar  
DHAR LAW, LLP

Joshua L. Ditelberg  
SEYFARTH SHAW LLP

Lindsay Dunn  
CLEARY GOTTLIB STEEN & HAMILTON  
LLP

Irma Foley  
ORRICK, HERRINGTON & SUTCLIFFE LLP

Daphney François  
CLEARY GOTTLIB STEEN & HAMILTON  
LLP

Patrick Fuller  
CLEARY GOTTLIB STEEN & HAMILTON  
LLP

Anita Gambhir  
CORNELL GROUP, INC

Robert Goethe  
CORNELL GROUP, INC

Daniel Gottfried  
ROGIN NASSAU LLC

Boris Grosman  
L & B ELECTRICAL INTERNATIONAL

Thomas Halket  
HALKET WEITZ LLP

Adam Heintz  
MORRISON AND FOERSTER

Nancy Israel  
LAW OFFICE OF NANCY D. ISRAEL

Neil Jacobs  
NI JACOBS & ASSOCIATES

Christopher Andrew Jarvinen  
BERGER SINGERMAN

Charles L. Kerr  
MORRISON AND FOERSTER

Joshua Kochath  
COMAG CONTAINER LINES

Arthur Kohn  
CLEARY GOTTLIB STEEN & HAMILTON  
LLP

Walter Krauklis  
JARVIS INTERNATIONAL FREIGHT, INC

Michael Lazerwitz  
CLEARY GOTTLIB STEEN & HAMILTON  
LLP

Bradford L. Livingston  
SEYFARTH SHAW LLP

Dave Lucia  
SECURITY CARGO NETWORK, INC.

A Edward Major  
A EDWARD MAJOR,  
COUNSELLORS-AT-LAW

Kerry Mohan  
SEYFARTH SHAW LLP

Kelly J. Murray  
PwC UNITED STATES

David Newberg  
COLLER, HALPERN, NEWBERG,  
NOLLETTI, & BOCK

Samuel Nolen  
RICHARDS, LAYTON & FINGER, P.A.,  
MEMBER OF LEX MUNDI

Sean O'Neal  
CLEARY GOTTLIB STEEN & HAMILTON  
LLP

Jeffrey Penn  
CLEARY GOTTLIB STEEN & HAMILTON  
LLP

William Peters  
CORPORATE SOLVENCY STRESS TESTING  
ADVISORS L3C

Igor Putilov  
LINK LINES LOGISTICS INC

Stephen Raslavich  
UNITED STATES BANKRUPTCY COURT

Damian Ridealgh  
ASHURST LLP

Sandra Rocks  
CLEARY GOTTLIB STEEN & HAMILTON  
LLP

Jack Rose  
ASHURST LLP

Kenneth Rosen  
UNIVERSITY OF ALABAMA SCHOOL  
OF LAW

Manuel Santiago  
MILROSE CONSULTANTS, INC.

Helen Skinner  
CLEARY GOTTLIB STEEN & HAMILTON  
LLP

David Smith  
CLEARY GOTTLIB STEEN & HAMILTON  
LLP

David Snyder  
SNYDER & SNYDER, LLP

F.W. Turner  
TURNER & TURNER

Edna Udobong  
LIBERTY UNIVERSITY SCHOOL OF LAW

Penny Vaughn  
PwC UNITED STATES

Frank Wolf  
CORPORATE SOLVENCY STRESS TESTING  
ADVISORS L3C

**URUGUAY**

Isabel Abarro  
OLIVERA ABOGADOS

Juan Achugar  
BANCO CENTRAL DEL URUGUAY

Marta Alvarez  
ADMINISTRACIÓN NACIONAL DE USINAS  
Y TRANSMISIÓN ELÉCTRICA (UTE)

Bernardo Amorín  
OLIVERA ABOGADOS

Sebastián Arcia  
ARCIA STORACE FUENTES MEDINA  
ABOGADOS

Cecilia Arias  
GUYER & REGULES, MEMBER OF LEX  
MUNDI

Alicia Badanian  
ESTUDIO BERGSTEIN

Fernando Bado  
ESTUDIO DR. MEZZERA

Pablo Balao Gay  
PANALPINA WORLD TRANSPORT

Martín Balmaceda  
ESTUDIO BERGSTEIN

Leticia Barrios Bentancourt  
ESTUDIO BERGSTEIN

Ady Beitler  
ESTUDIO BERGSTEIN

Juan Bonet  
GUYER & REGULES, MEMBER OF LEX  
MUNDI

Sofía Borba  
SOFIA BORBA

Virginia Brause  
JIMÉNEZ DE ARÉCHAGA, VIANA &  
BRAUSE

Ricardo Marcelo Bregani  
ESTUDIO BLANCO & ETCHEVERRY

Luis Burastero Servetto  
LUIS BURASTERO & ASOC.

Martín Colombo  
FERRERE ABOGADOS

Leonardo Couto  
JOSE MARIA FACAL & CO.

Jorge De Vita  
JORGE DE VITA STUDIO

María Durán  
HUGHES & HUGHES

María Jose Echinope  
JIMÉNEZ DE ARÉCHAGA, VIANA &  
BRAUSE

Noelia Eiras  
HUGHES & HUGHES

Gabriel Ejenberg  
ESTUDIO BERGSTEIN

Pilar Etcheverry  
GUYER & REGULES, MEMBER OF LEX  
MUNDI

Agustín Etcheverry Reyes  
ESTUDIO BLANCO & ETCHEVERRY

Anaía Fernández  
ESTUDIO BERGSTEIN

Javier Fernández Zerbino  
BADO, KUSTER, ZERBINO & RACHETTI

Hector Ferreira  
HUGHES & HUGHES

Juan Federico Fischer  
FISCHER & SCHICKENDANTZ

Federico Florín  
GUYER & REGULES, MEMBER OF LEX  
MUNDI

Sergio Franco  
PwC URUGUAY

Andres Fuentes  
ARCIA STORACE FUENTES MEDINA  
ABOGADOS

Diego Galante  
GALANTE & MARTINS

Pablo Galmarini  
GALMARINI

Enrique García Pini  
ADMINISTRACIÓN NACIONAL DE USINAS  
Y TRANSMISIÓN ELÉCTRICA (UTE)

Nelson Alfredo Gonzalez  
SDV URUGUAY

Andrés Hessdörfer  
ARCIA STORACE FUENTES MEDINA  
ABOGADOS

Marcela Hughes  
HUGHES & HUGHES

María Ibarra  
STAVROS MOYAL Y ASOCIADOS  
- MEMBER OF RUSSELL BEDFORD  
INTERNATIONAL

Ignacio Imas  
FERRERE ABOGADOS

Ariel Imken  
SUPERINTENDENCIA DE SERVICIOS  
FINANCIEROS - BANCO CENTRAL DEL  
URUGUAY

Alfredo Inciarte Blanco  
ESTUDIO PÉREZ DEL CASTILLO, INCIARTE,  
GARI ABOGADOS

Richard Iturria  
BADO, KUSTER, ZERBINO & RACHETTI

Elías Mantero  
OLIVERA ABOGADOS

Enrique Martínez Schickendantz  
ASOCIACIÓN DE DESPACHANTES DE  
ADUANA DEL URUGUAY

Leonardo Melos  
ESTUDIO BERGSTEIN

Ricardo Mezzera  
ESTUDIO DR. MEZZERA

Matilde Milicevic Santana  
EQUIFAX - CLEARING DE INFORMES

Pamela Moreira  
FERRERE ABOGADOS

Matias Morgare  
SDV URUGUAY

Pablo Mosto  
ADMINISTRACIÓN NACIONAL DE USINAS  
Y TRANSMISIÓN ELÉCTRICA (UTE)

Pablo Moyal  
STAVROS MOYAL Y ASOCIADOS  
- MEMBER OF RUSSELL BEDFORD  
INTERNATIONAL

Agustín Muzio  
PwC URUGUAY

Juan Martín Olivera  
OLIVERA ABOGADOS

María Concepción Olivera  
OLIVERA ABOGADOS

Ricardo Olivera García  
OLIVERA ABOGADOS

Federico Otegui  
PwC URUGUAY

Domingo Pereira  
ESTUDIO BERGSTEIN

Hugo Pereira  
ARCIA STORACE FUENTES MEDINA  
ABOGADOS

Alli Rebollo  
STILER

Alejandro Santi Estefan  
OLIVERA ABOGADOS

Carolina Sarroca  
ARCIA STORACE FUENTES MEDINA  
ABOGADOS

Eliana Sartori  
PwC URUGUAY

Beatriz Spiess  
GUYER & REGULES, MEMBER OF LEX  
MUNDI

Dolores Storace  
ARCIA STORACE FUENTES MEDINA  
ABOGADOS

Alejandro Taranto  
ESTUDIO TARANTO

María Jose Tegiacchi  
JIMÉNEZ DE ARÉCHAGA, VIANA &  
BRAUSE

Ana Inés Terra  
ESTUDIO BERGSTEIN

Evangelina Torres  
JIMÉNEZ DE ARÉCHAGA, VIANA &  
BRAUSE

Augusto Tricotti  
SOFTRON

Juan Ignacio Troccoli  
FISCHER & SCHICKENDANTZ

Diego Viana  
JIMÉNEZ DE ARÉCHAGA, VIANA &  
BRAUSE

Gerardo Viñoles  
VIÑOLES ARQUITECT STUDIO

**UZBEKISTAN**

GLOBALINK LOGISTICS GROUP

PwC MONGOLIA

PwC UZBEKISTAN

UZBEKENERGO

Askar K. Abdusagatov  
OOO PROGRESS-DEVELOPMENT

Mels Akhmedov  
BAS LAW FIRM

Natalya Apukhtina  
SNR DENTON WILDE SAPTE & CO

Renata Gafarova  
M & M

Irina Gosteva  
SNR DENTON WILDE SAPTE & CO

Nodir B. Hakimov  
EUROPEAN ELITE CONSTRUCTION

Nail Hassanov  
LEGES ADVOKAT LAW FIRM

Mouborak Kambarova  
SNR DENTON WILDE SAPTE & CO

Babur Karimov  
GRATA LAW FIRM

Khurshid Kasimdzhanov  
M & M

Alisher T. Kasimov  
EUROPEAN ELITE CONSTRUCTION

Nurali Eshibaevich Khalmuratov  
NATIONAL INSTITUTE OF CREDIT  
INFORMATION OF CENTRAL BANK OF  
THE REPUBLIC OF UZBEKISTAN

Davron Khasanov  
MUKHAMEDJANOV & PARTNERS  
LAW FIRM

Oscar Khusnullin  
HOLOS

Tatyana Lee  
LEGALMAX LAW FIRM

Ibrahim Mukhamedjanov  
MUKHAMEDJANOV & PARTNERS  
LAW FIRM

Behruz Nizamutdinov  
M & M

Valeriya Ok  
LEGALMAX LAW FIRM

Mirzaaziz Ruziev  
GRATA LAW FIRM

Azamat Salaev  
CHAMBER OF COMMERCE & INDUSTRY  
OF THE REPUBLIC OF UZBEKISTAN

Alexander Samborsky  
NATIONAL CENTRE OF GEODESY &  
CARTOGRAPHY

Nizomiddin Shakhbutdinov  
LEGES ADVOKAT LAW FIRM

Petros Tsakanyan  
AZIZOV & PARTNERS

Aziz Turdibaev  
M & M

Nodir Yuldashev  
GRATA LAW FIRM

**VANUATU**

DEPARTMENT OF ENVIRONMENTAL  
PROTECTION & CONSERVATION  
(DEPC)

ENTREPRISE DINH VAN TU

FR8 LOGISTICS LTD.

VANUATU FINANCIAL SERVICES  
COMMISSION

Barry Amoss  
SOUTH SEA SHIPPING LTD.

Loïc Bernier  
CAILLARD & KADDOUR

Andy Cottam  
NATIONAL BANK OF VANUATU

Frederic Derausseau  
VATE ELECTRICS

David Hudson  
HUDSON & SUGDEN

Jonathan Law  
LAW PARTNERS

Colin B. Leo  
COLIN BRIGHT LEO LAWYERS

Philippe Mehrenberger  
UNELCO

Mark Pardoe  
SOUTH SEA SHIPPING LTD.

Harold Qualao  
QUALAO CONSULTING LTD. QCL

Katua Rezel  
DEPARTMENT OF LANDS, SURVEYS &  
RECORDS

Martin Saint Hilaire  
CABINET AJC, AN INDEPENDENT  
CORRESPONDENT MEMBER OF DFK  
INTERNATIONAL

Mark Stafford  
BARRETT & PARTNERS

Mandes Tangaras  
MUNICIPALITY OF PORT VILA

**VENEZUELA, RB**

Jorge Acedo-Prato  
HOET PELAEZ CASTILLO & DUQUE

Tamara Adrian  
ADRIAN & ADRIAN

Juan Enrique Aigster  
HOET PELAEZ CASTILLO & DUQUE

Servio T. Altuve Jr.  
SERVIO T. ALTUVE R. & ASOCIADOS

Carlos Bachrich Nagy  
DE SOLA PATE & BROWN, ABOGADOS  
- CONSULTORES

Arturo De Sola Lander  
DE SOLA PATE & BROWN, ABOGADOS  
- CONSULTORES

Juan Domingo Cordero  
BAKER & MCKENZIE

Carlos Domínguez Hernández  
HOET PELAEZ CASTILLO & DUQUE

Carlos Flores  
COMPUTEC - DATACRÉDITO VENEZUELA

Selma Flores Ferreira

Jose Garcia  
PwC VENEZUELA

Jose Alfredo Giral  
BAKER & MCKENZIE

Lynne H. Glass  
DESPACHO DE ABOGADOS MIEMBROS DE  
NORTON ROSE, S.C.

Ybeth Gonzalez  
BAKER & MCKENZIE

Andres Gonzalez Crespo  
CASAS RINCON GONZALEZ RUBIO &  
ASOCIADOS

Diego Gonzalez Crespo  
CASAS RINCON GONZALEZ RUBIO &  
ASOCIADOS

Enrique Gonzalez Rubio  
CASAS RINCON GONZALEZ RUBIO &  
ASOCIADOS

Andres Felipe Guevara  
BAKER & MCKENZIE

Alfredo Hurtado  
HURTADO ESTEBAN & ASOCIADOS  
- MEMBER OF RUSSELL BEDFORD  
INTERNATIONAL

Maigualida Ifill  
PwC VENEZUELA

Enrique Itriago  
RODRIGUEZ & MENDOZA

Gabriela Longo  
PALACIOS, ORTEGA Y ASOCIADOS

Ana Lugo  
HOET PELAEZ CASTILLO & DUQUE

Maritza Meszaros  
BAKER & MCKENZIE

Patricia Milano Hernández  
DE SOLA PATE & BROWN, ABOGADOS  
- CONSULTORES

Lorena Mingarelli Lozzi  
DE SOLA PATE & BROWN, ABOGADOS  
- CONSULTORES

John R. Pate  
DE SOLA PATE & BROWN, ABOGADOS  
- CONSULTORES

Thomas J. Pate Páez  
DE SOLA PATE & BROWN, ABOGADOS  
- CONSULTORES

Fernando Pelaez-Pier  
HOET PELAEZ CASTILLO & DUQUE

Bernardo Pisani  
RODRIGUEZ & MENDOZA

Juan Carlos Pró-Rísquez  
DESPACHO DE ABOGADOS MIEMBROS DE  
NORTON ROSE, S.C.

José Alberto Ramirez  
HOET PELAEZ CASTILLO & DUQUE

Francisco Seijas  
AMERICAS INTERACTIVA

Laura Silva Aparicio  
HOET PELAEZ CASTILLO & DUQUE

Raúl Stolk Nevett  
HOET PELAEZ CASTILLO & DUQUE

Oscar Ignacio Torres  
TRAVIESO EVANS ARRIA RENGEL & PAZ

Sara Trimboli  
BAKER & MCKENZIE

John Tucker  
HOET PELAEZ CASTILLO & DUQUE

Carlos Velandia Sanchez  
ASOCIACIÓN VENEZOLANA DE DERECHO  
REGISTRAL "AVEDER"

José Vivas

**VIETNAM**

PANALPINA WORLD TRANSPORT LLP

Katrina Alday  
VILAF - HONG DUC LAW FIRM

Hong Ngan Anh  
INDOCHINE COUNSEL

Nguyen Anh Thu  
UNIVERSITY OF ECONOMICS AND  
BUSINESS, VNU

Ken Atkinson  
GRANT THORNTON LLP

Pham Nghiem Xuan Bac  
VISION & ASSOCIATES

Pham Quoc Bao  
HO CHI MINH CITY POWER  
CORPORATION (EVN HCMC)

Frederick Burke  
BAKER & MCKENZIE

Samantha Campbell  
GIDE LOYRETTE NOUËL, MEMBER OF  
LEX MUNDI

Giles Thomas Cooper  
DUANE MORRIS LLC

Thi Thu Quyen Dang  
EPLEGAL

Trong Hieu Dang  
VISION & ASSOCIATES

Nguyen Dang Viet  
BIZCONSULT LAW FIRM

Van Dinh Thi Quynh  
PWC VIETNAM

Linh Do  
KTC ASSURANCE & BUSINESS  
ADVISORS - MEMBER OF RUSSELL  
BEDFORD INTERNATIONAL

Linh Doan  
LVN & ASSOCIATES

Ngoan Doan  
GRANT THORNTON LLP

Dang The Duc  
INDOCHINE COUNSEL

Minh Duong  
ALLENS ARTHUR ROBINSON

Thanh Long Duong  
ALIAT LEGAL

Tieng Thu Duong  
VISION & ASSOCIATES

Huong Duong Thi Mai  
LUATVIET - ADVOCATES & SOLICITORS

Ngoc Hai Ha  
BAKER & MCKENZIE

Thu Ha

Quang Ha Dang  
GIDE LOYRETTE NOUËL, MEMBER OF  
LEX MUNDI

Giang Ha Thi Phuong  
PWC VIETNAM

Kevin B. Hawkins  
MAYER BROWN JSM

Hoa Hoang  
LVN & ASSOCIATES

Tam Hoang  
KTC ASSURANCE & BUSINESS  
ADVISORS - MEMBER OF RUSSELL  
BEDFORD INTERNATIONAL

Nguyen Hoang Kim Oanh  
BAKER & MCKENZIE

Bui Ngoc Hong  
INDOCHINE COUNSEL

Le Hong Phong  
BIZCONSULT LAW FIRM

Nguyen Thi Hong Van  
YKVN

Tran Quang Huy  
VILAF - HONG DUC LAW FIRM

Kim Ngoan Huynh  
GIDE LOYRETTE NOUËL, MEMBER OF  
LEX MUNDI

Tuong Long Huynh  
GIDE LOYRETTE NOUËL, MEMBER OF  
LEX MUNDI

Jean Claude Junin  
SDV LOGISTICS

Hai Long Khuat  
INDOCHINE COUNSEL

Tho Khuc Duong  
LUATVIET - ADVOCATES & SOLICITORS

Tran Trung Kien  
S&B LAW

Matt King  
ASIAN TIGERS TRANSPO INTERNATIONAL  
LTD.

Milton Lawson  
FRESHFIELDS BRUCKHAUS DERINGER

Anh Tuan Le  
CREDIT INFORMATION CENTRE - STATE  
BANK OF VIETNAM

Phuc Le Hong  
LUATVIET - ADVOCATES & SOLICITORS

Thuy Le Nguyen Huy  
INDOCHINE COUNSEL

Phuoc Le Van  
HO CHI MINH CITY POWER  
CORPORATION (EVN HCMC)

Le Thi Loc  
YKVN

Nguyen Phan Manh Long  
HUNG & PARTNERS

Tien Ngoc Luu  
VISION & ASSOCIATES

Le Thi Luyen  
HO CHI MINH CITY POWER  
CORPORATION (EVN HCMC)

Tran Dinh Muoi  
SEAREFICO

Duy Minh Ngo  
VB LAW

Thuy Ngo Quang  
NT TRADE LAW LLC

Bui Thi Thanh Ngoc  
DS AVOCATS

Dao Nguyen  
MAYER BROWN JSM

Duy Ninh Nguyen  
NAM TIEN ARCHITECTURE &  
CONSULTANTS

Hong Hai Nguyen  
DUANE MORRIS LLC

Huong Nguyen  
MAYER BROWN JSM

Khai Nguyen  
GRANT THORNTON LLP

Linh D. Nguyen  
VILAF - HONG DUC LAW FIRM

Minh Tuan Nguyen  
VIET PREMIER LAW LTD.

Oanh Nguyen  
BAKER & MCKENZIE

Quoc Phong Nguyen  
ALIAT LEGAL

Thanh Hai Nguyen  
BAKER & MCKENZIE

Tien Hoa Nguyen  
S&B LAW

Trang Nguyen  
CREDIT INFORMATION CENTRE - STATE  
BANK OF VIETNAM

Tram Nguyen Huyen  
GIDE LOYRETTE NOUËL, MEMBER OF  
LEX MUNDI

Tam Nguyen Tinh  
GIDE LOYRETTE NOUËL, MEMBER OF  
LEX MUNDI

Long Nguyen Vinh  
LUATVIET - ADVOCATES & SOLICITORS

Eddie O'Shea  
MAYER BROWN JSM

Hung Duy Pham  
KTC ASSURANCE & BUSINESS  
ADVISORS - MEMBER OF RUSSELL  
BEDFORD INTERNATIONAL

Viet D. Phan  
LUATPVD

Vu Anh Phan  
INDOCHINE COUNSEL

Huynh Truong Que Phuong  
PRIME CONSTRUCTION & TRADING  
CO., LTD.

Cristian Predan

Truong Nhat Quang  
YKVN

Nguyen Que Tam  
CHEN SHAN & PARTNERS

Yee Chung Seck  
BAKER & MCKENZIE

Chau Ta  
DFDL MEKONG LAW GROUP

Tran Thi Than Niem  
DFDL MEKONG LAW GROUP

Le Thi Nhat Linh  
BAN MAI CO. LTD.

Nhung Thieu Hong  
PWC VIETNAM

Tan Heng Thye  
CHEN SHAN & PARTNERS

Antoine Toussaint  
GIDE LOYRETTE NOUËL, MEMBER OF  
LEX MUNDI

Binh Minh Tran  
VIETIN BANK

Chi Anh Tran  
BAKER & MCKENZIE

Quang Tuong Tran  
INDOCHINE COUNSEL

Bac Tran Phuong  
LUATVIET - ADVOCATES & SOLICITORS

Nguyen Thu Trang  
S&B LAW

Nam Hoai Truong  
INDOCHINE COUNSEL

Vo Huu Tu  
INDOCHINE COUNSEL

Nguyen Anh Tuan  
DP CONSULTING LTD.

Ngô Thanh Tung  
VILAF - HONG DUC LAW FIRM

Chi Vo Ngoc Phuong  
GIDE LOYRETTE NOUËL, MEMBER OF  
LEX MUNDI

Anh Thu Vu  
MAYER BROWN JSM

Dzung Vu  
LVN & ASSOCIATES

Thang Vu  
BAKER & MCKENZIE

Le Vu Anh  
PWC VIETNAM

Son Ha Vuong  
VISION & ASSOCIATES

Matthew Williams  
MAYER BROWN JSM

## WEST BANK AND GAZA

Kareem Abdel Hadi  
JEDICO

Hani Abdel Jaldeh

Salha Aboushi  
PWC

Murad Abu Mwis  
MINISTRY OF NATIONAL ECONOMY

Ata Al Biary

Haytham L. Al-Zubi  
AL-ZUBI LAW OFFICE, ADVOCATES &  
LEGAL CONSULTANTS

Mohammad Amarneh

Moayad Amouri  
PwC

Nada Atrash  
ARCHITECTURE & DESIGN

Hanna Atrash  
CMG

Nizam Ayoub  
MINISTRY OF NATIONAL ECONOMY

Ali Faroun  
PALESTINIAN MONETARY AUTHORITY

George Handal  
BETHLEHEM FREIGHT

Samir Hulileh  
PADICO HOLDINGS

Hiba I. Hussein  
HUSSEINI & HUSSEINI

Mohamed Khader  
LAUSANNE TRADING CONSULTANTS

Zahi Khouri  
NATIONAL BEVERAGES COMPANY

Munib Masri  
PADICO HOLDINGS

Nabil A. Mushahwar  
LAW OFFICES OF NABIL A.  
MUSHAHWAR

Absal Nusseibeh  
HUSSEINI & HUSSEINI

Michael F. Orfaly  
PwC

Wael Sa'adi  
PwC

Samir Sahhar  
OFFICE OF SAMIR SAHCHAR

Nadeem Shehadeh  
A.F. & R. SHEHADEH LAW OFFICE

Maysa Sirhan  
PALESTINIAN MONETARY AUTHORITY

## YEMEN, REP.

Khalid Abdullah  
SHEIKH MOHAMMED ABDULLAH SONS  
(EST. 1927)

Tariq Abdullah  
LAW OFFICES OF SHEIKH TARIQ  
ABDULLAH

Shafiq Adat  
LAW OFFICES OF SHEIKH TARIQ  
ABDULLAH

Khaled Al Buraihi  
KHALED AL BURAIHI FOR ADVOCACY &  
LEGAL SERVICES

Yaser Al-Adimi  
ABDUL GABAR A. AL-ADIMI FOR  
CONSTRUCTION & TRADE

Hamzah Al-Anesi  
DR. HAMZAH SHAHER LAW FIRM

Mohamed Taha Hamood  
Al-Hashimi  
MOHAMED TAHA HAMOOD & CO.

Abdulkader Al-Hebshi  
ADVOCACY AND LEGAL CONSULTATIONS  
OFFICE (ALCO)

Ali Al-Hebshi  
ADVOCACY AND LEGAL CONSULTATIONS  
OFFICE (ALCO)

Rashad Khalid Al-Howiadi

Mohamed Ali  
MAS FREIGHT INTERNATIONAL

Abdulla Farouk Luqman  
LUQMAN LEGAL ADVOCATES & LEGAL  
CONSULTANTS

Esam Nadeesh  
ADVOCACY AND LEGAL CONSULTATIONS  
OFFICE (ALCO)

Sami Abdullah Sabeha  
SAS FOR CARGO SERVICES

Yousra Salem  
LUQMAN LEGAL ADVOCATES & LEGAL  
CONSULTANTS

Khaled Mohammed Salem Ali  
LUQMAN LEGAL ADVOCATES & LEGAL  
CONSULTANTS

Muhammad Saqib  
MOHAMED TAHA HAMOOD & CO.

Khaled Hassan Zaid  
YEMEN CHAMBER OF SHIPPING

**ZAMBIA**

Chewe K. Bwalya  
D.H. KEMP & Co.

Mwela Chibesakunda  
CHIBESAKUNDA & COMPANY, MEMBER  
OF DLA PIPER GROUP

Sydney Chisenga  
CORPUS LEGAL PRACTITIONERS

Emmanuel Chisenga Chulu  
PWC ZAMBIA

Eddie Musonda Chunga  
MINISTRY OF LAND

Harjinder Dogra  
PWC ZAMBIA

Arshad A. Dudhia  
MUSA DUDHIA & COMPANY

Robin Durairajah  
CHIBESAKUNDA & COMPANY, MEMBER  
OF DLA PIPER GROUP

Charles Haanyika  
UTILINK LIMITED

Diane Harrington  
SDV LOGISTICS

Mubanga Kangwa  
CHIBESAKUNDA & COMPANY, MEMBER  
OF DLA PIPER GROUP

Mutale Kasonde  
CHIBESAKUNDA & COMPANY, MEMBER  
OF DLA PIPER GROUP

Mumba Makumba  
PACRA

Sylvester Mashamba  
NATIONAL COUNCIL FOR CONSTRUCTION

Clyde Mbazima  
CHIBESAKUNDA & COMPANY, MEMBER  
OF DLA PIPER GROUP

Bonaventure Mbewe  
BARCLAYS BANK

Jyoti Mistry  
PWC ZAMBIA

Gerald Mkwandawire  
SDV LOGISTICS

Mwape Mondoloka  
BARCLAYS BANK

Michael Mwape Moono

Mutule Museba  
CORPUS LEGAL PRACTITIONERS

Eustace Ng'oma  
CHIBESAKUNDA & COMPANY, MEMBER  
OF DLA PIPER GROUP

Kanti Patel  
CHRISTOPHER, RUSSELL COOK & CO.

Solly Patel  
CHRISTOPHER, RUSSELL COOK & CO.

Aleksandar Perunicic  
SDV LOGISTICS

Rodwyn Peterson  
CHIBESAKUNDA & COMPANY, MEMBER  
OF DLA PIPER GROUP

Miriam Sabi  
ZRA-CUSTOMER SERVICE CENTER

John Serlemitsos  
PLATINUM GOLD EQUITY

Valerie Sesia  
CUSTOMIZED CLEARING AND  
FORWARDING LTD.

Juliana Shoko Chilombo  
MINISTRY OF LAND

Mildred Stephenson  
CREDIT REFERENCE BUREAU AFRICA  
LTD.

Johannas Steyn  
APOLLO ENTERPRISES LTD.

Liu Yang  
SDV LOGISTICS

Enos Zulu  
PACRA

#### ZIMBABWE

BCHOD AND PARTNERS

Richard Beattie  
THE STONE/BEATTIE STUDIO

Tim Boulton  
MANICA AFRICA PTY. LTD.

Peter Cawood  
PWC ZIMBABWE

Innocent Chagonda  
ATHERSTONE & COOK

Benjamin Chikowero  
GUTU & CHIKOWERO

Grant Davies  
MANICA AFRICA PTY. LTD.

Beloved Dhlakama  
DHLAKAMA B. ATTORNEYS

Paul Fraser  
LOFTY & FRASER

Obert Chaurura Gutu  
GUTU & CHIKOWERO

R.T. Katsande  
ZIMBABWE ELECTRICITY TRANSMISSION  
& DISTRIBUTION COMPANY

Peter Lloyd  
GILL, GODLONTON & GERRANS

Manuel Lopes  
PWC ZIMBABWE

Memory Mafo  
SCANLEN & HOLDERNESS

Mordecai Pilate Mahlangu  
GILL, GODLONTON & GERRANS

Vimbai Makora  
GUTU & CHIKOWERO

Gertrude Maredza  
GUTU & CHIKOWERO

David Masaya  
PWC ZIMBABWE

Gloria Mawarire  
MAWERE & SIBANDA LEGAL  
PRACTITIONERS

Jim McComish  
PEARCE MCCOMISH ARCHITECTS

Lloyd Mhishi  
DUBE, MANIKAI AND HWACHA LEGAL  
PRACTITIONERS - DMH COMMERCIAL  
LAW CHAMBERS

Honour P. Mkushi  
SAWYER & MKUSHI

Evans Talent Moyo  
SCANLEN & HOLDERNESS

Sternford Moyo  
SCANLEN & HOLDERNESS

Alec Muchadehama  
MBIDZO MUCHADEHAMA & MAKONI

Benjamin Mukandi  
FREIGHT WORLD (PVT) LTD.

T. Muringani  
SPEARTEC

Ostern Mutero  
SAWYER & MKUSHI

Alec Tafadzwa Muza  
MAWERE & SIBANDA LEGAL  
PRACTITIONERS

Namatirai Muzarakuza  
GUTU & CHIKOWERO

Phathisile Paula Ncube  
MAWERE & SIBANDA LEGAL  
PRACTITIONERS

Maxwell Ngorima  
BDO TAX & ADVISORY SERVICES  
(PVT) LTD.

Vanani Nyangulu  
V.S. NYANGULU & ASSOCIATES

Archford Rutanhira  
SCANLEN & HOLDERNESS

Unity Sakhe  
KANTOR & IMMERMANN













THE  
WORLD  
BANK



**International  
Finance  
Corporation**  
World Bank Group

**WWW.DOINGBUSINESS.ORG**



ISBN 978-0-8213-9615-5



SKU 19615